

# GARVIN COUNTY

## DRUG OVERDOSE DEATHS<sup>1</sup> (2017-2021)

### NUMBER OF UNINTENTIONAL DRUG OVERDOSE DEATHS BY TYPE OF SUBSTANCE\*

**31**

total number of unintentional drug overdose deaths

**21**

**Methamphetamine**

**9**

**Other Opioids (excluding fentanyl)**

**6**

**Fentanyl**

**<5**

**Cocaine**

**0**

**Alcohol**

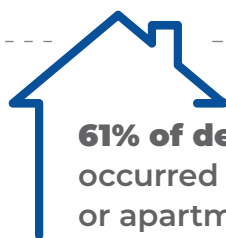
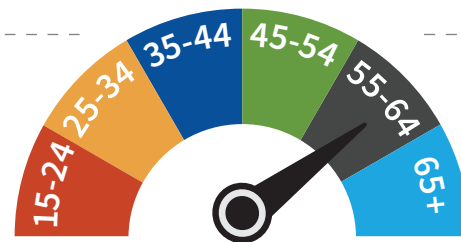
**<5**

**Benzodiazepines**

\* Categories are not mutually exclusive. Deaths may involve more than one substance.

From 2017 to 2021, **Garvin County** had the **18<sup>th</sup> highest** drug overdose death rate in the state.

**Adults aged 55-64 years** had the highest rate of death.



**61% of deaths** occurred at a home or apartment.

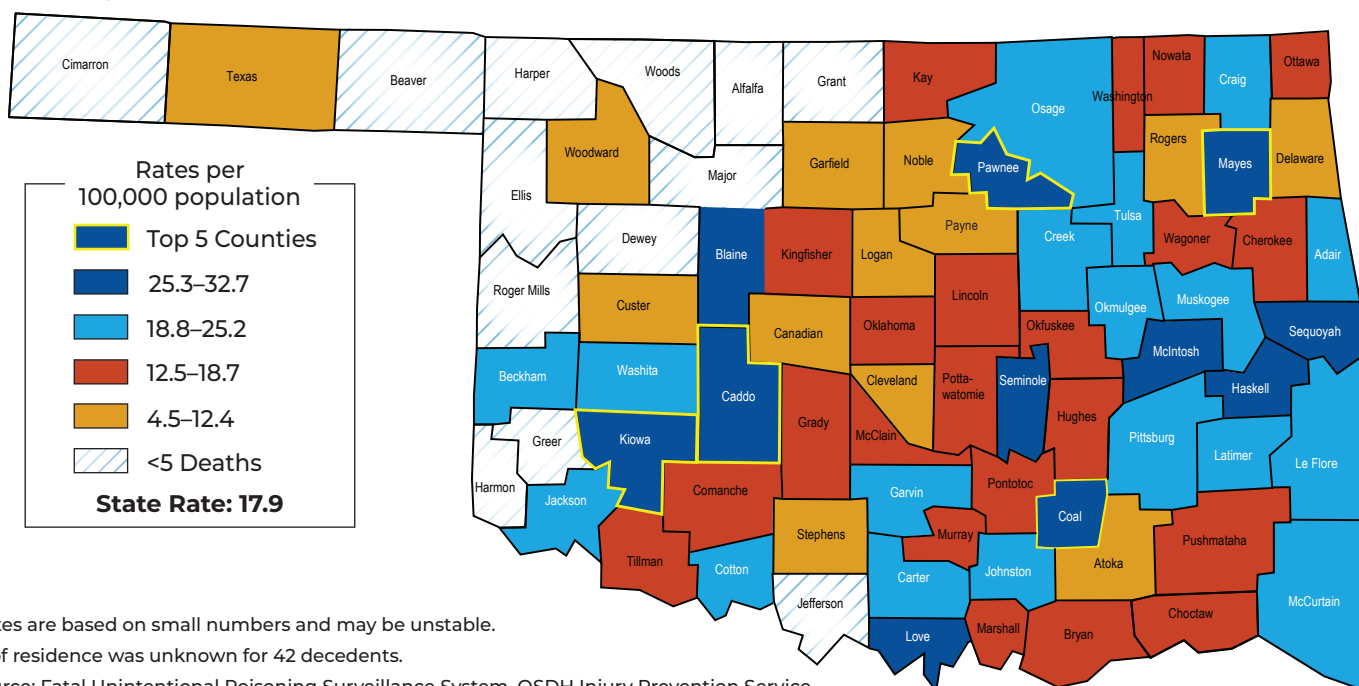
### NON-HISPANIC WHITE

Garvin County residents had the **highest** rate of death.

- Males were **62% more likely** to die than females.
- Drug overdose **death rates decreased 15%** from 26.8 per 100,000 (2012-2016) to 22.7 per 100,000 (2017-2021).
- **More than two out of three (68%)** people who died had a history of substance use.

## UNINTENTIONAL DRUG OVERDOSE DEATH RATES<sup>1</sup> BY COUNTY OF RESIDENCE<sup>2</sup>

► OKLAHOMA, 2017-2021



<sup>1</sup> Some rates are based on small numbers and may be unstable.

<sup>2</sup> County of residence was unknown for 42 decedents.

Data Source: Fatal Unintentional Poisoning Surveillance System, OSDH Injury Prevention Service

# GARVIN COUNTY

## DRUG OVERDOSE HOSPITALIZATIONS† (2019-2021)

Garvin County had the **41<sup>st</sup>** highest nonfatal drug overdose hospitalization rate in the state.



TEENS AND ADULTS AGED **15-24** had the highest hospitalization rate.



There were **61** Garvin County Residents hospitalized for a nonfatal drug overdose from 2019-2021.

- **51%** of hospitalizations were unintentional and **44%** due to self harm.
- Females were **87% more likely** to be hospitalized than males.
- Drug overdose **hospitalization rates decreased 25%** from 100.5 per 100,000 (2016-2018) to 75.1 per 100,000 (2019-2021).
- Non-Hispanic Black Garvin County residents had the **highest rate** of hospitalizations.

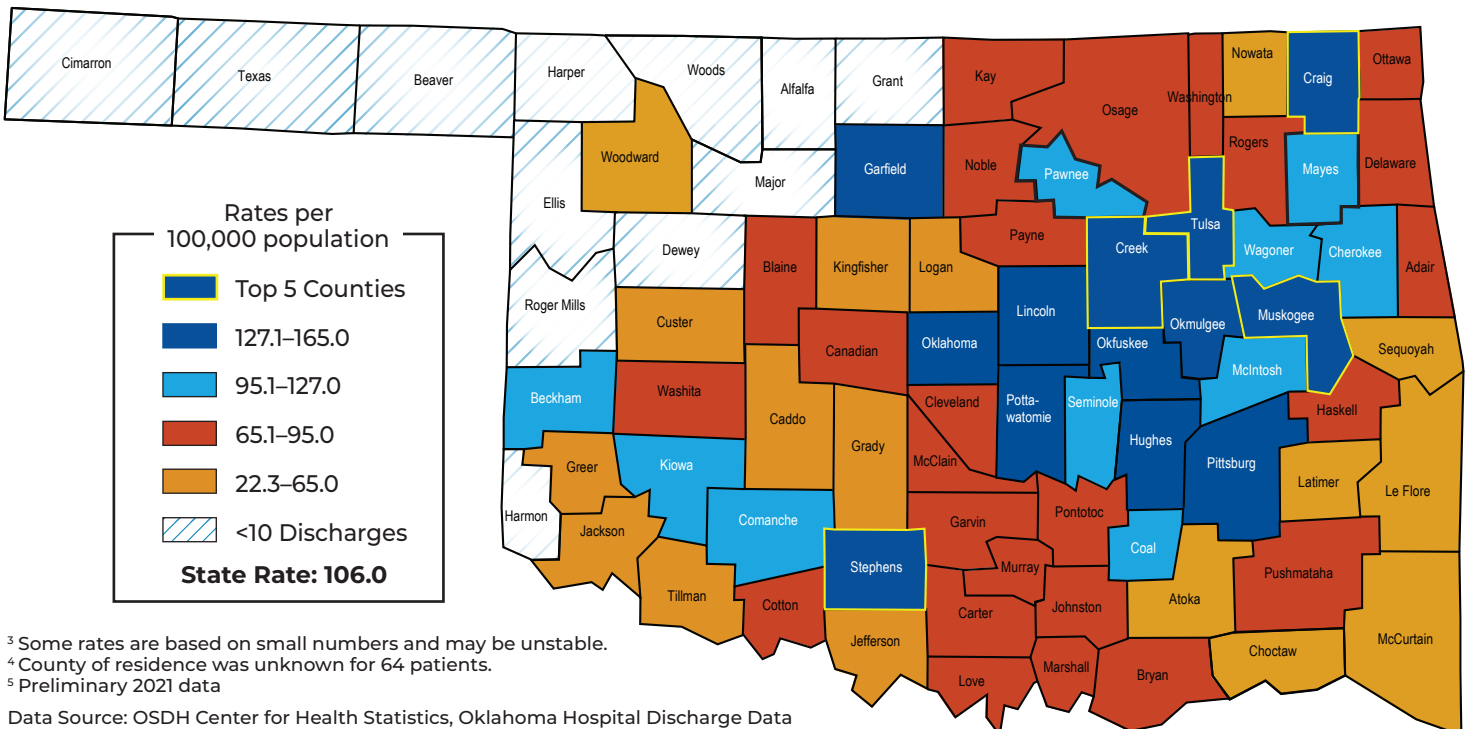
### The most common substances involved in hospitalizations were:

- ▶ Opioids
- ▶ Benzodiazepines
- ▶ Non-opioid pain medications
- ▶ Antidepressants
- ▶ Stimulants

† Includes all intents of nonfatal drug overdose – unintentional, self harm, undetermined, and assault

## NONFATAL DRUG OVERDOSE HOSPITALIZATION RATES<sup>3</sup> BY COUNTY OF RESIDENCE<sup>4</sup>

▶ OKLAHOMA, 2019-2021<sup>5</sup>



<sup>3</sup> Some rates are based on small numbers and may be unstable.

<sup>4</sup> County of residence was unknown for 64 patients.

<sup>5</sup> Preliminary 2021 data

Data Source: OSDH Center for Health Statistics, Oklahoma Hospital Discharge Data  
Compiled by: OSDH Injury Prevention Service

