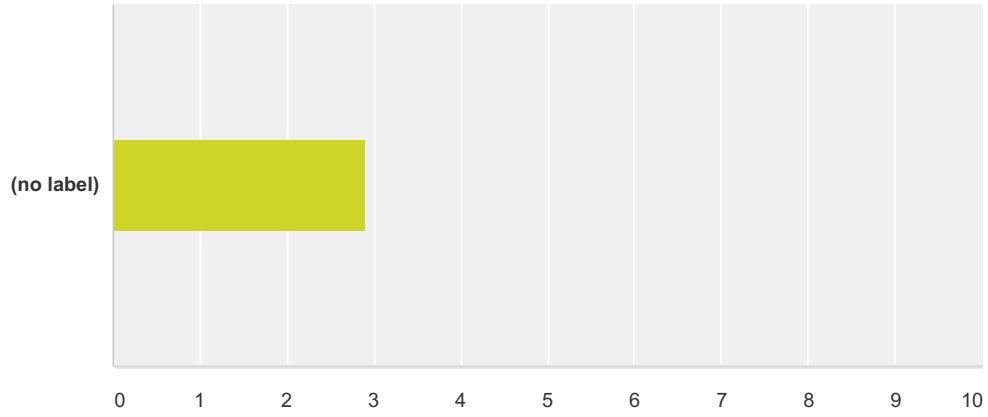


# Community Themes and Strengths Assessment

## Q1 How would you rate your community as a “Healthy Community?”

Answered: 118 Skipped: 0

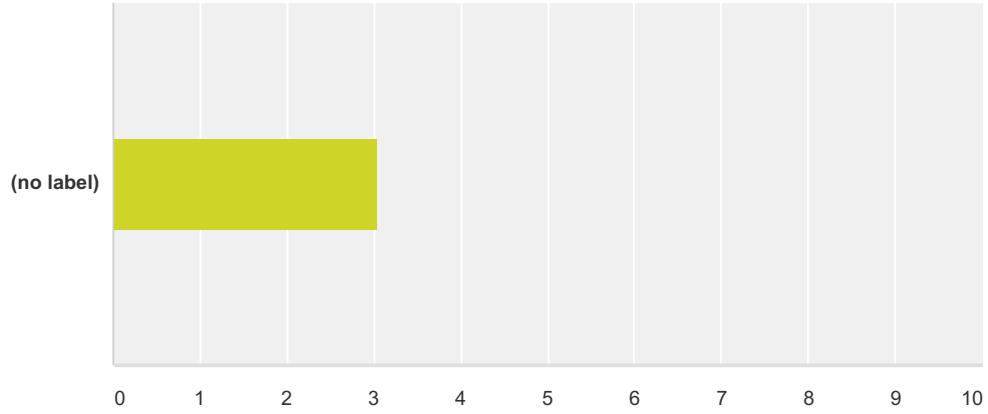


	Very Unhealthy	Unhealthy	Somewhat Unhealthy	Healthy	Very Healthy	Total	Weighted Average
(no label)	5.93% 7	24.58% 29	44.92% 53	22.88% 27	1.69% 2	118	2.90

Community Themes and Strengths Assessment

**Q2 I am satisfied with the quality of life in our community (considering my sense of safety and well-being).**

Answered: 117 Skipped: 1

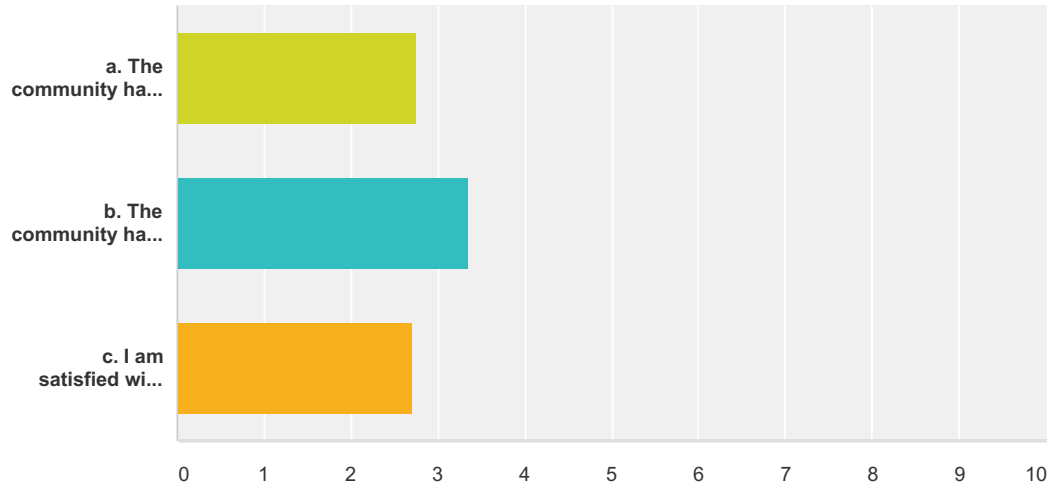


	Strongly Disagree	Disagree	Neutral	Agree	Strongly Agree	Total	Weighted Average
(no label)	4.27% 5	31.62% 37	20.51% 24	41.88% 49	1.71% 2	117	3.05

# Community Themes and Strengths Assessment

## Q3 2 continued.

Answered: 118 Skipped: 0

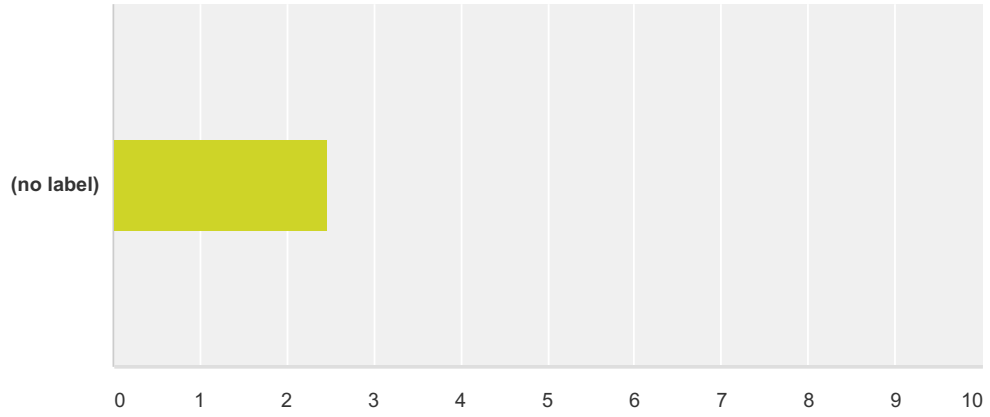


	Strongly Disagree	Disagree	Neutral	Agree	Strongly Agree	Total	Weighted Average
a. The community has adequate health and wellness activitiesongly Disagree	7.63% 9	38.98% 46	24.58% 29	27.12% 32	1.69% 2	118	2.76
b. The community has adequate meeting spaces for groups, clubs and large events.	2.59% 3	22.41% 26	16.38% 19	52.59% 61	6.03% 7	116	3.37
c. I am satisfied with the number and type of cultural events in my community (music, plays, art shows . . .etc.)	9.32% 11	42.37% 50	18.64% 22	27.12% 32	2.54% 3	118	2.71

# Community Themes and Strengths Assessment

## Q4 I am satisfied with the health care system in our community.

Answered: 114 Skipped: 4

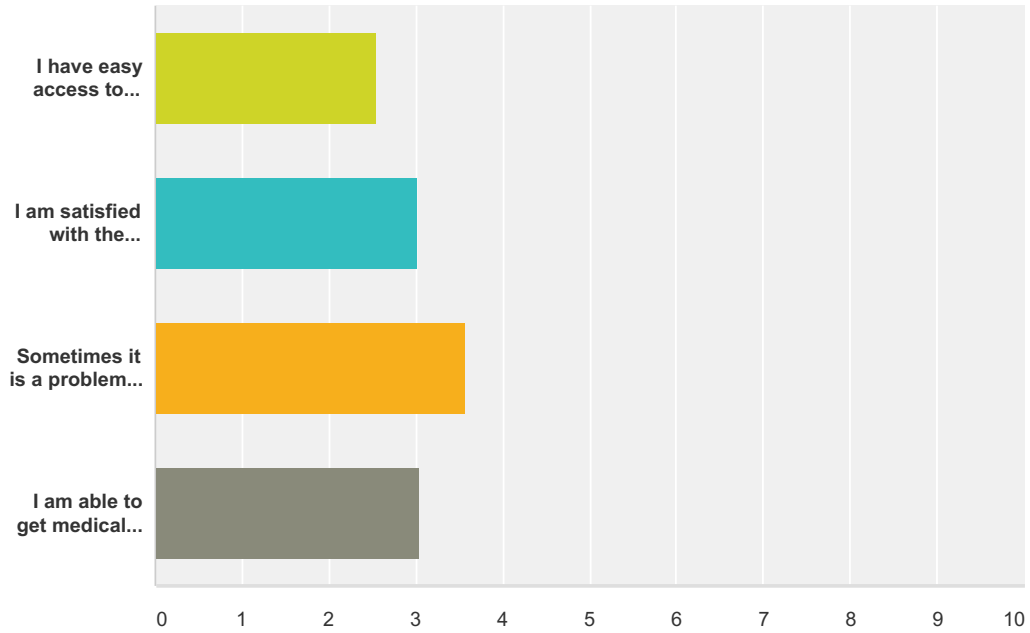


	Strongly Disagree	Disagree	Neutral	Agree	Strongly Agree	Total	Weighted Average
(no label)	11.40% 13	53.51% 61	14.91% 17	16.67% 19	3.51% 4	114	2.47

# Community Themes and Strengths Assessment

## Q5 3 continued.

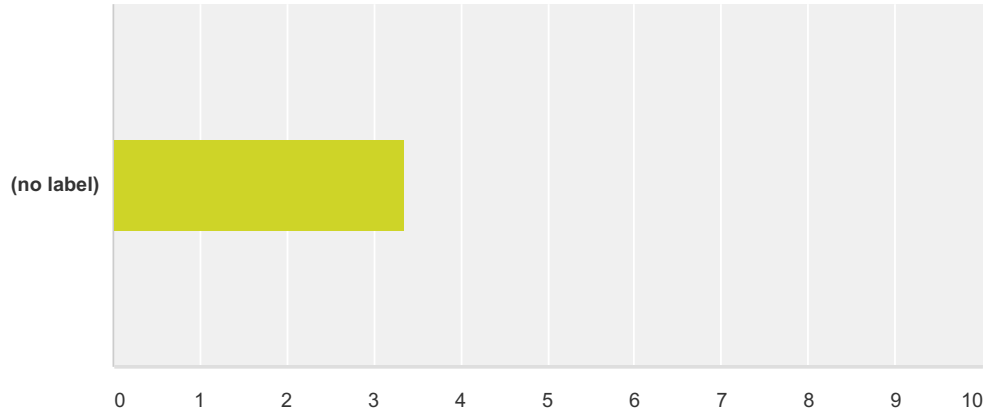
Answered: 118 Skipped: 0



	Strongly Disagree	Disagree	Neutral	Agree	Strongly Agree	Total	Weighted Average
I have easy access to medical specialists that i need.	15.25% 18	46.61% 55	11.02% 13	22.03% 26	5.08% 6	118	2.55
I am satisfied with the medical care I receive.	3.39% 4	29.66% 35	32.20% 38	31.36% 37	3.39% 4	118	3.02
Sometimes it is a problem for me to cover my share of the cost for a medical visit.	5.98% 7	14.53% 17	14.53% 17	47.86% 56	17.09% 20	117	3.56
I am able to get medical care whenever I need it.	4.24% 5	36.44% 43	16.10% 19	36.44% 43	6.78% 8	118	3.05

**Q6 This community is a good place to raise children.**

Answered: 115 Skipped: 3

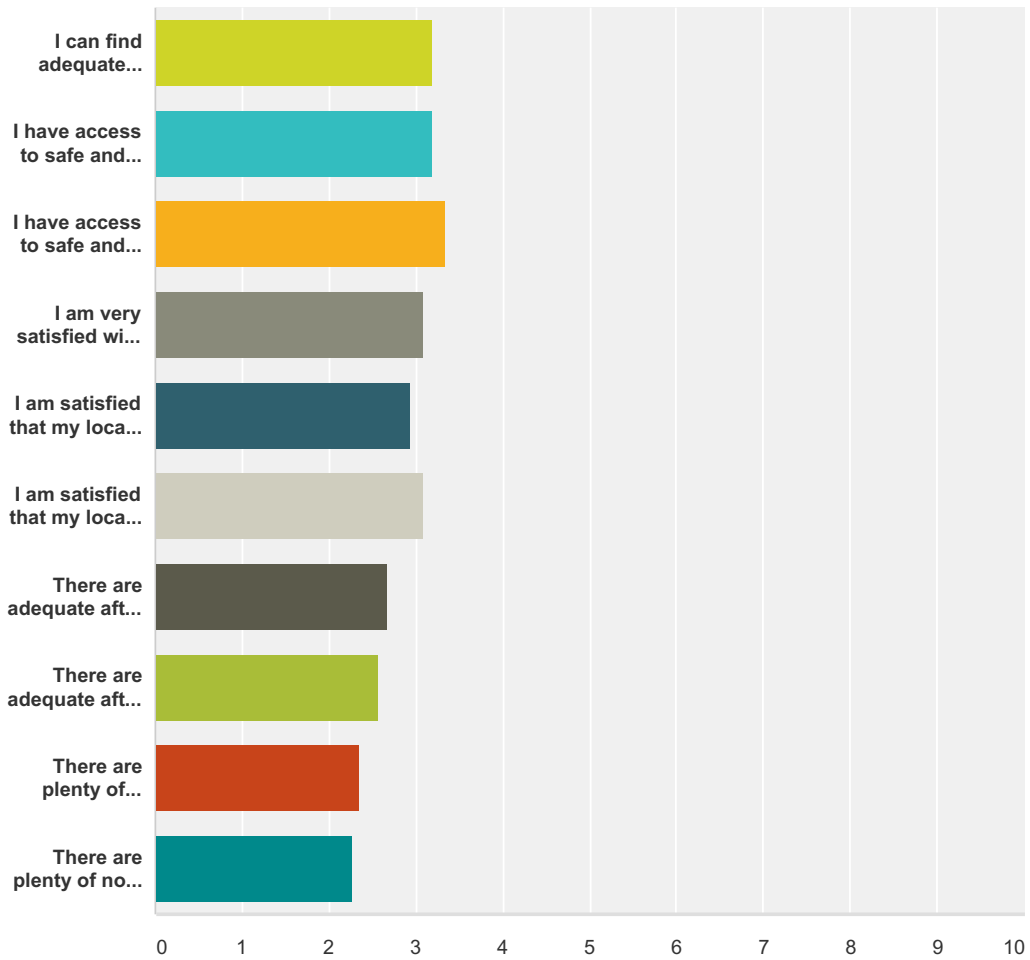


	Strongly Disagree	Disagree	Neutral	Agree	Strongly Agree	Total	Weighted Average
(no label)	1.74% 2	20.00% 23	26.96% 31	42.61% 49	8.70% 10	115	3.37

# Community Themes and Strengths Assessment

## Q7 4 continued.

Answered: 118 Skipped: 0



	Strongly Disagree	Disagree	Neutral	Agree	Strongly Agree	Total	Weighted Average
I can find adequate information or assistance on how to parent.	5.08% 6	22.88% 27	27.97% 33	36.44% 43	7.63% 9	118	3.19
I have access to safe and affordable day care (child care).	2.54% 3	18.64% 22	36.44% 43	40.68% 48	1.69% 2	118	3.20
I have access to safe and affordable pre-schools.	1.74% 2	17.39% 20	32.17% 37	41.74% 48	6.96% 8	115	3.35
I am very satisfied with the school system in my community.	6.14% 7	31.58% 36	21.93% 25	28.95% 33	11.40% 13	114	3.08
I am satisfied that my local school district is preparing students for tomorrow's job market.	10.34% 12	31.90% 37	18.97% 22	31.03% 36	7.76% 9	116	2.94
I am satisfied that my local school district is teaching the basic academic subjects.	6.03% 7	27.59% 32	24.14% 28	35.34% 41	6.90% 8	116	3.09
There are adequate after school programs for elementary age children to attend.	14.78% 17	34.78% 40	21.74% 25	25.22% 29	3.48% 4	115	2.68

## Community Themes and Strengths Assessment

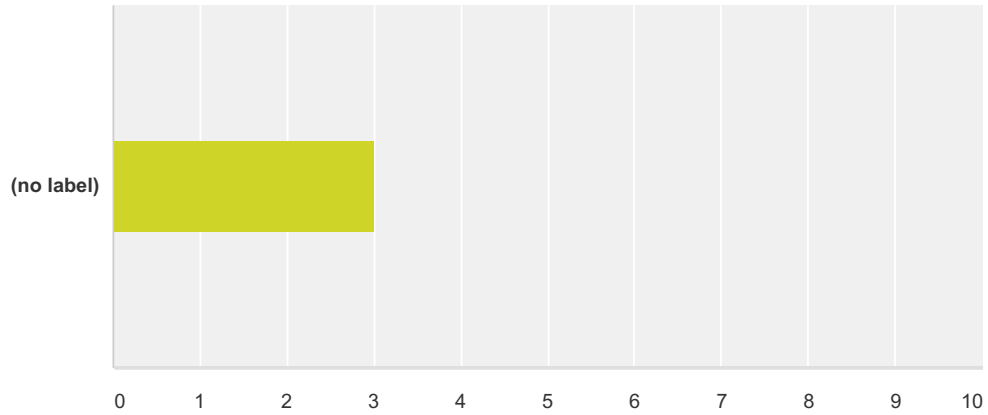
There are adequate after school opportunities for middle and high school age students.	<b>15.79%</b> 18	<b>41.23%</b> 47	<b>17.54%</b> 20	<b>21.93%</b> 25	<b>3.51%</b> 4	114	2.56
There are plenty of recreation opportunities for children in my community.	<b>21.55%</b> 25	<b>44.83%</b> 52	<b>12.07%</b> 14	<b>18.97%</b> 22	<b>2.59%</b> 3	116	2.36
There are plenty of non sports-related aactivities for children in my community.	<b>24.35%</b> 28	<b>45.22%</b> 52	<b>10.43%</b> 12	<b>19.13%</b> 22	<b>0.87%</b> 1	115	2.27



Community Themes and Strengths Assessment

**Q8 5. This community is a good place to grow old (considering elder-friendly housing, transportation to medical services, shopping; elder day care, social support for the elderly living alone, meals on wheels, etc.).**

Answered: 114 Skipped: 4

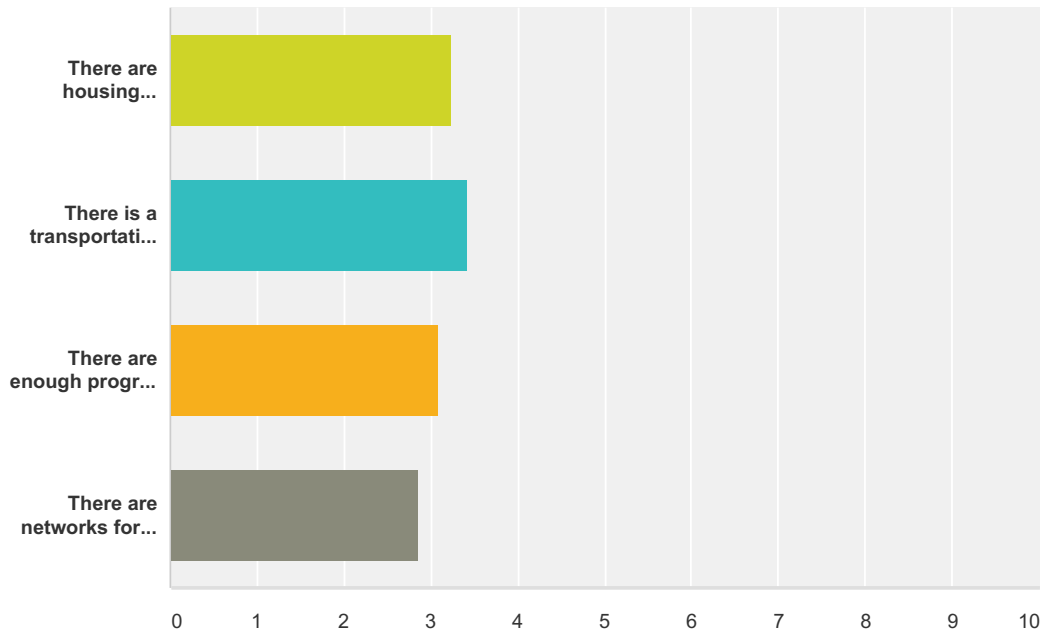


	Strongly Disagree	Disagree	Neutral	Agree	Strongly Agree	Total	Weighted Average
(no label)	7.02% 8	30.70% 35	21.05% 24	36.84% 42	4.39% 5	114	3.01

# Community Themes and Strengths Assessment

## Q9 5. continued.

Answered: 116 Skipped: 2

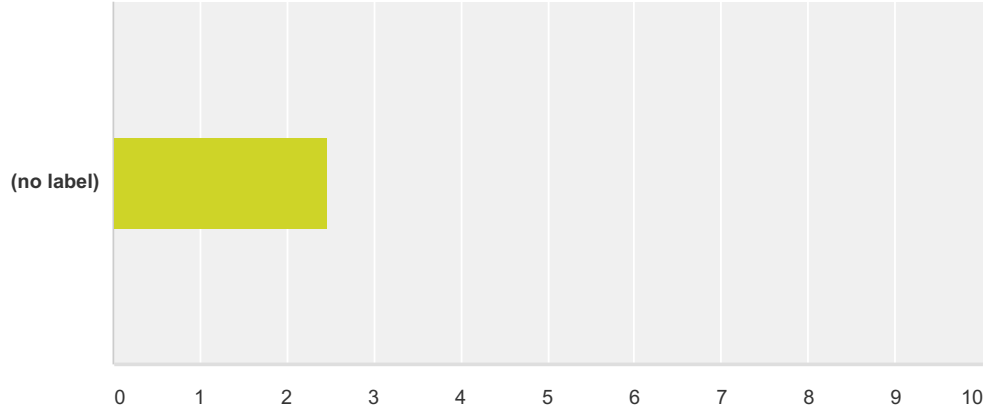


	Strongly Disagree	Disagree	Neutral	Agree	Strongly Agree	Total	Weighted Average
There are housing developments that are elder-friendly.	2.61% 3	21.74% 25	27.83% 32	46.09% 53	1.74% 2	115	3.23
There is a transportation service that takes older adults to medical facilities or to shopping centers.	2.61% 3	17.39% 20	17.39% 20	60.00% 69	2.61% 3	115	3.43
There are enough programs that provide meals for older adults in my community.	2.61% 3	24.35% 28	33.91% 39	39.13% 45	0.00% 0	115	3.10
There are networks for support for the elderly living alone.	5.26% 6	33.33% 38	33.33% 38	27.19% 31	0.88% 1	114	2.85

Community Themes and Strengths Assessment

**Q10 6. There are jobs available in the community (considering locally owned and operated businesses, jobs with career growth, affordable housing, reasonable commute, etc.).**

Answered: 114 Skipped: 4

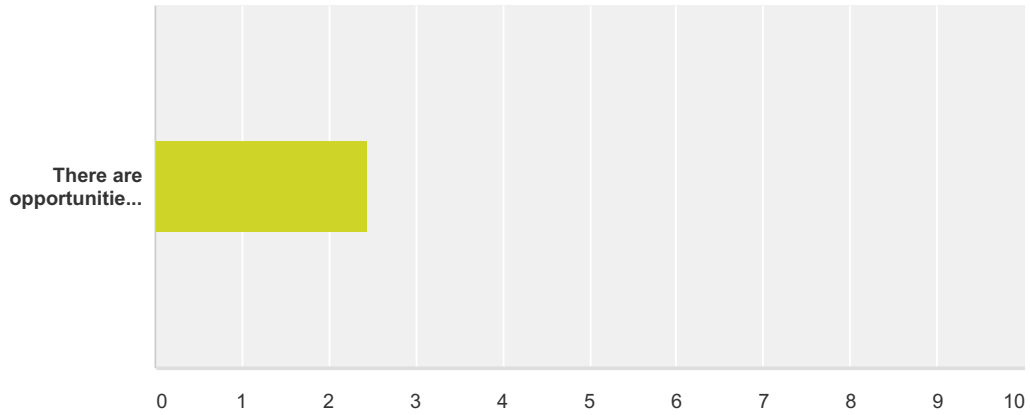


	Strongly Disagree	Disagree	Neutral	Agree	Strongly Agree	Total	Weighted Average
(no label)	18.42% 21	41.23% 47	15.79% 18	23.68% 27	0.88% 1	114	2.47

# Community Themes and Strengths Assessment

## Q11 6. continued.

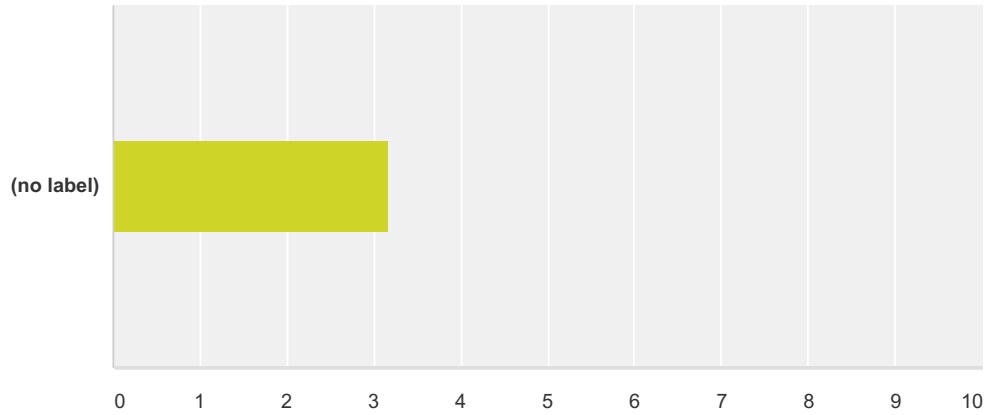
Answered: 116 Skipped: 2



	Strongly Disagree	Disagree	Neutral	Agree	Strongly Agree	Total	Weighted Average
There are opportunities for advancement in the jobs that are available in the community (considering promotions, job training, and higher education opportunities).	19.83% 23	40.52% 47	16.38% 19	22.41% 26	0.86% 1	116	2.44

**Q12 7. The community is a safe place to live (considering residents' perception of safety in the home, the workplace, schools, playgrounds, parks, shopping areas). Neighbors know and trust one another and look out for one another.**

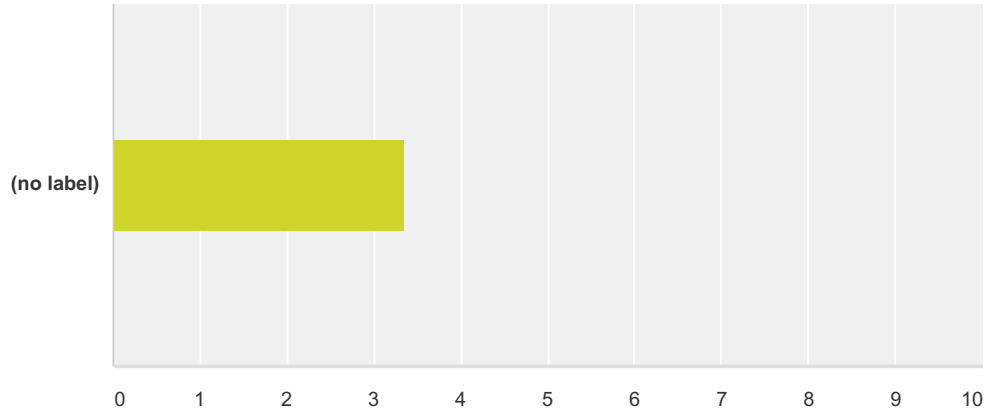
Answered: 115 Skipped: 3



	Strongly Disagree	Disagree	Neutral	Agree	Strongly Agree	Total	Weighted Average
(no label)	6.96% 8	17.39% 20	30.43% 35	40.87% 47	4.35% 5	115	3.18

**Q13 8. There are support networks for individuals and families (neighbors, support groups, faith community outreach, agencies, and organizations) during times of stress and need.**

Answered: 118 Skipped: 0

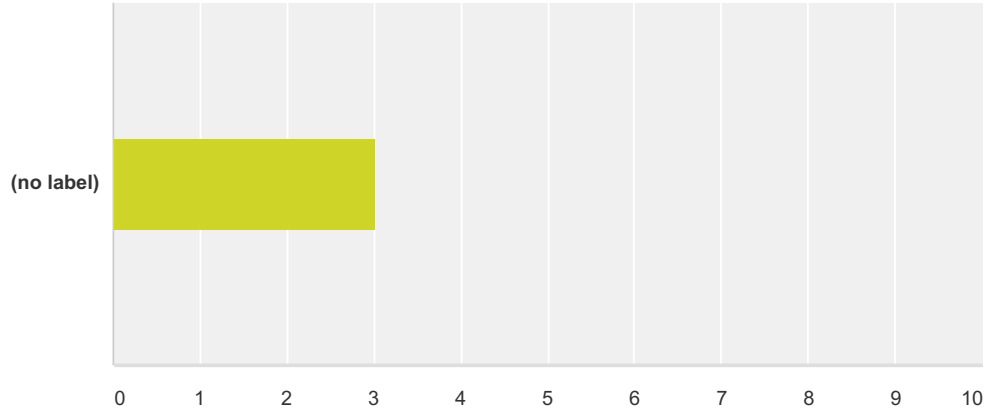


	Strongly Disagree	Disagree	Neutral	Agree	Strongly Agree	Total	Weighted Average
(no label)	2.54% 3	18.64% 22	24.58% 29	48.31% 57	5.93% 7	118	3.36

Community Themes and Strengths Assessment

**Q14 9. All residents believe that they, individually and collectively, can make the community a better place to live.**

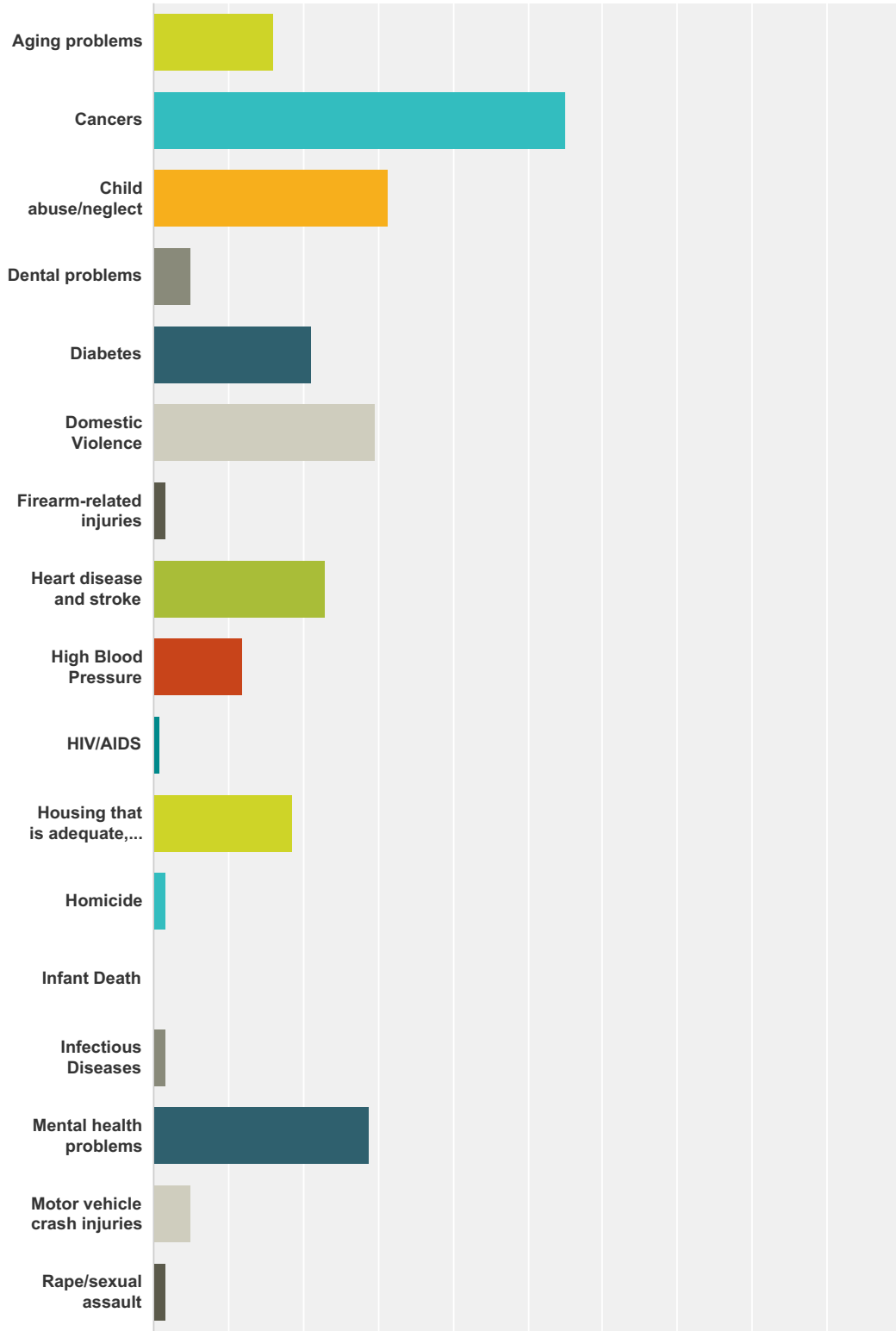
Answered: 118 Skipped: 0



	Strongly Disagree	Disagree	Neutral	Agree	Strongly Agree	Total	Weighted Average
(no label)	3.39% 4	30.51% 36	30.51% 36	32.20% 38	3.39% 4	118	3.02

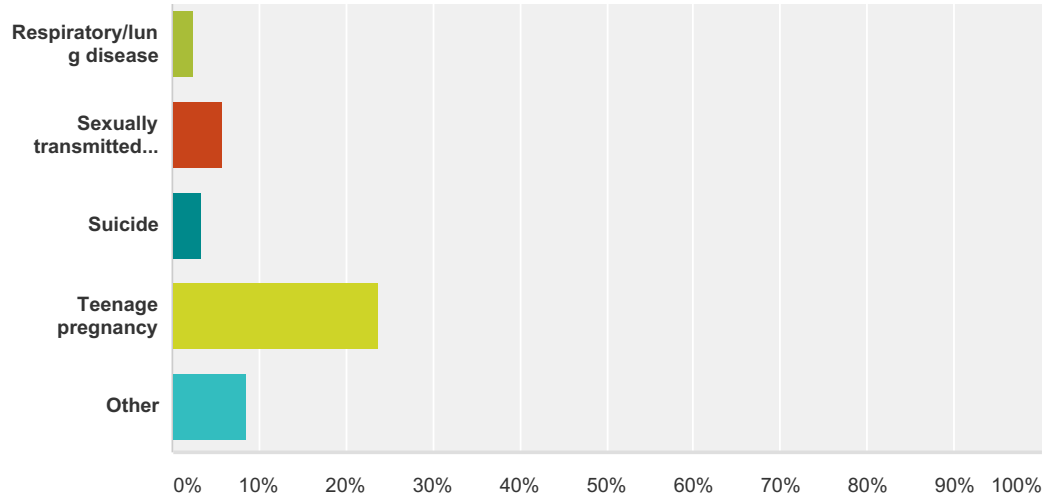
**Q15 10. In the following list, what do you think are the 3 most important “health problems” in our community? (problems that have the greatest impact on overall community health)**

Answered: 118 Skipped: 0





## Community Themes and Strengths Assessment



Answer Choices	Responses	
Aging problems	16.10%	19
Cancers	55.08%	65
Child abuse/neglect	31.36%	37
Dental problems	5.08%	6
Diabetes	21.19%	25
Domestic Violence	29.66%	35
Firearm-related injuries	1.69%	2
Heart disease and stroke	22.88%	27
High Blood Pressure	11.86%	14
HIV/AIDS	0.85%	1
Housing that is adequate, safe and affordable	18.64%	22
Homicide	1.69%	2
Infant Death	0.00%	0
Infectious Diseases	1.69%	2
Mental health problems	28.81%	34
Motor vehicle crash injuries	5.08%	6
Rape/sexual assault	1.69%	2
Respiratory/lung disease	2.54%	3
Sexually transmitted diseases (STDs)	5.93%	7
Suicide	3.39%	4
Teenage pregnancy	23.73%	28

## Community Themes and Strengths Assessment

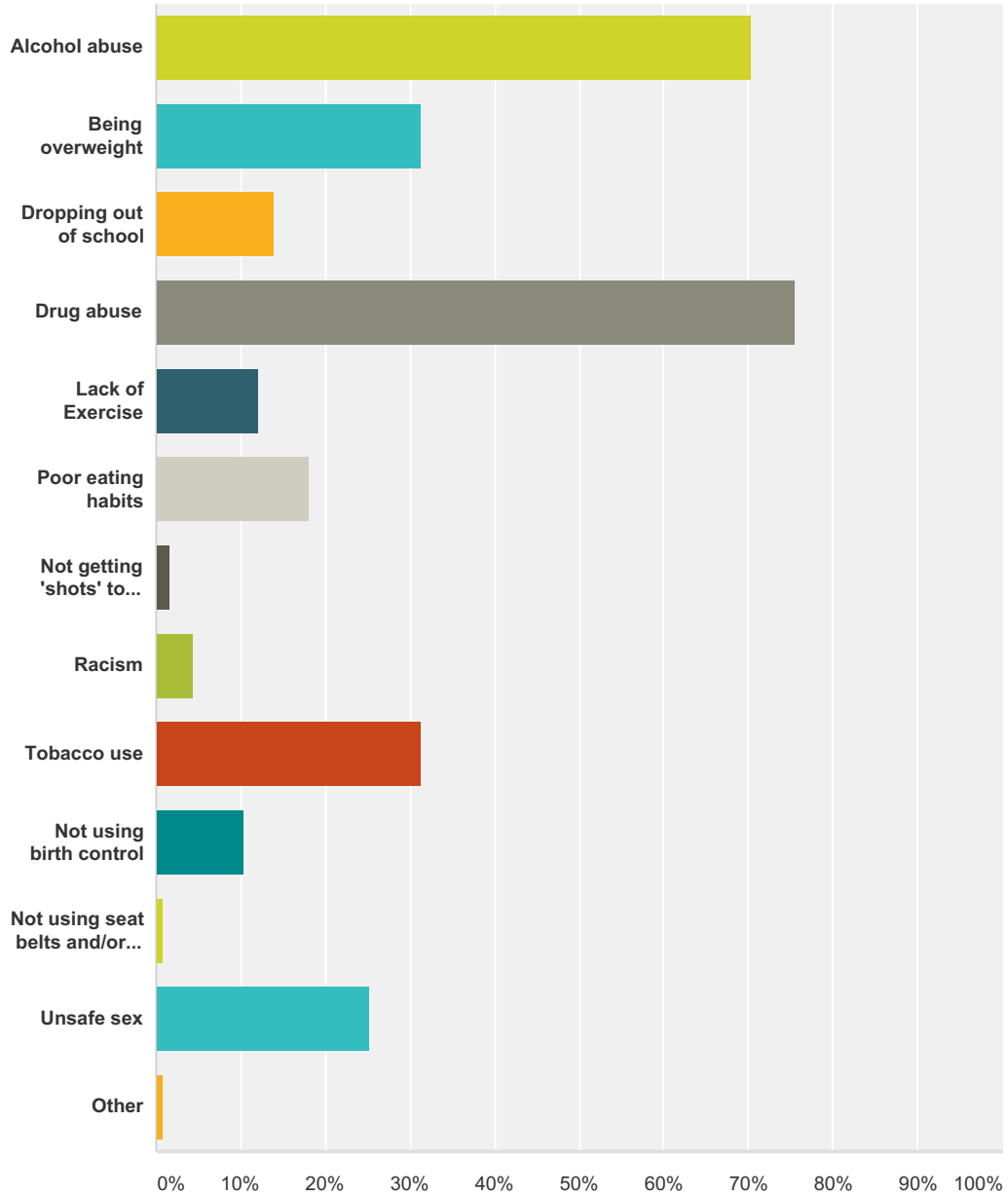
Other	8.47%	10
<b>Total Respondents: 118</b>		

**Q16 11. Of the problems that you marked, which one would you most likely work on?**

Answered: 80 Skipped: 38

**Q17 12. In the following list, what do you think are the 3 most important “risky behaviors” in our community? (those behaviors that have the greatest impact on overall community health) ?**

Answered: 115 Skipped: 3



Answer Choices	Responses
Alcohol abuse	70.43% 81
Being overweight	31.30% 36
Dropping out of school	13.91% 16

## Community Themes and Strengths Assessment

Drug abuse	<b>75.65%</b>	87
Lack of Exercise	<b>12.17%</b>	14
Poor eating habits	<b>18.26%</b>	21
Not getting 'shots' to prevent disease	<b>1.74%</b>	2
Racism	<b>4.35%</b>	5
Tobacco use	<b>31.30%</b>	36
Not using birth control	<b>10.43%</b>	12
Not using seat belts and/or child safety seats	<b>0.87%</b>	1
Unsafe sex	<b>25.22%</b>	29
Other	<b>0.87%</b>	1
<b>Total Respondents: 115</b>		

# Community Themes and Strengths Assessment

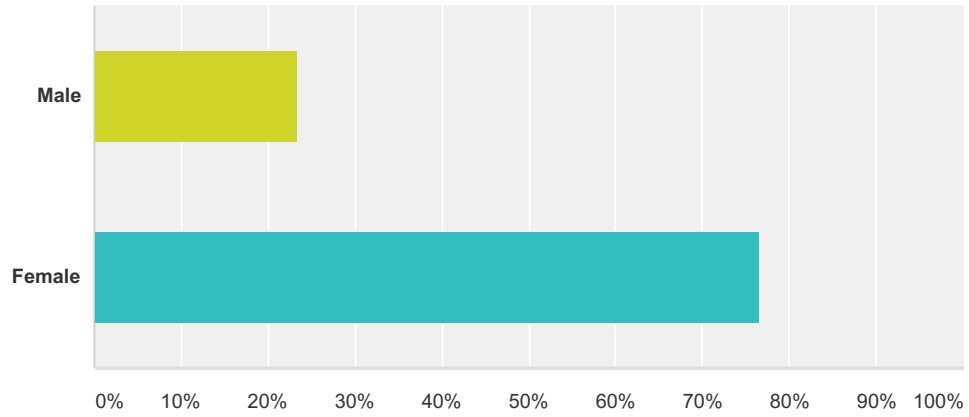
## Q18 13. Zip code:

Answered: 107 Skipped: 11

# Community Themes and Strengths Assessment

## Q19 Your Gender:

Answered: 115 Skipped: 3

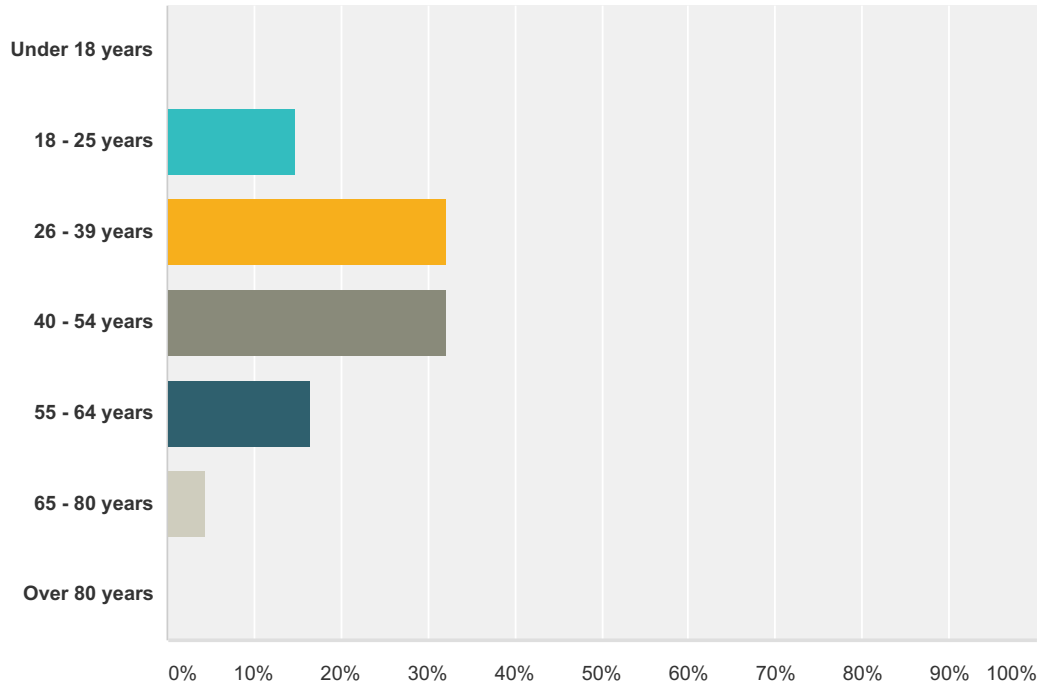


Answer Choices	Responses
Male	23.48% 27
Female	76.52% 88
<b>Total</b>	<b>115</b>

# Community Themes and Strengths Assessment

## Q20 Your age:

Answered: 115 Skipped: 3

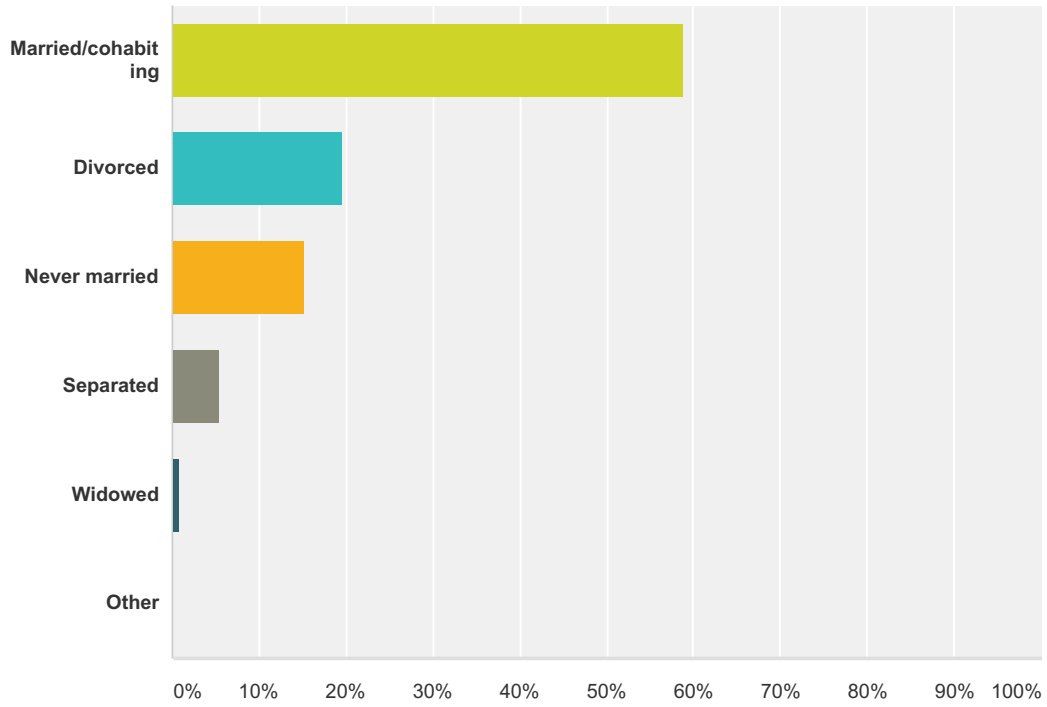


Answer Choices	Responses
Under 18 years	0.00% 0
18 - 25 years	14.78% 17
26 - 39 years	32.17% 37
40 - 54 years	32.17% 37
55 - 64 years	16.52% 19
65 - 80 years	4.35% 5
Over 80 years	0.00% 0
<b>Total</b>	<b>115</b>



**Q21 16. Marital status:**

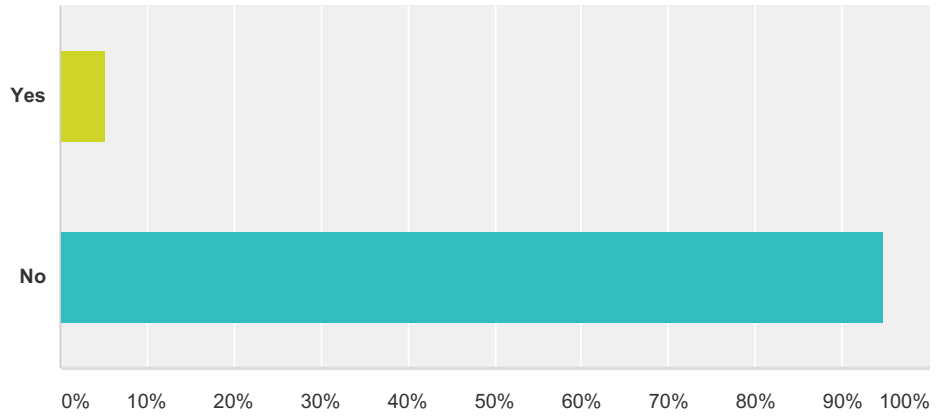
Answered: 112 Skipped: 6



Answer Choices	Responses	
Married/cohabiting	58.93%	66
Divorced	19.64%	22
Never married	15.18%	17
Separated	5.36%	6
Widowed	0.89%	1
Other	0.00%	0
<b>Total</b>		<b>112</b>

### Q22 17. Are you Hispanic or Latino?

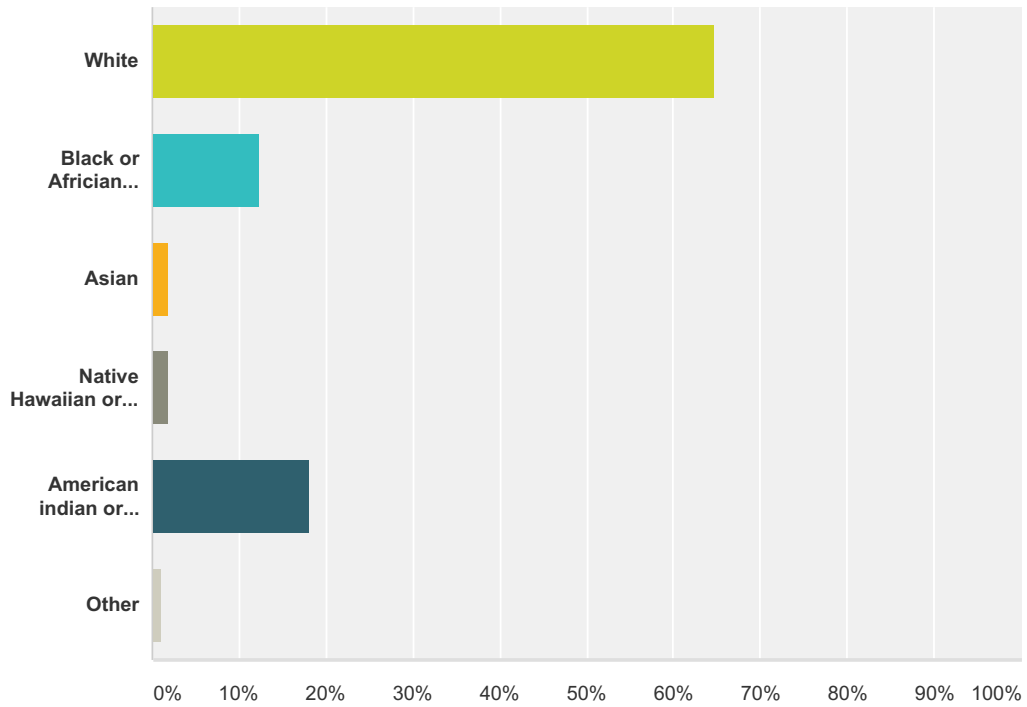
Answered: 113 Skipped: 5



Answer Choices	Responses	
Yes	5.31%	6
No	94.69%	107
<b>Total</b>		<b>113</b>

**Q23 18. Which one of these groups would you say best represents your race?**

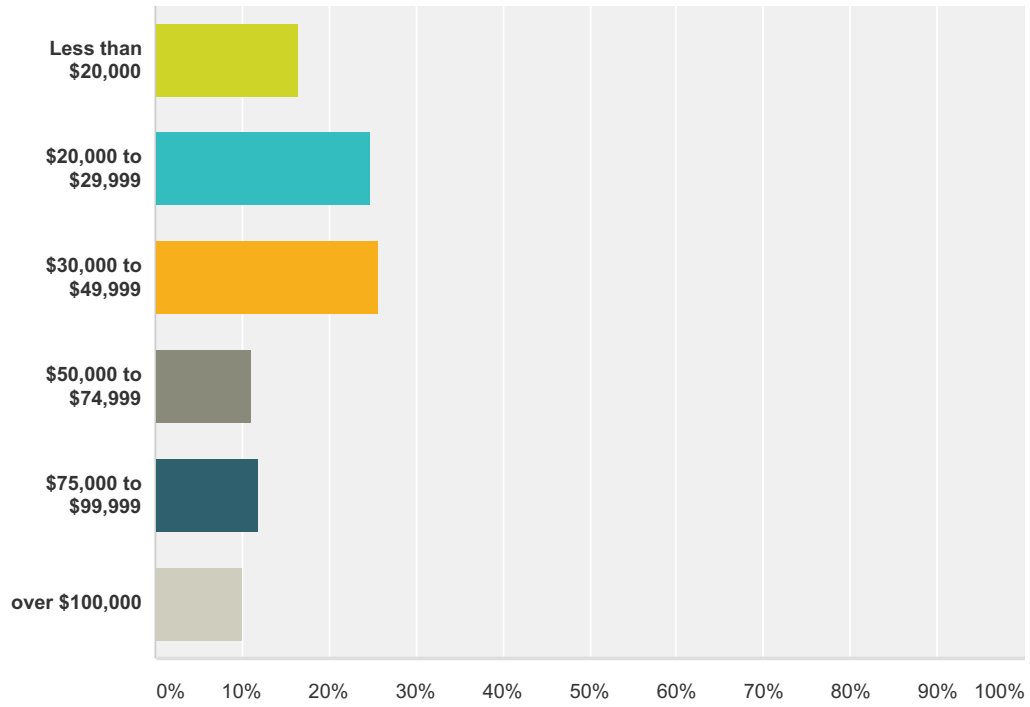
Answered: 105 Skipped: 13



Answer Choices	Responses
White	64.76% 68
Black or African American	12.38% 13
Asian	1.90% 2
Native Hawaiian or Other Pacific Islander	1.90% 2
American Indian or Alaska Native	18.10% 19
Other	0.95% 1
<b>Total</b>	<b>105</b>

**Q24 19. Household income:**

Answered: 109 Skipped: 9

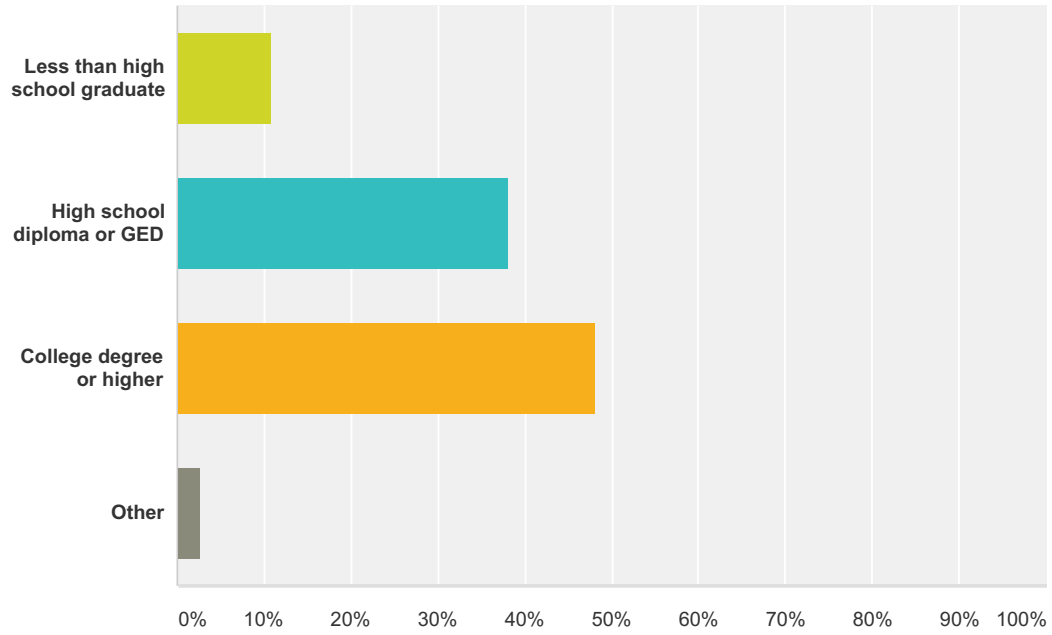


Answer Choices	Responses	
Less than \$20,000	16.51%	18
\$20,000 to \$29,999	24.77%	27
\$30,000 to \$49,999	25.69%	28
\$50,000 to \$74,999	11.01%	12
\$75,000 to \$99,999	11.93%	13
over \$100,000	10.09%	11
<b>Total</b>		<b>109</b>

# Community Themes and Strengths Assessment

## Q25 20. Your highest education level:

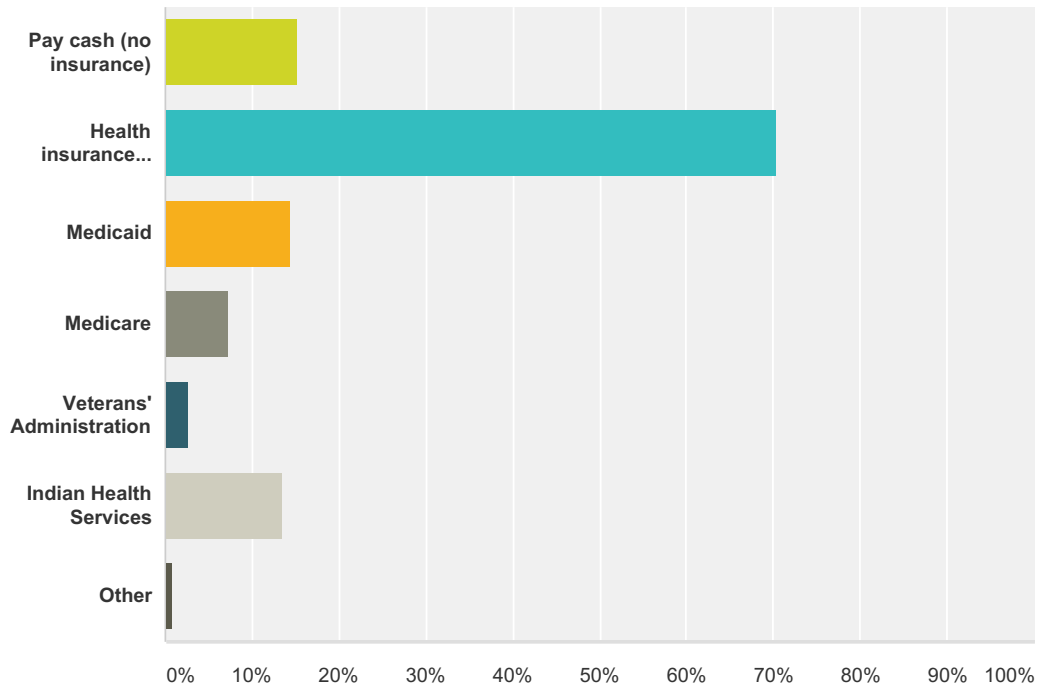
Answered: 110 Skipped: 8



Answer Choices	Responses
Less than high school graduate	10.91% 12
High school diploma or GED	38.18% 42
College degree or higher	48.18% 53
Other	2.73% 3
<b>Total</b>	<b>110</b>

**Q26 21. How do you pay for your health care? (Check all that apply)**

Answered: 111 Skipped: 7



Answer Choices	Responses
Pay cash (no insurance)	15.32% 17
Health insurance (e.g., private insurance, Blue Shield, HMO, through employer)	70.27% 78
Medicaid	14.41% 16
Medicare	7.21% 8
Veterans' Administration	2.70% 3
Indian Health Services	13.51% 15
Other	0.90% 1
<b>Total Respondents: 111</b>	