

Oklahoma Health Statistics 1974

OKLAHOMA

HEALTH STATISTICS

1974

OKLAHOMA STATE DEPARTMENT OF HEALTH

PUBLIC HEALTH STATISTICS DIVISION

N.E. TENTH AND STONEWALL, P.O. BOX 53551

OKLAHOMA CITY, OKLAHOMA 73105

TELEPHONE: (405)271-4542

R. LeRoy Carpenter, M.D., M.P.H., Commissioner of Health

This publication printed by the Public Health Statistics Division is issued by the Oklahoma State Department of Health, as authorized by R. LeRoy Carpenter, M.D., M.P.H., Commissioner of Health. Five hundred and fifty copies were printed for distribution at an approximate cost of $2,773.30.

This publication is required by Oklahoma Statutes 1961, Title 63, Section 1-301(b) and Section 1-303.

PREFACE

The 1974 edition of Oklahoma Health Statistics is the final summary of vital statistics information for Oklahoma for the calendar year 1974. An attempt has been made this year to present more data in graphic format, as well as to provide a more extensive section of detailed reference tables. Although most of the data pertain to vital events occurring in 1974, several historical tables and charts have been included to illustrate trends.

A new feature of this year's publication is a Subject Index to aid in locating and cross-referencing data throughout the book. It should also be noted that since more detailed information is available than can be published here, a complete list of variables is included at the end of the Technical Appendix.

Any comments or suggestions regarding the content or format of this publication or any requests for additional information are welcome and should be directed to the Public Health Statistics Division of the State Department of Health.

TABLE OF CONTENTS

		Page
HEALTH STATISTICS IN OKLAHOMA, 1974		1-5
Chart 1	Births Occurring in Oklahoma by State Residence and Oklahoma Resident Births by State of Occurrence, 1974	2
Chart 2	Deaths Occurring in Oklahoma by State of Residence and Oklahoma Resident Deaths by State of Occurrence, 1974	3
Chart 3	Live Birth and Death Rates, Oklahoma, 1920-1974	4
Chart 4	Average Number of Births and Deaths Per Day, Oklahoma and the United States, 1920-1974	5
BIRTHS		7-13
A Statistical Summary		7
Chart 5	Fertility and Birth Rates, Oklahoma and the United States, 1940-1974	8
Chart 6	Percent Change of County Birth Rates from 1973 to 1974, Oklahoma	9
Chart 7	Resident Live Births and Fetal Deaths by Birth Weight by Percent of Total, Oklahoma, 1974	11
Chart 8	Resident Live Births and Fetal Deaths by Age of Mother by Percent of Total, Oklahoma, 1974	12
Chart 9	Percent of Hospital Deliveries by Race, Oklahoma, 1940-1974	13
DEATHS		15-43
A Statistical Summary		15
Chart 10	Oklahoma vs. United States Death Rates, 1940-1974	16
Chart 11	Death Rates by County vs. State Rate, Oklahoma, 1974	17

Page

Chart 12 Median Age of Death from All Causes by Race and Sex, Oklahoma, 1974 18

Chart 13 Percent of Total Deaths by Sex and Age, Oklahoma, 1974 19

Chart 14 Ten Leading Causes of Death, Oklahoma and the United States, 1974 21

Chart 15 Five Leading Causes of Death by Percent of Total, Oklahoma, 1934-1974 22

Chart 16 The Percent of the 1974 Causes of Death to the 1930 Causes, Oklahoma 23

Chart 17 Median Age for the Ten Leading Causes of Death, Oklahoma, 1974 24

Chart 18 Ten Leading Causes of Death by Sex by Percent of Cause, Oklahoma, 1974 25

Chart 19 Leading Causes of Death by Month by Percent of Total, Oklahoma, 1974 26

Chart 20 Heart Disease Death Rates, Oklahoma, 1930-1974 29

Chart 21 Median Age of Deaths Due to Heart Disease by Race and Sex, Oklahoma, 1974 30

Chart 22 Total Heart Disease and Arteriosclerotic Heart Disease Death Rates, Oklahoma, 1930-1974 31

Chart 23 Malignant Neoplasm Death Rates, Oklahoma, 1930-1974 33

Chart 24 Median Age of Death Due to Malignant Neoplasms by Race and Sex, Oklahoma, 1974 34

Chart 25 Malignant Neoplasms by Sex by Percent of Total, Oklahoma, 1974 35

Chart 26 Cerebrovascular Disease Death Rates, Oklahoma, 1930-1974 36

Chart 27 Median Age of Death Due to Cerebrovascular Disease by Race and Sex, Oklahoma, 1974 37

Chart 28 Cerebrovascular Disease by Percent of Total, Oklahoma, 1974 38

Page

Chart 29 Accidental Death Rates, Oklahoma, 1930-1974 39

Chart 30 Median Age of Death Due to Accidents by Race and Sex, Oklahoma, 1974 40

Chart 31 Maternal Death Rates, Oklahoma, 1930-1974 41

Chart 32 Infant and Neonatal Death Rates, Oklahoma, 1930-1974 42

Chart 33 Neonatal and Post-neonatal Death Rates by Sex and by Race, Oklahoma, 1974 43

REFERENCE TABLES 45-142

Table I Resident Births, Fetal Deaths (Stillbirths), Deaths and Deaths by 38 Selected Causes, Number and Rate, Oklahoma, 1930-1973 46-56

Table II Resident Births, Fetal Deaths (Stillbirths), Deaths and Deaths by 38 Selected Causes, Number and Rate, By Race, Oklahoma, 1974 57

Table III Births and Deaths, Number and Rate, Oklahoma, 1920-1974 58

Table IV Resident Live Births by Birth Weight and Race, Oklahoma, 1974 59

Table V Resident Live Births by Age of Mother, Race, Number and Percent of Low-Weight Births, Oklahoma, 1974 59

Table VI Resident Births, Fetal Deaths (Stillbirths), Deaths and Deaths by 38 Selected Causes, Number and Rate, by Race by County, Oklahoma, 1974 60-85

Table VII Resident Births, Fetal Deaths (Stillbirths), Deaths and Deaths by 38 Selected Causes, Number and Rate, by Race for SMSA's, Oklahoma, 1974 86

Table VIII Resident Births, Fetal Deaths (Stillbirths), Deaths and Deaths by 38 Selected Causes, Number and Rate, by Race for Major Cities, Oklahoma, 1974 87-96

		Page
Table IX	Resident Births, Fetal Deaths (Stillbirths), Deaths and Deaths by 38 Selected Causes, Number for Cities 2,500-10,000 Population, Oklahoma, 1974	97-101
Table X	Resident Births by County, Race and Sex, Oklahoma, 1974	102
Table XI	Resident Deaths by County, Race and Sex, Oklahoma, 1974	103
Table XII	Resident Deaths by County and Age, Oklahoma, 1974	104
Table XIII	Resident Deaths by 38 Selected Causes by Month of Death, Oklahoma, 1974	105
Table XIV	Resident Deaths by 38 Selected Causes by Age, by Race and Sex, Oklahoma, 1974	106-119
Table XV	Resident Deaths by Individual Age, Race and Sex, Oklahoma, 1974	120-121
Table XVI	Leading Causes of Death, Number and Rank, by Race and Sex, Oklahoma, 1974	122
Table XVII	Leading Causes of Death, Number and Rank, by Age, Oklahoma, 1974	122
Table XVIII	Resident Deaths by Three-Digit ICDA Code, Number and Rate, and Race, Oklahoma, 1974	123-138
Table XIX	Fetal Deaths by ICDA Code, by Race, Oklahoma, 1974	139
Table XX	Births and Deaths of Oklahoma Residents by State of Occurrence and Births and Deaths of Out-of-State Residents Occurring in Oklahoma by State of Residence, 1974	140
Table XXI	Births, Fetal Deaths (Stillbirths), Deaths, Infant and Neonatal Deaths by County of Residence and Occurrence, Oklahoma, 1974	141
Table XXII	Marriages and Divorces, Number and Rate, by County, Oklahoma, 1974	142

	Page
TECHNICAL APPENDIX	143-149
Sources of Vital Statistics Data	143
Cause of Death Classification	143
Population	143
Definitions	144
Rates and Ratios	145
Note on the Use of Rates	145
Statistical Variables Available	146
Figure 1: Certificate of Live Birth	147
Figure 2: Attending Physician Certificate of Death	148
Figure 3: Medical Examiner Certificate of Death	148
Figure 4: Certificate of Fetal Death (Stillbirth)	149
SUBJECT APPENDIX	151-157

HEALTH STATISTICS IN OKLAHOMA, 1974

The health trends in Oklahoma for 1974 continued in the same general patterns as previous years. The death rate decreased slightly to 10.1 while the birth rate showed a slight increase, going to 15.6 from the 1973 record low of 15.3. Likewise, the infant death rate and the neonatal death rate were up from lows of 16.3 and 11.7 to 17.4 and 12.4, respectively. The stillbirth (fetal death) rate, however, was an all-time low of 10.9.

In 1974, Oklahoma reached the level of one divorce for every two marriages with rates of 7.4 and 14.8. The divorce rate, with over 20,000 divorces, was a record high.

Of the 25 comparative causes of death, six dropped to record lows during 1974 while only one (suicide with a rate of 14.3) climbed to a record high. The six with record low rates were congenital anomalies, 6.6; hypertension, 3.6; tuberculosis, 2.0; cholelithiasis, cholecystitis and cholangitis, 1.8; hyperplasia of prostate, 0.4; and syphilis and its sequelae, 0.2.

On the average, there was a birth every 12 minutes, a death every 19 minutes, an infant death every 12 hours, a neonatal death every 16½ hours, a fetal death every 19 hours, a marriage every 13 minutes and a divorce every 26 minutes.

CHART 1

BIRTHS OCCURRING IN OKLAHOMA BY STATE OF RESIDENCE AND
OKLAHOMA RESIDENT BIRTHS BY STATE OF OCCURRENCE, 1974

CHART 2

DEATHS OCCURRING IN OKLAHOMA BY STATE OF RESIDENCE AND
OKLAHOMA RESIDENT DEATHS BY STATE OF OCCURRENCE, 1974

CHART 3

LIVE BIRTH AND DEATH RATES,
OKLAHOMA, 1920-1974

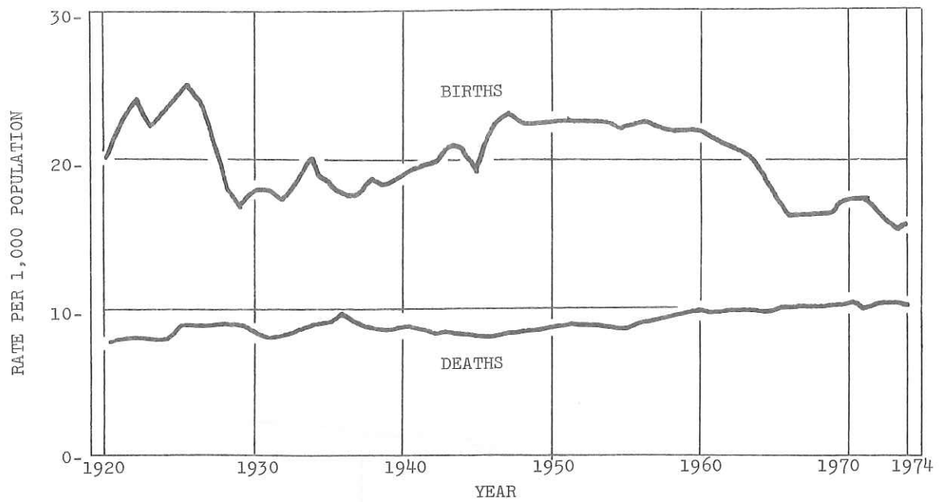

During 1974, there were 2,023 births to residents of Oklahoma that occurred out-of-state, of which 55.1% occurred in Arkansas. Also, of the births occurring in Oklahoma, 498 or 1.2% were to residents of other states. Death statistics show that 1,396 residents of Oklahoma died in other states, with Texas the highest of the other states with 35.4% of the total. A total of 599 residents of other states died in Oklahoma. Charts 1 and 2 show by state or region the flow of births and deaths to and from other areas.

The natural increase of population has been decreasing since 1947 to the record low of 5.0 per 1,000 population established in 1973. This figure, obtained by subtracting the death rate from the birth rate, was 5.5 in 1974, up slightly from 1973, but still less than the 1972 figure of 5.9. The 1947 figure was 15.3. Chart 3 shows the birth and death rates since 1920. The rate of natural increase is indicated by the distance between the two lines.

Chart 4 shows the average number of births and deaths per day in Oklahoma and the United States. During 1974, there was an average of 115 births and 75 deaths in Oklahoma compared to 8,700 births and 5,300 deaths per day in the United States. At present, the number of births is decreasing and the number of deaths increasing in both Oklahoma and the United States.

CHART 4

AVERAGE NUMBER BIRTHS AND DEATHS PER DAY,
OKLAHOMA, 1920-1974

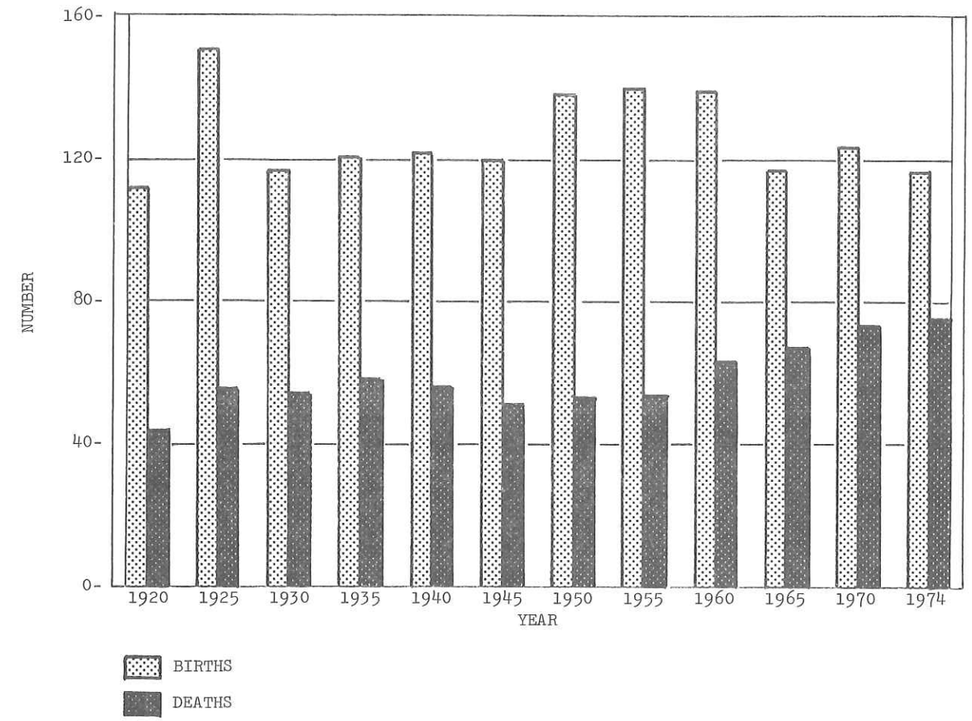

AVERAGE NUMBER BIRTHS AND DEATHS PER DAY,
UNITED STATES, 1920-1974

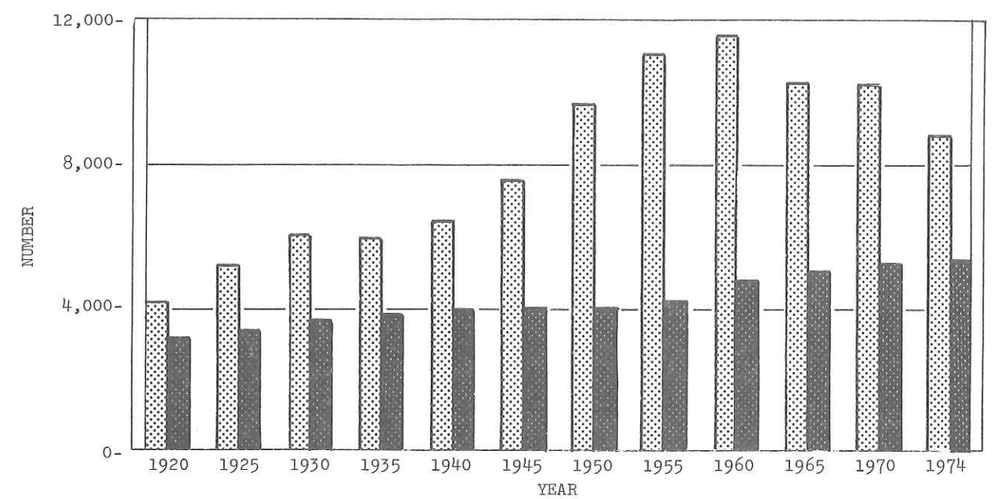

BIRTHS

A Statistical Summary

Number	42,363
Rate	15.6
Fertility Rate	76.7
Fetal Deaths	465
Fetal Mortality Ratio	11.0
Out-of-Wedlock	4,805
Out-of-Wedlock Ratio	113.4
Median Age of Mother	23
Median Age of Mother, Out-of-Wedlock	19
Median Birth Weight	7 lb. 5 oz.
Sex Ratio - Male:Female	107:100
County with Highest Rate - Comanche	22.7
County with Lowest Rate - Dewey	8.8
Highest Rate, History - 1925,1926	24.7
Lowest Rate, History - 1973	15.3

CHART 5

FERTILITY AND BIRTH RATES, OKLAHOMA AND THE UNITED STATES, 1940-1974

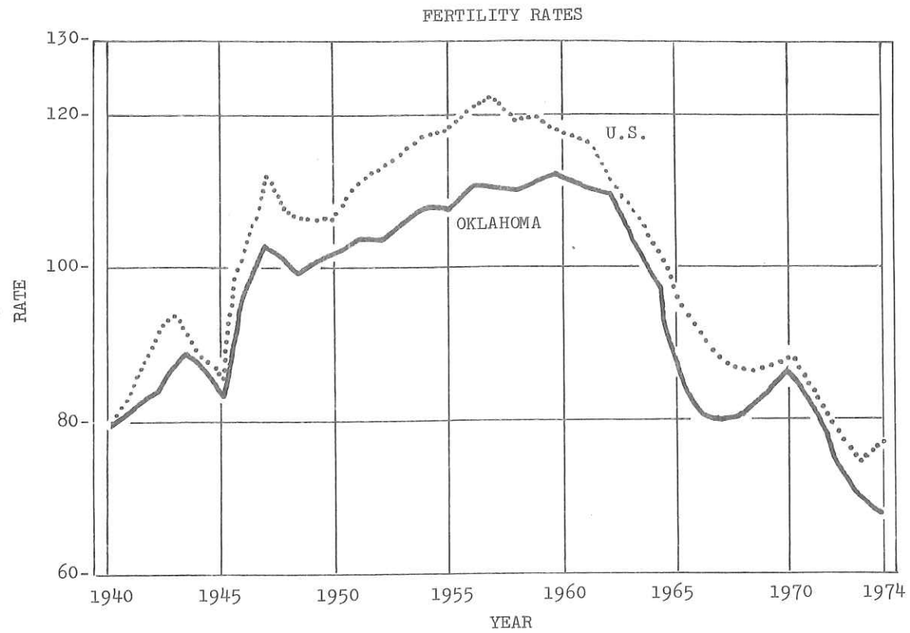

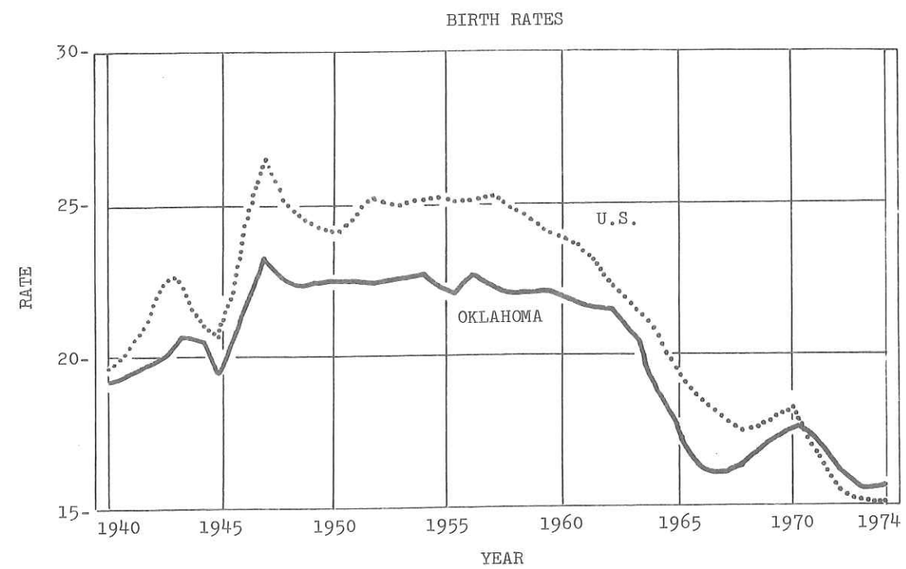

CHART 6

PERCENT CHANGE OF COUNTY BIRTH RATES FROM 1973 TO 1974, OKLAHOMA

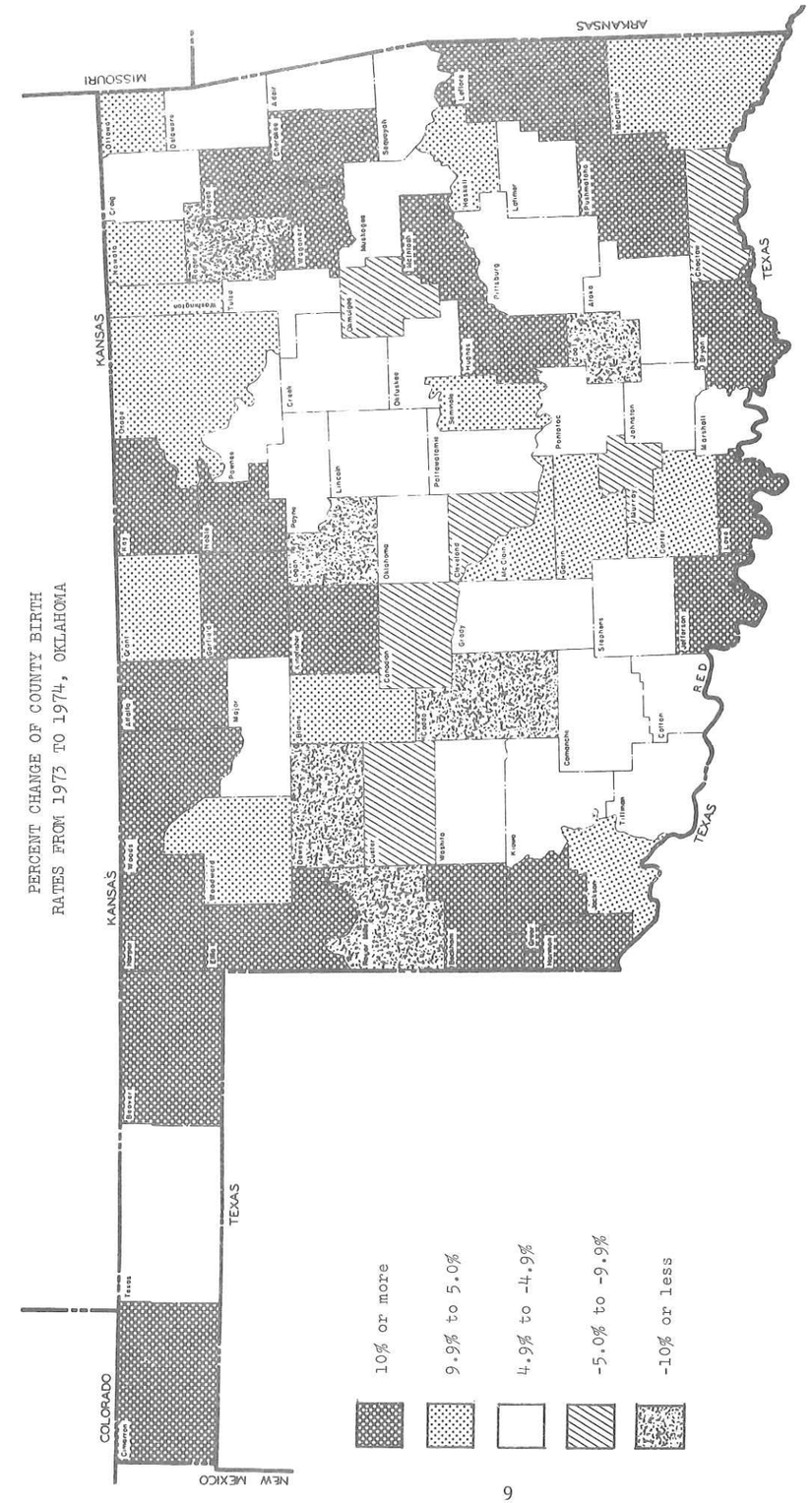

Chart 5 indicates the birth and fertility rates have both followed the same general trend over the past 35 years. The United States birth rate was higher than the Oklahoma rate until 1971, when the Oklahoma rate became higher. A look at the fertility rate shows that this difference was due to the population increase among females of childbearing age. The United States fertility rate was higher than the Oklahoma rate throughout the entire period.

Chart 6 presents the change in birth rates by county from 1973 to 1974. As would be expected, the counties showing the greater change are the ones with the smaller population. The counties in the northwest and southeast showed a tendency of increasing, while the counties in the central region tended toward stabilization or even decreasing.

BIRTH WEIGHT

Of particular importance in analyzing infant mortality are those infants weighing 5 lb. 8 oz. or less at birth. These low-weight births generally require special care and have a lower survival rate than other infants. The percent of low-weight births by race are as follows:

	Births	Low-Weight	Percent
Total	42,363	3,279	7.7
White	34,964	2,527	7.2
Negro	4,130	579	14.0
Indian	3,269	173	5.3

As would be expected, low-weight fetal deaths show a much higher percentage of the total than do live births (Chart 7). The highest percentage of fetal deaths (20.6%) occurred in weights 1 lb. 2 oz. to 2 lb. 3 oz., while the highest for births (37.9%) was in the 6 lb. 10 oz. to 7 lb. 11 oz. group. The median birth weight for fetal deaths was 5 lb. 3 oz. compared to 7 lb. 5 oz. for live births.

CHART 7

RESIDENT LIVE BIRTHS AND FETAL DEATHS BY BIRTH WEIGHT BY PERCENT OF TOTAL, OKLAHOMA, 1974

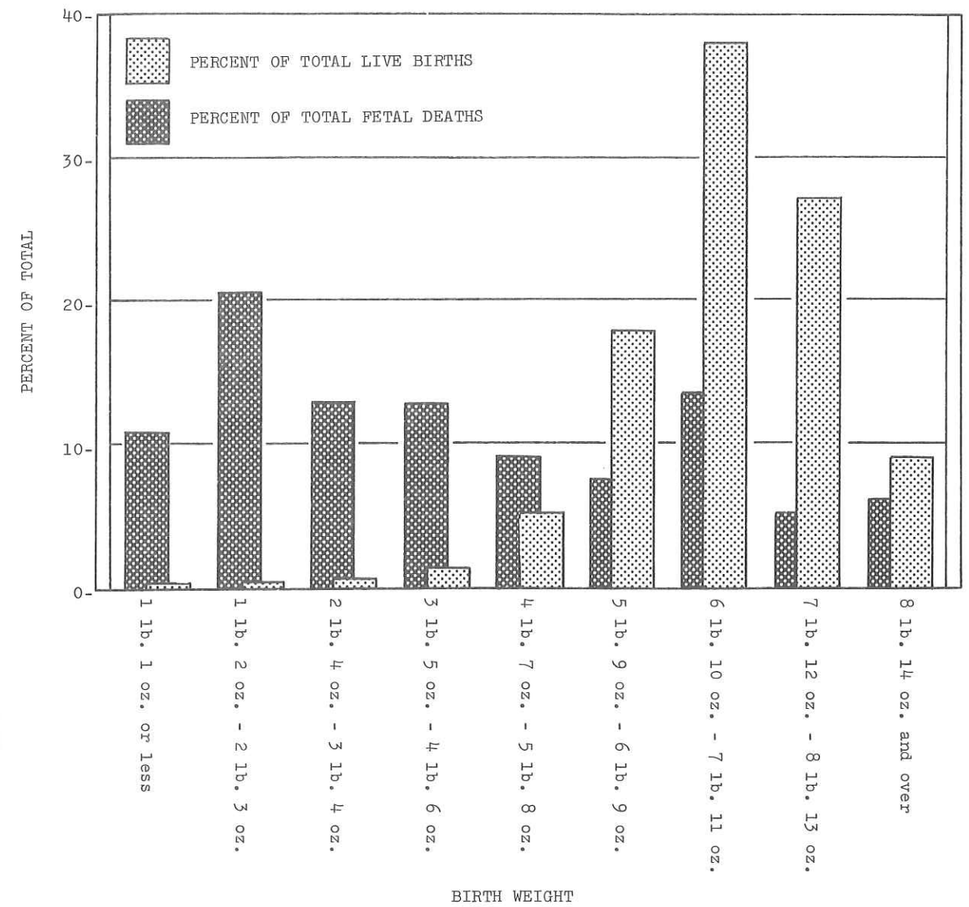

CHART 8

RESIDENT LIVE BIRTHS AND FETAL DEATHS BY AGE
OF MOTHER BY PERCENT OF TOTAL, OKLAHOMA, 1974

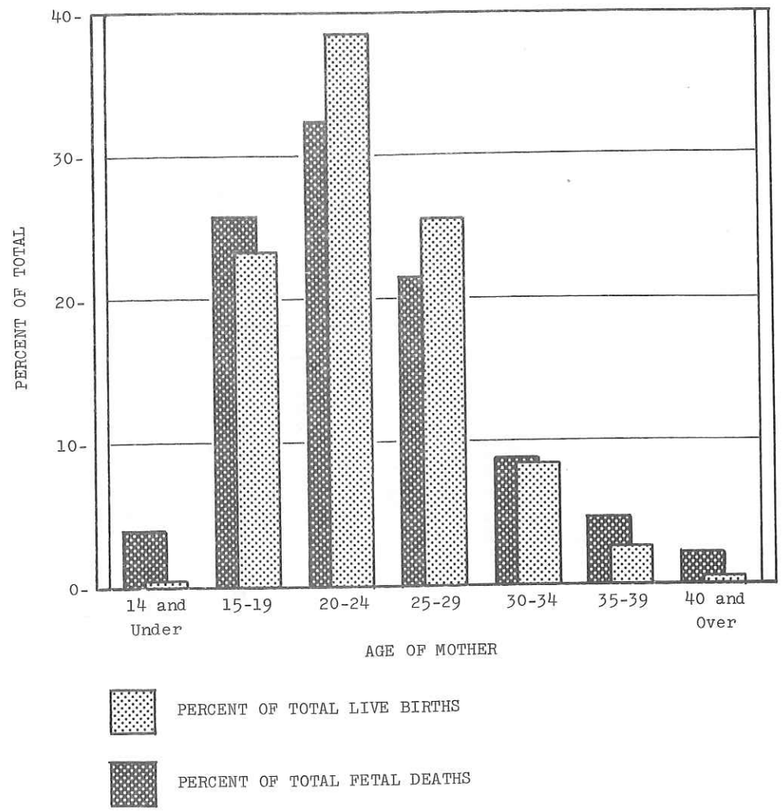

Both the live births and the fetal deaths approximate a normal curve through the age of mother groups; however, the magnitude of the births is higher indicating more of a central tendency for the births. The percent of total is higher for fetal deaths among teen-age mothers and mothers thirty and over, showing a possible relationship between age of mother and frequency of fetal deaths. Chart 8 shows the relationship between the two. The median age of mother for both fetal deaths and live births was 23.

CHART 9

PERCENT OF HOSPITAL DELIVERIES BY RACE,
OKLAHOMA, 1940-1974

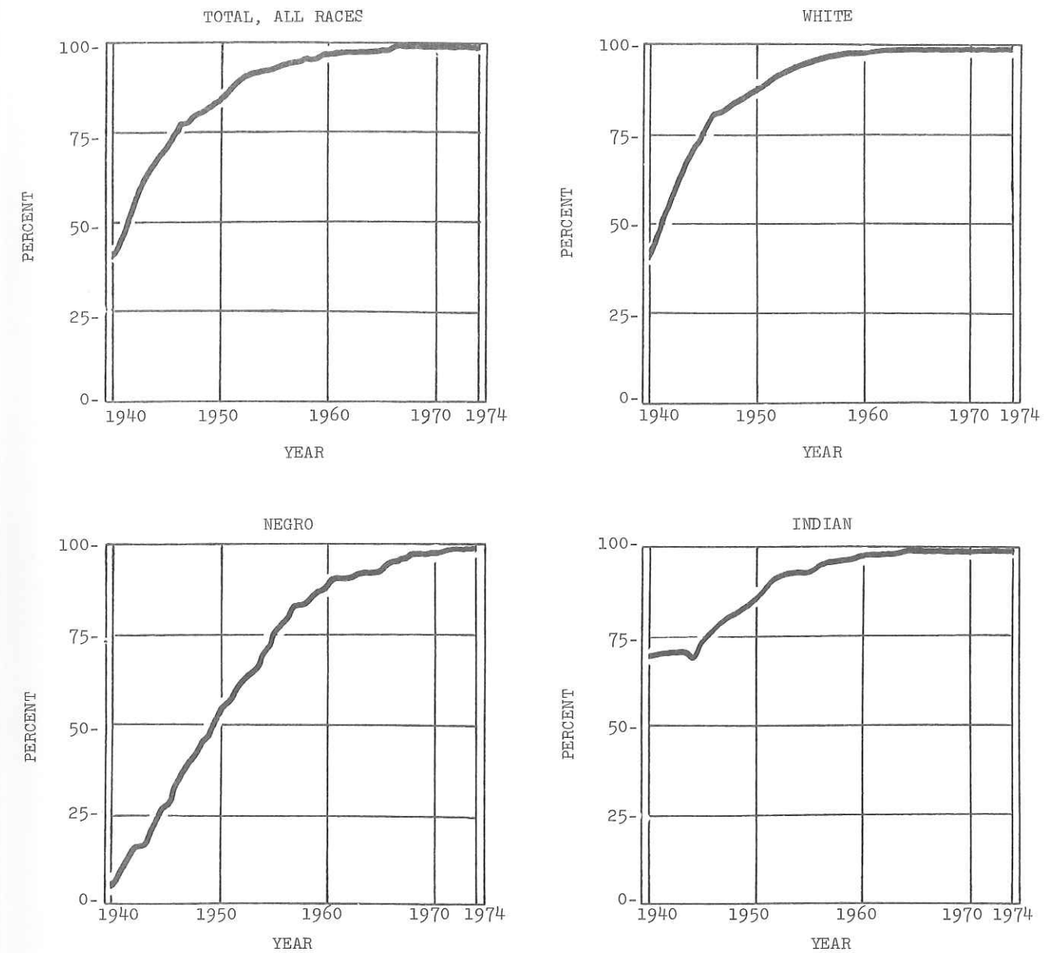

The percent of resident live births born in hospitals has increased sharply in Oklahoma. In 1940, only 40% of all births were in hospitals, but since 1967 the percent has been over 99%. A race by race comparison reveals a different perspective for each race (Chart 9). For the whites, the trend was almost identical with the total. The percent for Negroes started under 10% and did not reach the 99% level until 1970. The Indians started the highest at the 70% level and reached the 99% plateau in 1965.

DEATHS

A Statistical Summary

Number	27,228
Rate	10.1
Leading Cause - Heart Disease	10,182
Infant Deaths	738
Infant Mortality Rate	17.4
Neonatal Deaths	526
Neonatal Mortality Rate	12.4
Perinatal Deaths	914
Perinatal Mortality Rate	21.3
Median Age	72
Highest Month - February	9.1%
Lowest Month - May	7.8%
County with Highest Rate - Murray	18.0
County with Lowest Rate - Cleveland	4.9
Highest Rate, History - 1970	10.5
Lowest Rate, History - 1922	7.7

CHART 10

OKLAHOMA VS. UNITED STATES DEATH RATES, 1940-1974

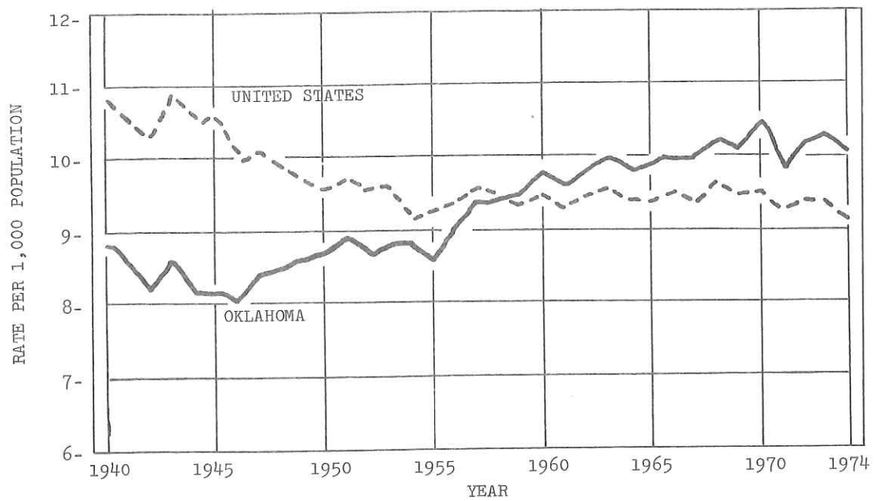

As Chart 10 indicates, the United States death rate decreased from 10.8 in 1940 to 9.1 in 1974, an overall decrease of 13%. The Oklahoma death rate began decreasing from 8.9 in 1940 to 8.1 in 1946, but from 1946 there has been a steady increase to the 1974 rate of 10.1.

Sixty-three of the seventy-seven Oklahoma counties had death rates above the Oklahoma rate of 10.1. The fourteen counties below the state rate followed general clustering patterns around population centers, Oklahoma City and Tulsa, and around counties with known young populations. Chart 11 pictures the Oklahoma layout for these counties.

CHART 11

DEATH RATES BY COUNTY VS. STATE RATE
OKLAHOMA, 1974

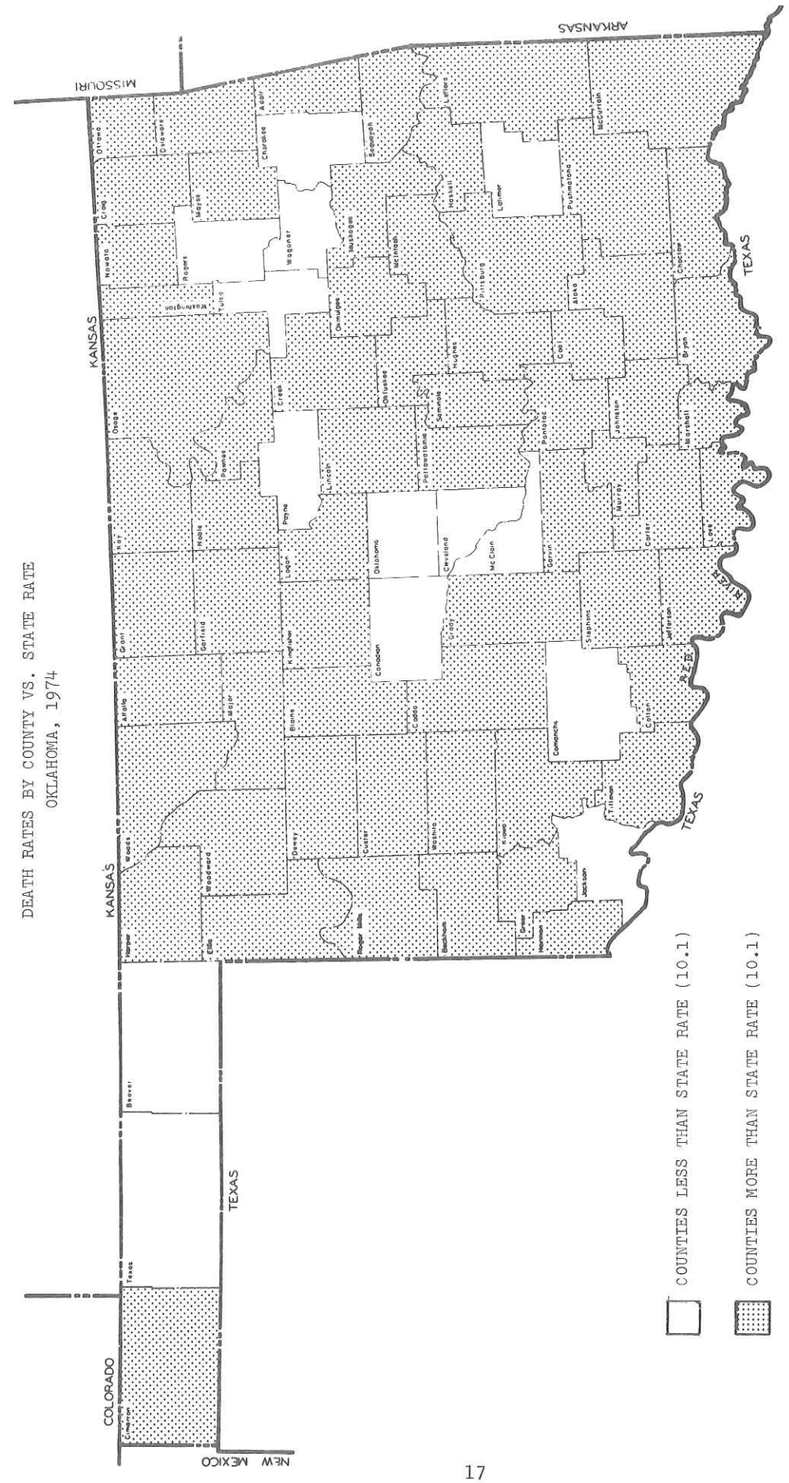

CHART 12

MEDIAN AGE OF DEATH FROM ALL CAUSES
BY RACE AND SEX, OKLAHOMA, 1974

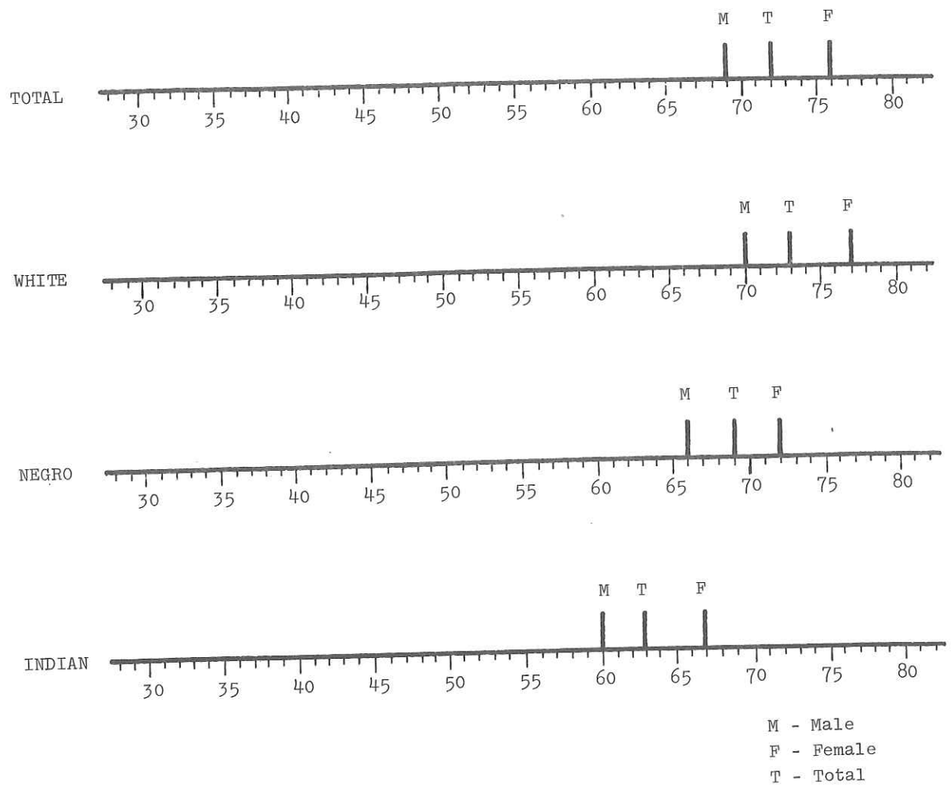

Chart 12 indicates on a number line basis the median ages of death by race and sex. Overall, the median age of death in 1974 was 72, 69 for males and 76 for females. The whites had the highest with 73 followed by the Negroes with 69 and then the Indians with 63. The white females were the highest group overall with a median age of 77, while the Indian males were the lowest with 60.

CHART 13

PERCENT OF TOTAL DEATHS BY SEX AND AGE,
OKLAHOMA, 1974

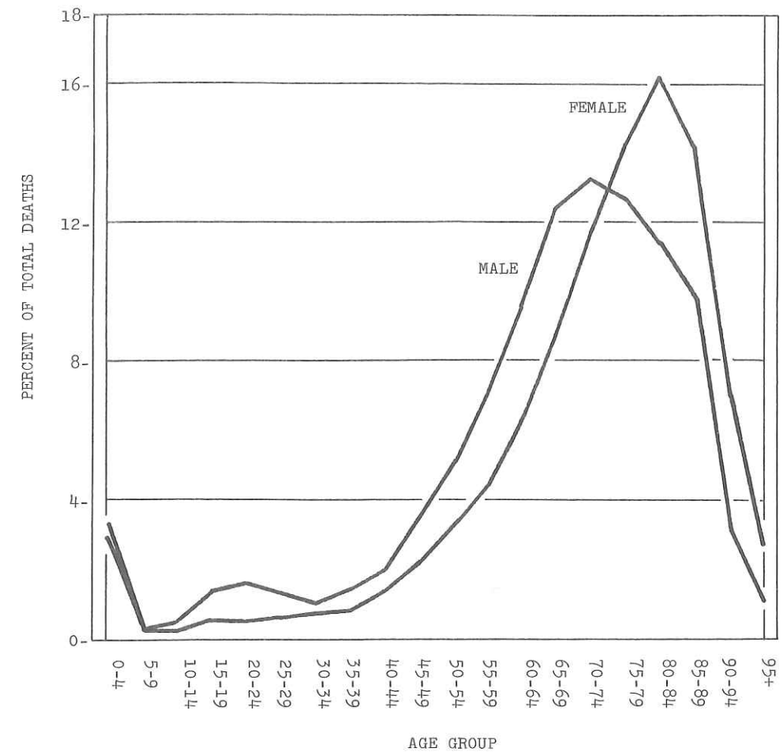

The age distribution of deaths by sex shows differences in several areas (Chart 13). The males showed a slight increase in the 15-29 age groups then rose to a peak in the 70-74 ages with 13.3% of all male deaths occurring in that category. The high for females appeared ten years later in the 80-84 age group, reaching a peak of 16.2%. This indicates a more dispersed age of death among males with only 0.9% of the male deaths occurring at age 95 and over compared to almost three times as many females with 2.6% surviving to that age. The percent surviving to age 80 and over was 23.4% for the males and 39.9% for the females.

LEADING CAUSES OF DEATH

The only difference in the five leading causes of death in the United States compared to Oklahoma is the percent of each cause (Chart 14). The second five causes, however, show considerable difference in the order. Diabetes mellitus was sixth in the United States (1.9%) compared to seventh in Oklahoma (1.5%). Cirrhosis of the liver was seventh in the United States (1.8%) and tenth in Oklahoma (1.4%). Arteriosclerosis, which was sixth in Oklahoma (1.9%), was eighth in the United States (1.7%).

Chart 15 is a side by side comparison of the five leading causes of death by percent of total deaths in each of the ten year intervals. In 1934, the five leading causes of death comprised 47.8% of the total deaths. In 1974, this category contained 76.4% of the deaths, an increase of 28.6% and a percent change of +59.8%. Heart disease showed the largest gain of any cause of death, increasing from 14.6% in 1934 to 37.4% in 1974, a percent increase of 156.2%, while influenza and pneumonia decreased from 10.8% to 3.1%, a percent decrease of 71.3%. It is possible to follow the pattern of each disease by comparison of the top and bottom dotted lines for each individual disease. If the two lines diverge, the cause increased during the two years in comparison. Converging lines indicate decrease, e.g., influenza and pneumonia from 1954 to 1964 decreased from 3.0% to 2.9%, thus the dotted lines between the two years converge very slightly. (The parallel lines at 0% and 100% are not drawn.)

Chart 16 depicts each of the 1974 leading causes of death as a percent of those causes in 1930. A cause which remained the same as it was in 1930, such as hypertension without mention of heart disease, would be 100%. Cirrhosis of the liver shows the sharpest increase of all the causes going from a rate of 3.5 in 1930 to a rate of 13.0 in 1974, or 371% of the 1930 figure. Heart disease and malignant neoplasms were next with 355% and 354% respectively. Tuberculosis shows the most decrease going from 51.0 to 2.0, only 4% of the 1930 figure.

CHART 14

TEN LEADING CAUSES OF DEATH, OKLAHOMA AND THE UNITED STATES, 1974

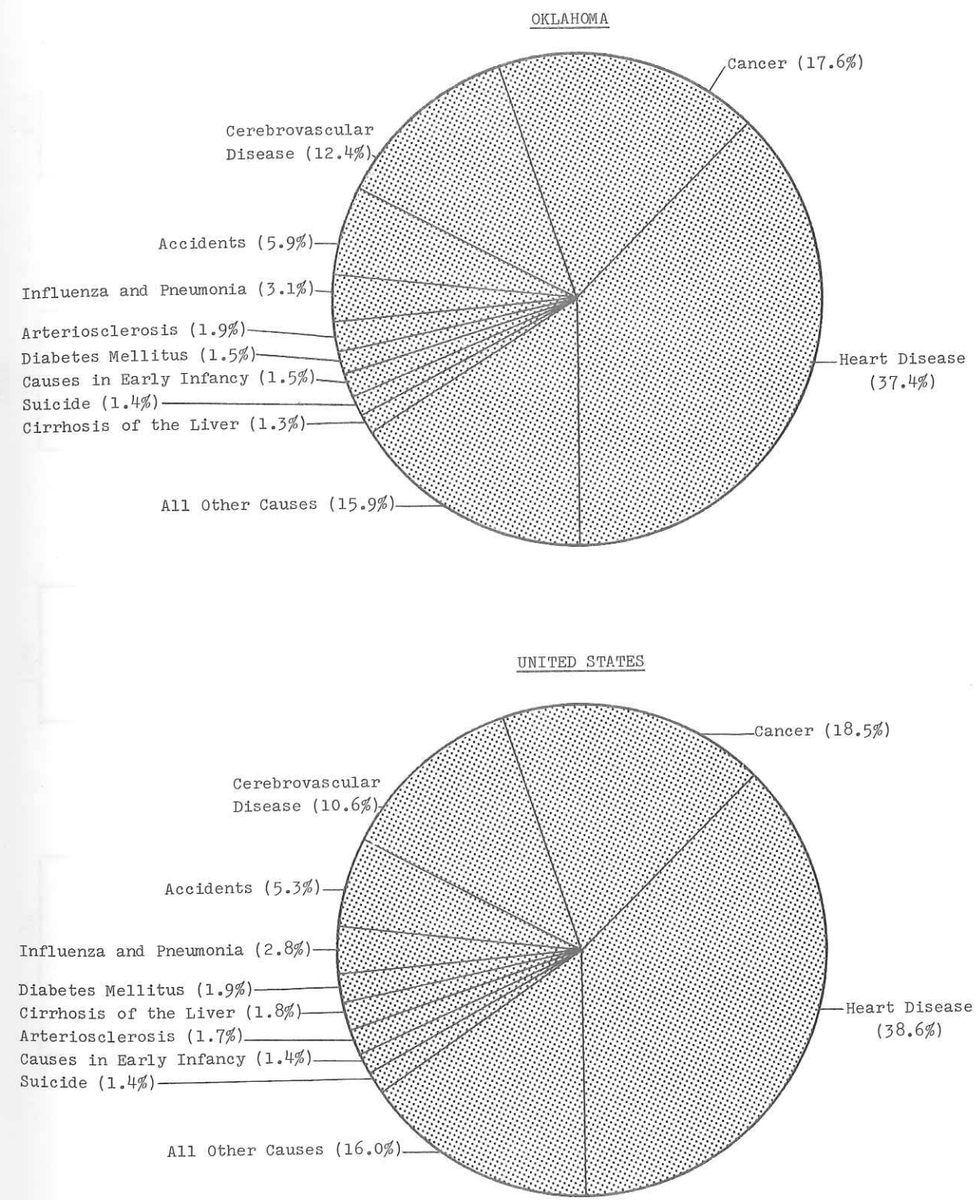

CHART 15

FIVE LEADING CAUSES OF DEATH BY PERCENT OF TOTAL, OKLAHOMA, 1934 to 1974.

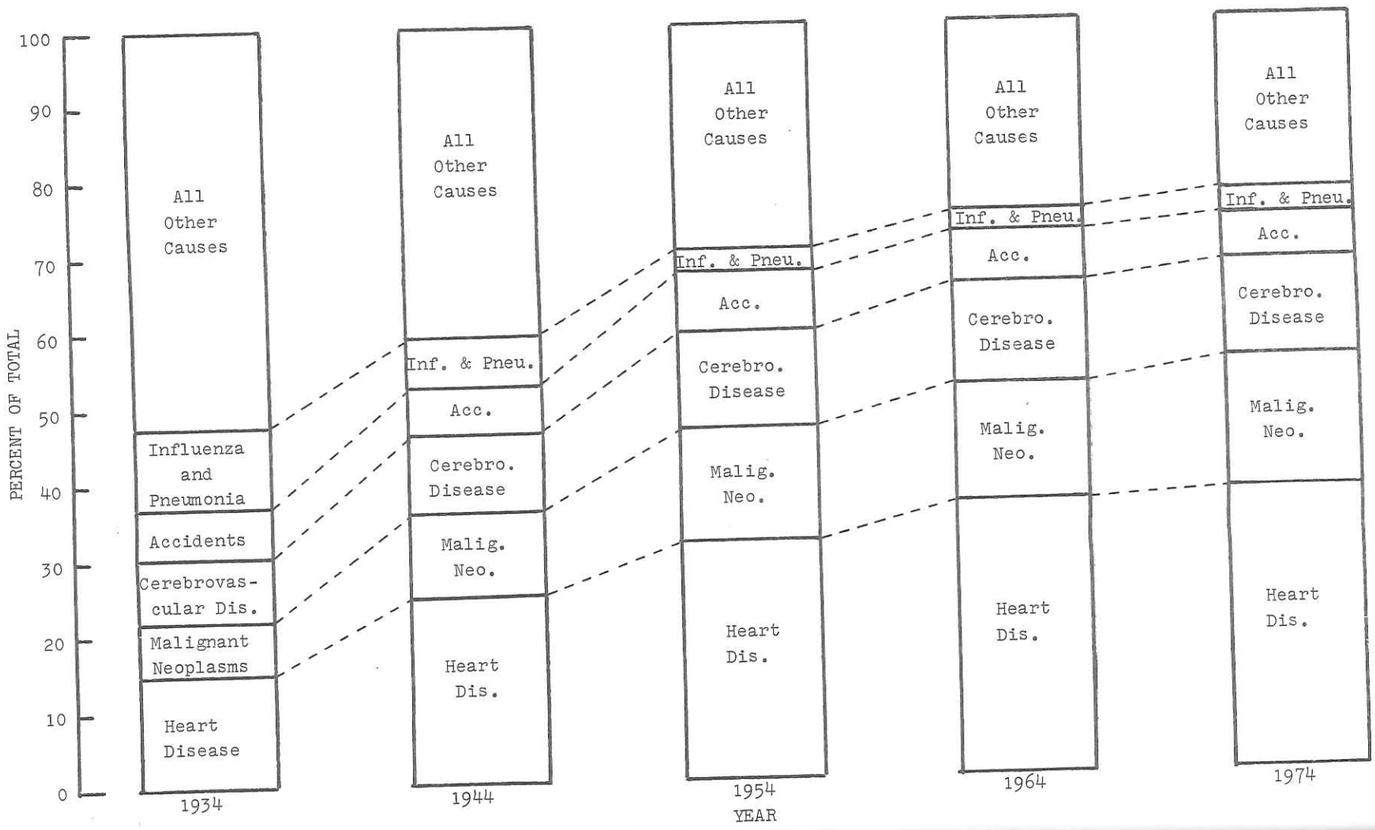

CHART 16

THE PERCENT OF THE 1974 CAUSES OF DEATH TO THE 1930 CAUSES, OKLAHOMA

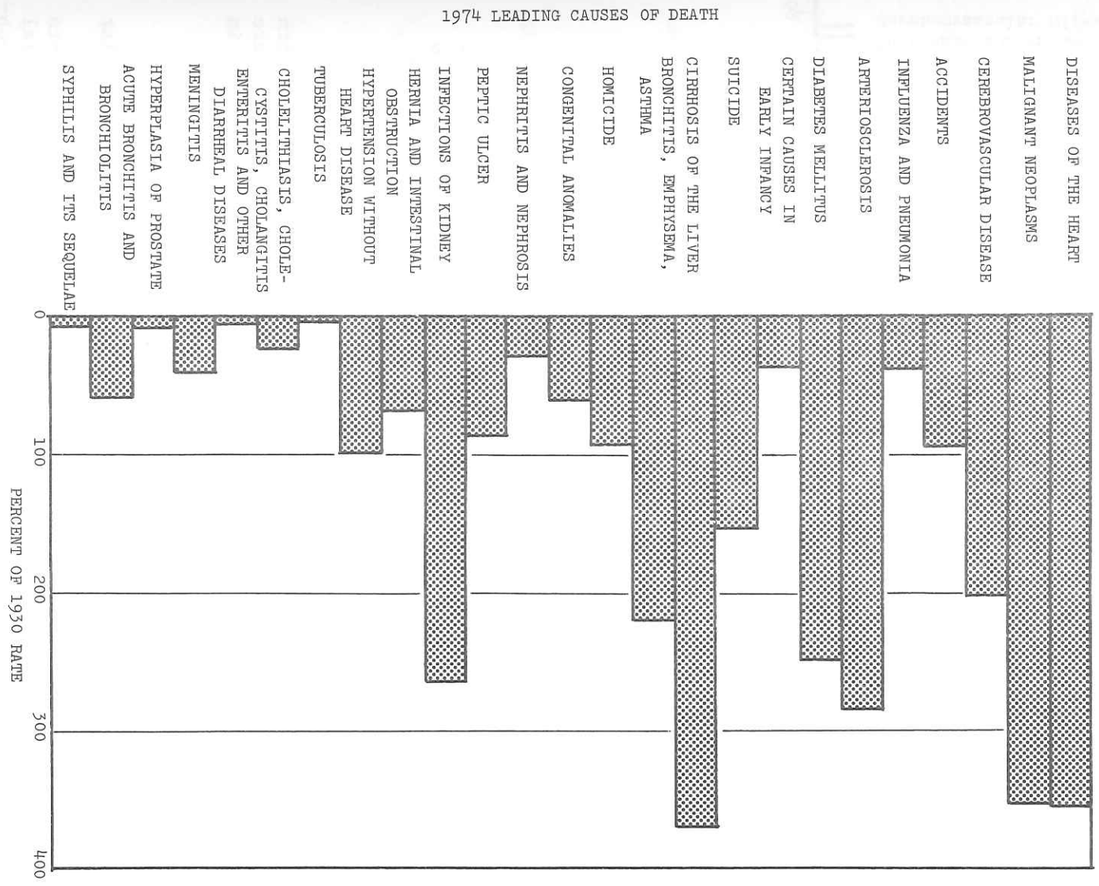

CHART 17

MEDIAN AGE FOR TEN LEADING CAUSES OF DEATH,
OKLAHOMA, 1974

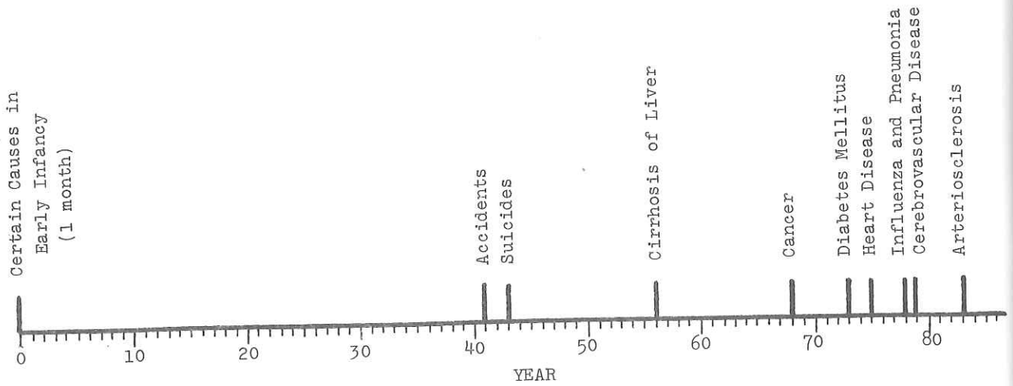

Of the ten leading causes of death, arteriosclerosis has the highest median age of death, 83, while the category of certain causes in early infancy has the lowest, 1 month. Accidents (41), suicide (43) and cirrhosis of the liver (56) follow certain causes in early infancy. Chart 17 shows the median age of death for the ten leading causes of death.

Chart 18 pictures each of the ten leading causes of death by sex by percent of total. Overall, 55.5% of the deaths were men and 44.5% women. Only three of the ten causes of death consisted of more women than men, with the highest of these being diabetes mellitus with 64.4%. The other two were cerebrovascular disease and arteriosclerosis. The greatest variation was in accidents with 71.1% males and 28.9% females.

Seasonal variations of the five leading causes of death are shown in Chart 19. Overall, there was a slight decrease during the summer and a slight increase during the winter months. Heart disease and cerebrovascular disease followed the same general trend; however, accidents and influenza and pneumonia showed considerable variation. Thirty percent of the accidents occurred from June - August. The winter months were considerably more fatal for influenza and pneumonia with 36% of the deaths occurring in January, February, and December.

CHART 18

TEN LEADING CAUSES OF DEATH BY SEX BY PERCENT
OF CAUSE, OKLAHOMA, 1974

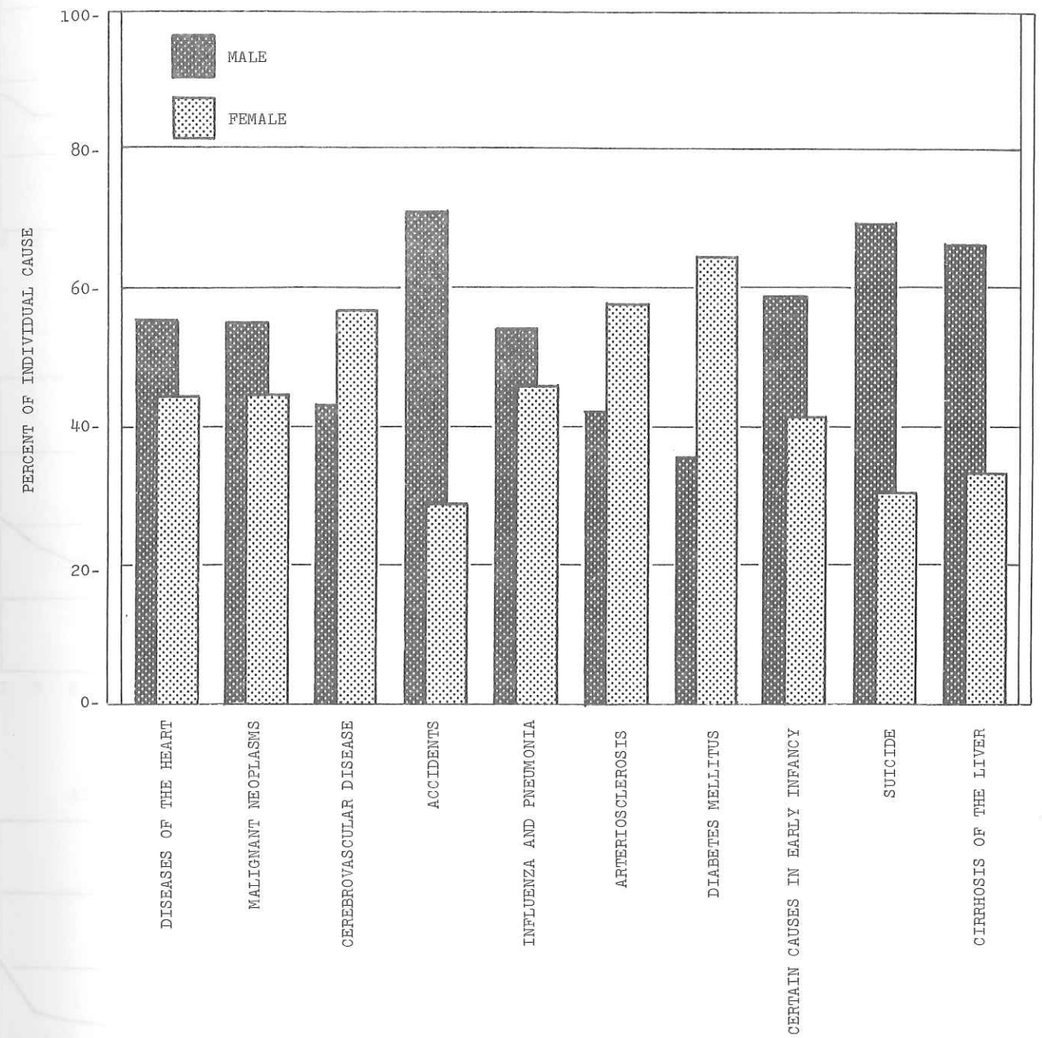

CHART 19

LEADING CAUSES OF DEATH BY MONTH BY
PERCENT OF TOTAL, OKLAHOMA, 1974

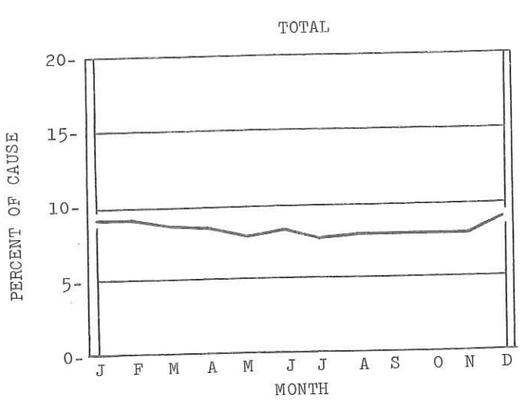

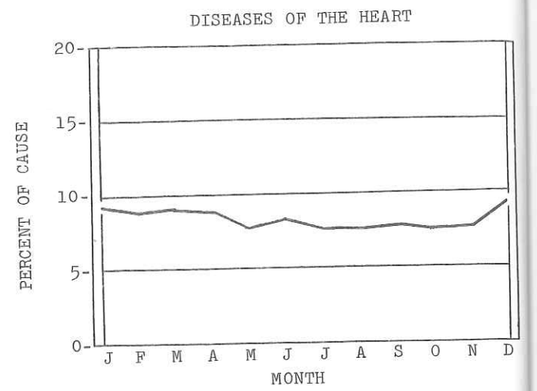

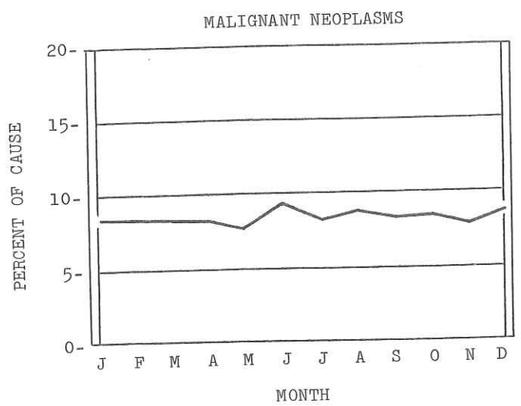

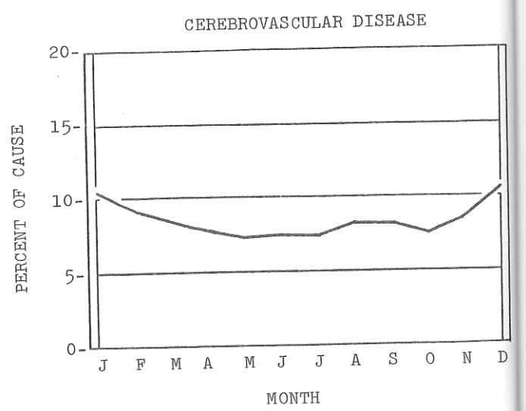

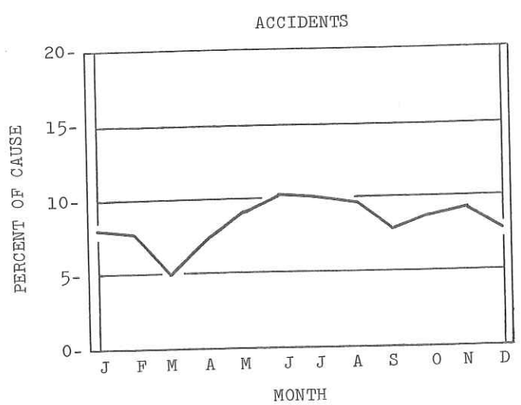

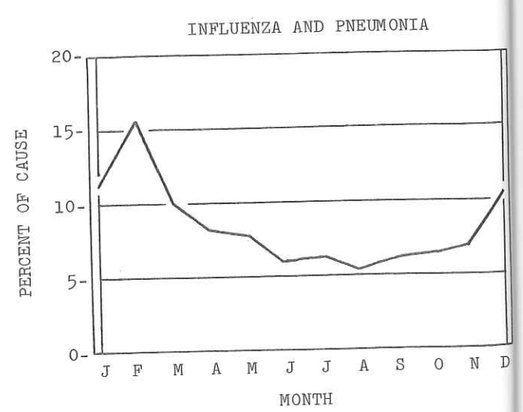

OKLAHOMA

Cause of Death	Number of Deaths	Death Rate
Total, All Causes	27,228	1,005.1
DISEASES OF THE HEART	10,182	375.9
MALIGNANT NEOPLASMS	4,789	176.8
CEREBROVASCULAR DISEASE	3,371	124.4
ACCIDENTS	1,613	59.5
Influenza and Pneumonia	851	31.4
Arteriosclerosis	528	19.5
Diabetes Mellitus	413	15.2
Certain causes in early infancy	410	15.1
Suicide	388	14.3
Cirrhosis of the liver	352	13.0
All other causes	4,331	159.9

CHART 20

HEART DISEASE DEATH RATES,
OKLAHOMA, 1930-1974

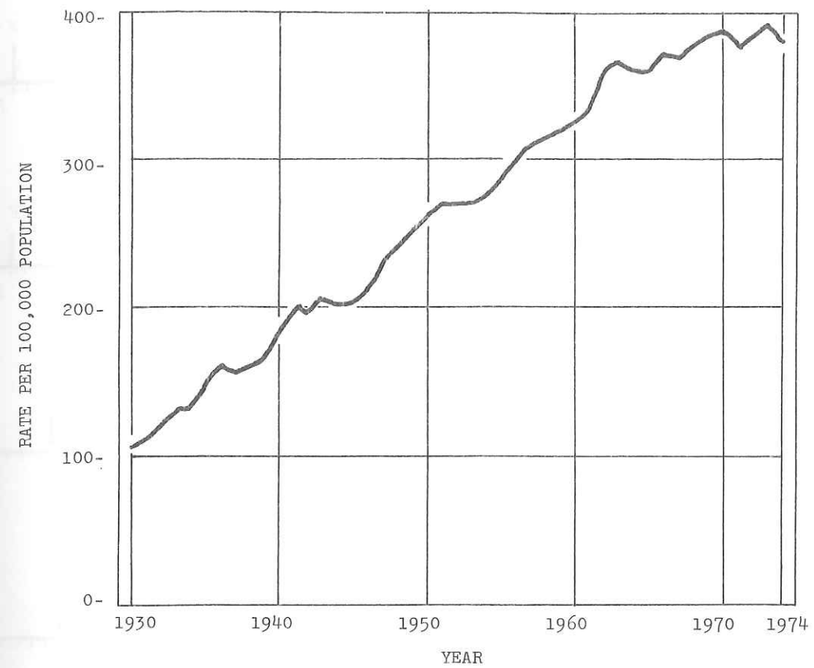

Heart disease was responsible for 10,182 deaths in 1974, while only 2,538 deaths were due to heart disease in 1930. The death rate has more than tripled during that time, going from 105.9 to 374.6. From 1930 to 1963, the average rate of increase per 100,000 population was 7.9. Since 1963, the rate of increase has been 1.0, indicating that the heart disease rate is leveling off but is still increasing. Chart 20 shows the heart disease death rates since 1930.

CHART 21

MEDIAN AGE OF DEATHS DUE TO HEART DISEASE BY RACE AND SEX, OKLAHOMA, 1974

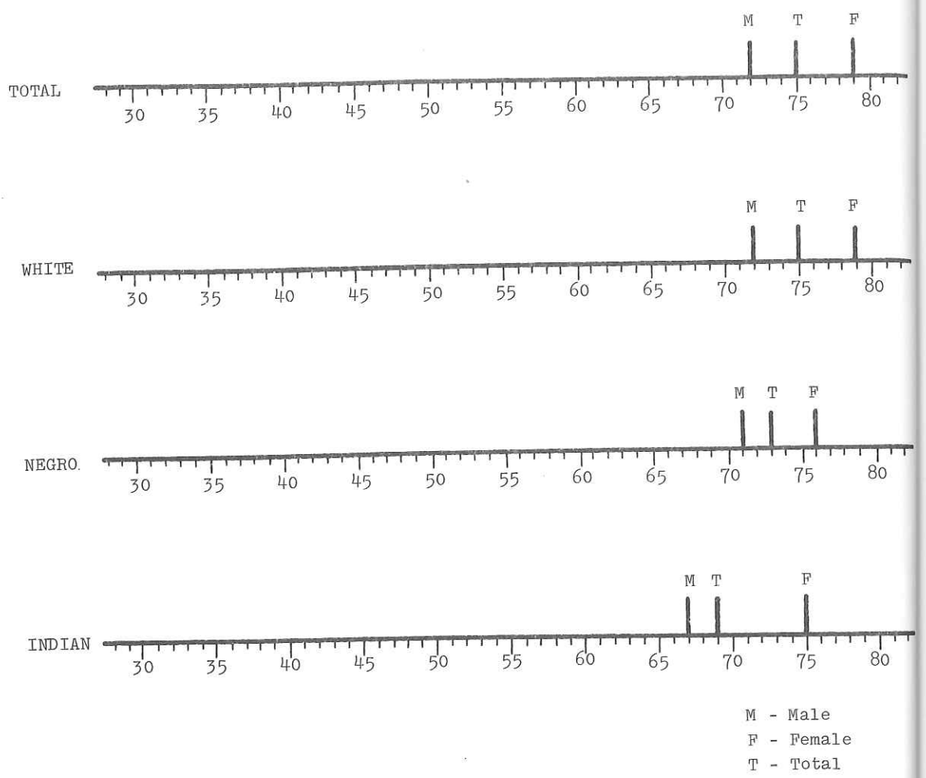

The median age of death due to heart disease was 75 in 1974 (Chart 21), 72 for males and 79 for females, all of which were the same in 1973. The variation among races is consistent with that of all causes with the white at 75, Negro at 73, and Indian at 69.

CHART 22

TOTAL HEART DISEASE AND ARTERIOSCLEROTIC HEART DISEASE DEATH RATES, OKLAHOMA, 1930-1974

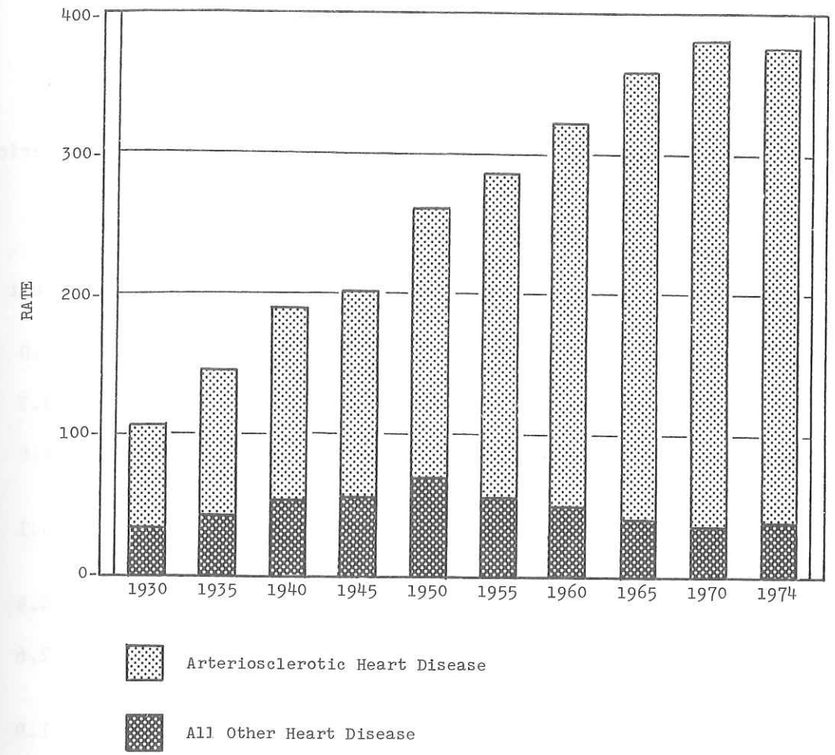

Chart 22 indicates that for both ischemic and all other heart disease, the rate climbed steadily until 1950, after which there was a steady decrease in all other heart disease but a continued sharp increase in ischemic heart disease. A breakdown of the total heart disease rate indicates the major cause for the increase can be attributed to arteriosclerotic heart disease which increased from 72.0 in 1930 to 336.4, an increase of 367%. All other heart disease constituted 32% of the total heart disease picture in 1930, compared to only 10% in 1974.

A breakdown of the individual causes of death that comprised the arteriosclerotic heart disease deaths are as follows:

Cause	ICDA Code	Number	Percent
Total, All Causes	410-414	9,113	100.0
Acute myocardial infarction with hypertension	410.0	338	3.7
Acute myocardial infarction without hypertension	410.9	4,820	52.9
Other acute and subacute forms of ischemic heart disease with hypertension	411.0	12	0.1
Other acute and subacute forms of ischemic heart disease without hypertension	411.9	447	4.9
Chronic ischemic heart disease with hypertension	412.1	241	2.6
Cardiovascular disease with hypertension without mention of chronic ischemic heart disease	412.2	170	1.9
Chronic ischemic heart disease without hypertension	412.3	2,645	29.0
Cardiovascular disease without hypertension without mention of chronic ischemic heart disease	412.4	439	4.8
Angina pectoris without hypertension	413.9	1	0.0

CHART 23

MALIGNANT NEOPLASM DEATH RATES,
OKLAHOMA, 1930-1974

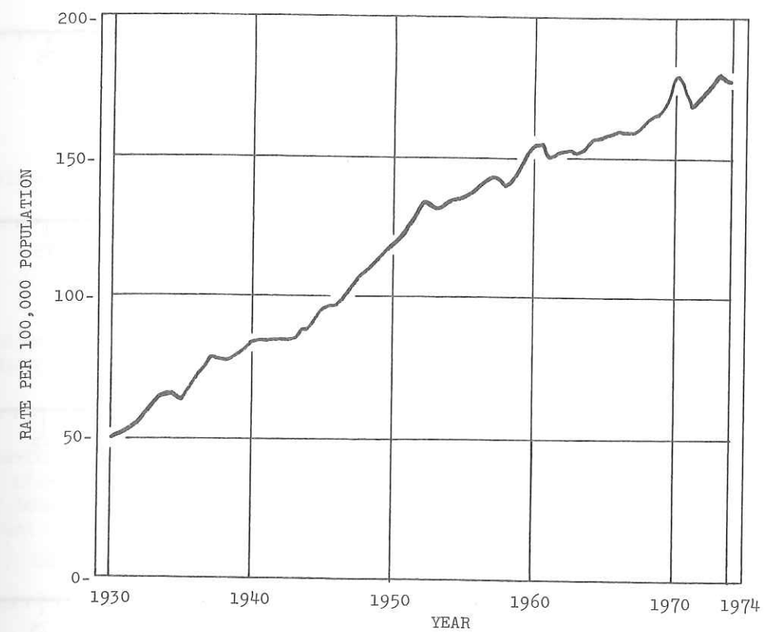

Malignant neoplasms have increased at a pace comparative with that of heart disease, going from a rate of 50.0 in 1930 to a rate of 176.8 in 1974, an increase of 254% compared to 255% for heart disease. However, malignant neoplasms have not shown a tendency to level off. In 1930, only 6.1% of the total deaths were due to malignant neoplasms compared to 17.6% in 1974. Chart 23 shows a historical comparison since 1930.

CHART 24

MEDIAN AGE OF DEATH DUE TO MALIGNANT NEOPLASMS
BY RACE AND SEX, OKLAHOMA, 1974

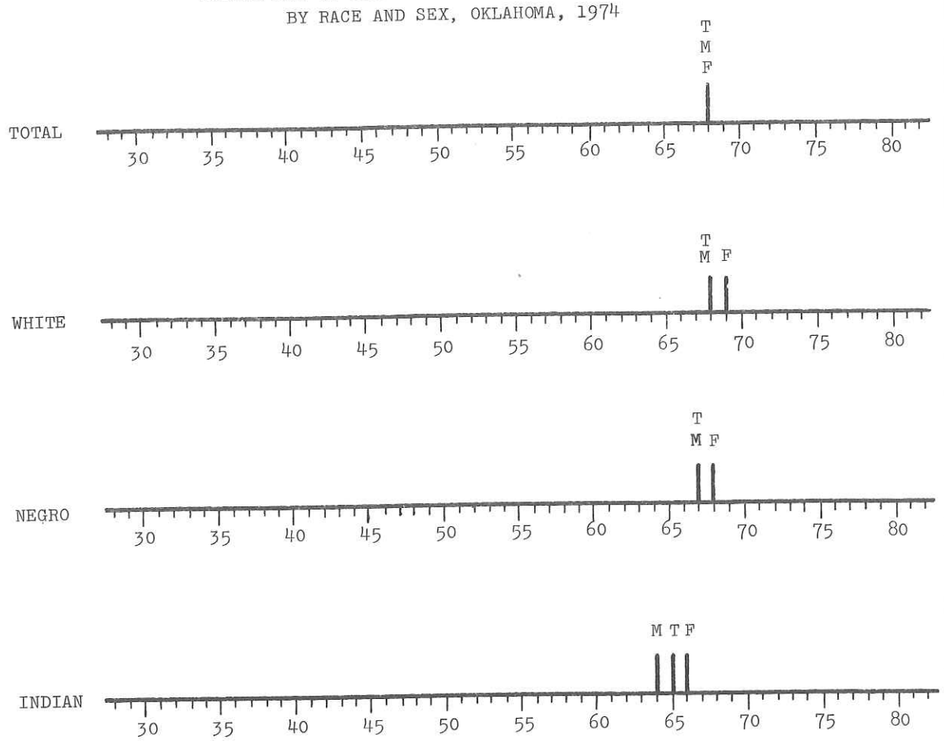

M - Male
F - Female
T - Total

The median age of death for both male and female for malignant neoplasms was 68 in 1974, one year less than the 1973 figure of 69. The racial breakdown shows the median age for whites at 68, Negroes at 67, and Indians at 65. Chart 24 reveals that the group with the highest median age was the white female with 69 and the lowest was the Indian male at 64. Of the four leading causes of death, malignant neoplasms were the most consistent throughout the race and sex spectra for median ages.

Thirty-six percent of all male malignant neoplasm deaths were due to cancer of the respiratory system, while only eleven percent of the female cancer deaths were due to this cause. Second among the males was the digestive organs and peritoneum (22%). The leading sites among females were of the digestive organs and peritoneum (28%) and of bone, connective tissue, skin, and breast (20%). Chart 25 consists of two pie charts representing the breakdown of malignant neoplasms for both sexes.

CHART 25

MALIGNANT NEOPLASMS BY SEX BY PERCENT OF TOTAL,
OKLAHOMA, 1974

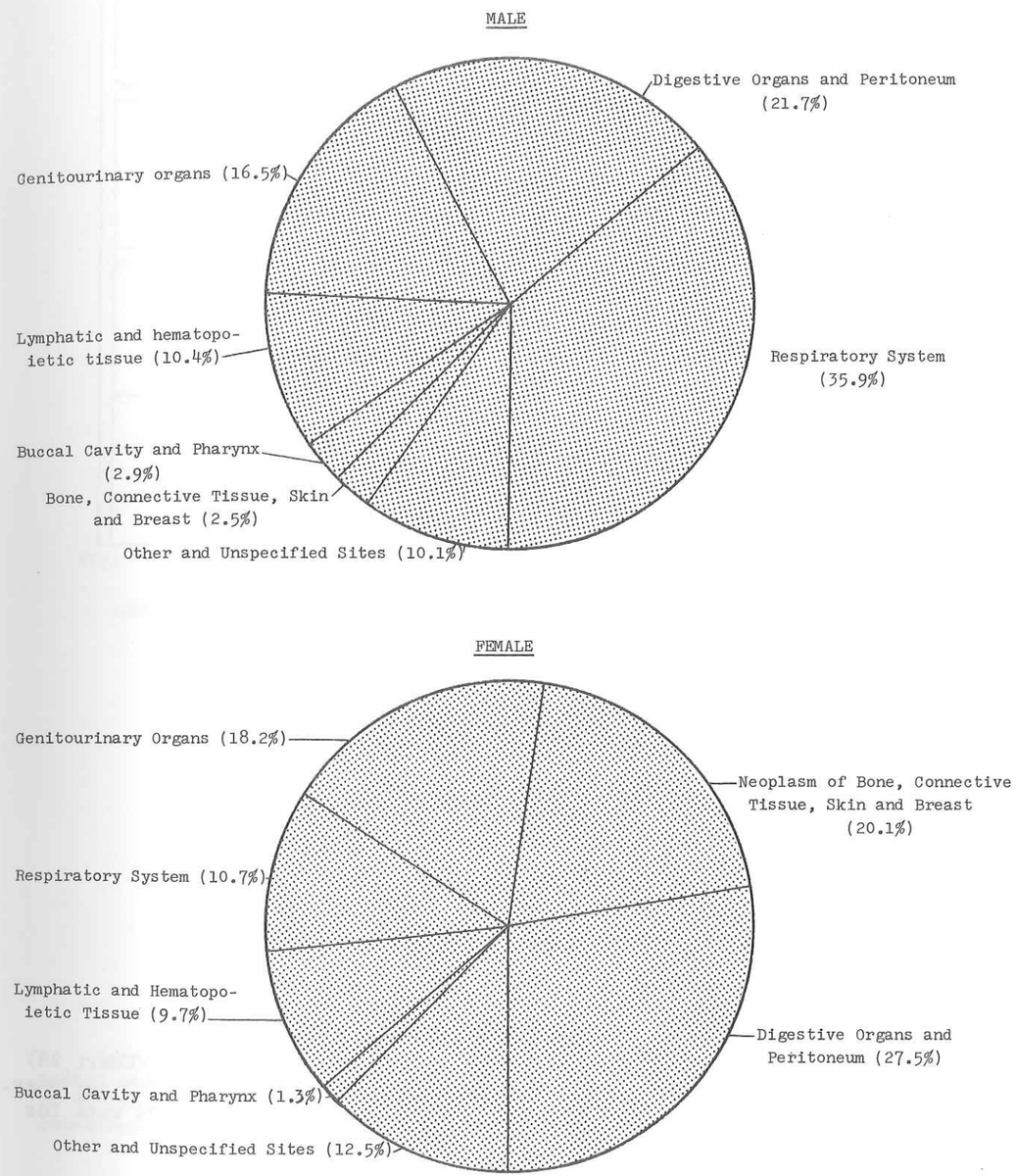

CHART 26

CEREBROVASCULAR DISEASE DEATH RATES,
OKLAHOMA, 1930-1974

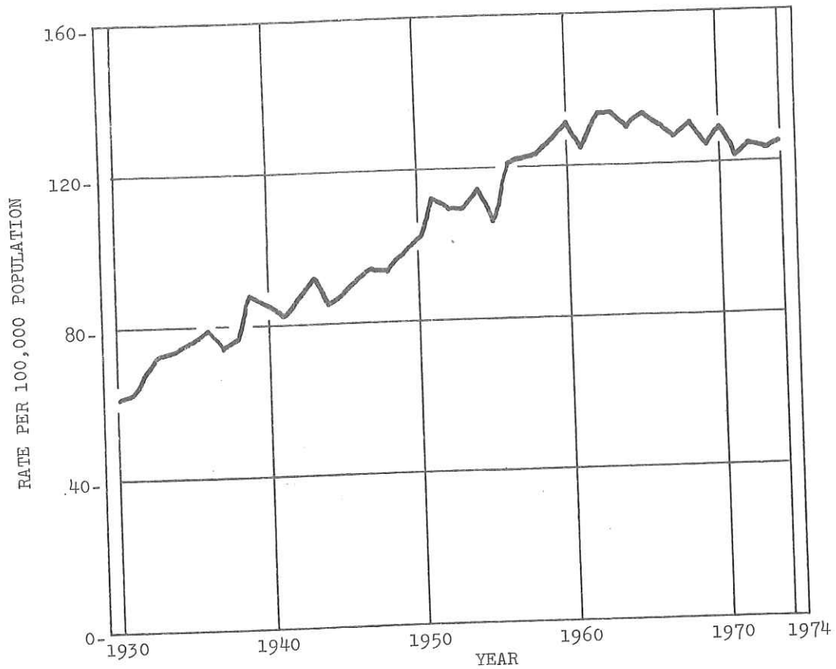

From 1930 to 1960, the cerebrovascular disease death rate (Chart 26) increased from a rate of 61.4 to 130.6, a rate of increase of 2.3 per year. However, since 1960 it has decreased at a rate of 0.4. The 1974 rate for cerebrovascular disease was 124.4.

CHART 27

MEDIAN AGE OF DEATH DUE TO CEREBROVASCULAR DISEASE
BY RACE AND SEX, OKLAHOMA, 1974



M - Male
F - Female
T - Total

Cerebrovascular disease, with a median age of 79, had the second highest median age of the ten leading causes. The median age for males was 77 compared to 80 for females. Chart 27 gives the median age breakdown for race and sex comparison.

CHART 28

CEREBROVASCULAR DISEASE BY PERCENT
OF TOTAL, OKLAHOMA, 1974

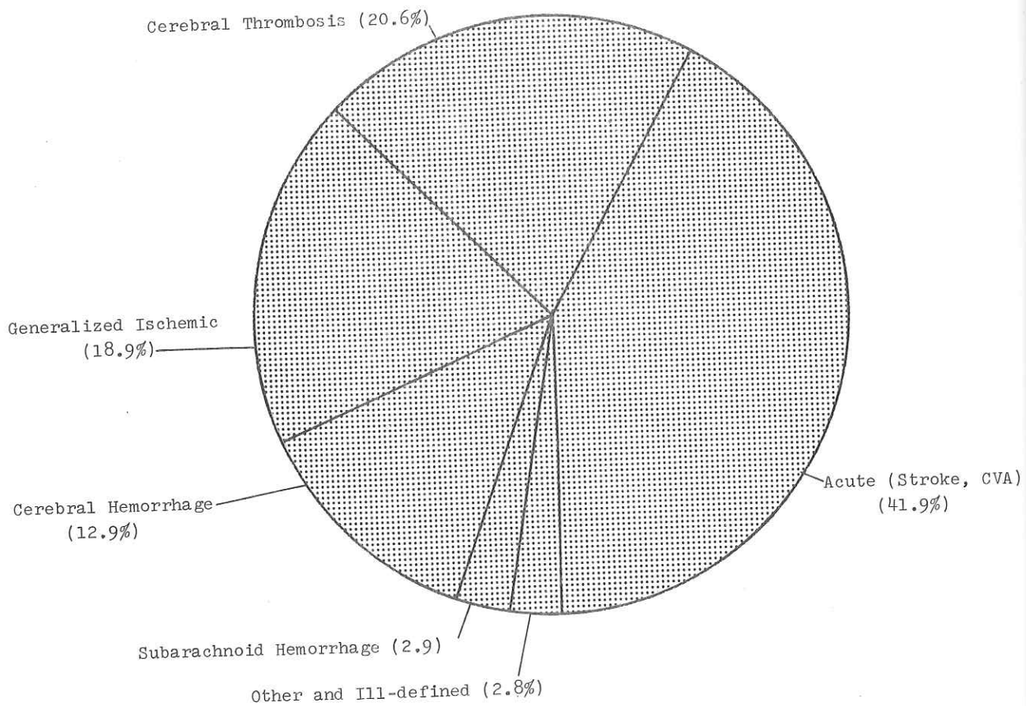

A breakdown of cerebrovascular disease has been provided in Chart 28. This chart shows that stroke was the cause of death for 41.9% of the total deaths due to cerebrovascular disease. Stroke was followed by cerebral thrombosis (20.6%) and generalized ischemic (18.9%).

CHART 29

ACCIDENTAL DEATH RATES,
OKLAHOMA, 1930-1974

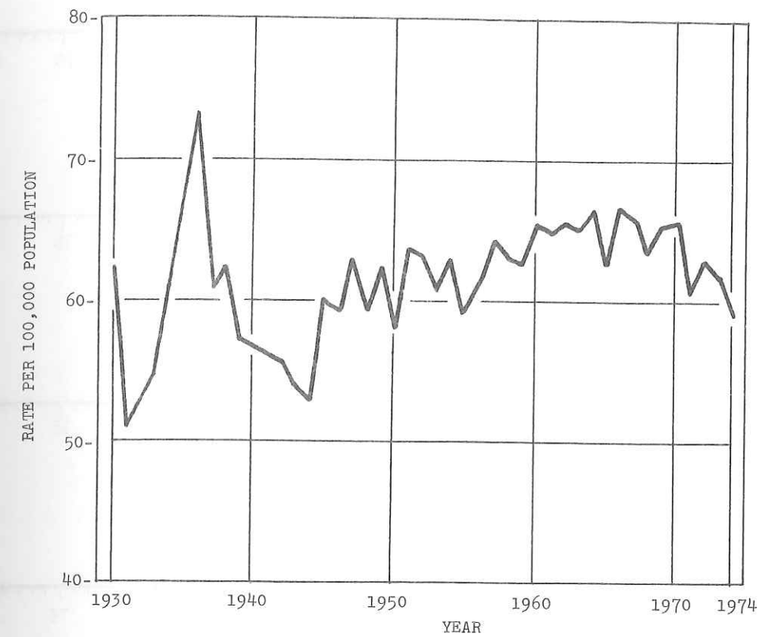

The accidental death rate dropped to 59.5 in 1974, the lowest rate since 1950 when the rate was 58.1. This was the first time since 1955 that the rate has dropped below 60.0. The decrease in motor-vehicle accident deaths contributed most to the overall decrease, reaching the lowest figure since 1959. Chart 29 is a line graph of the accidental death rate since 1930.

CHART 30

MEDIAN AGE OF DEATH DUE TO ACCIDENTS,
BY RACE AND SEX, OKLAHOMA, 1974

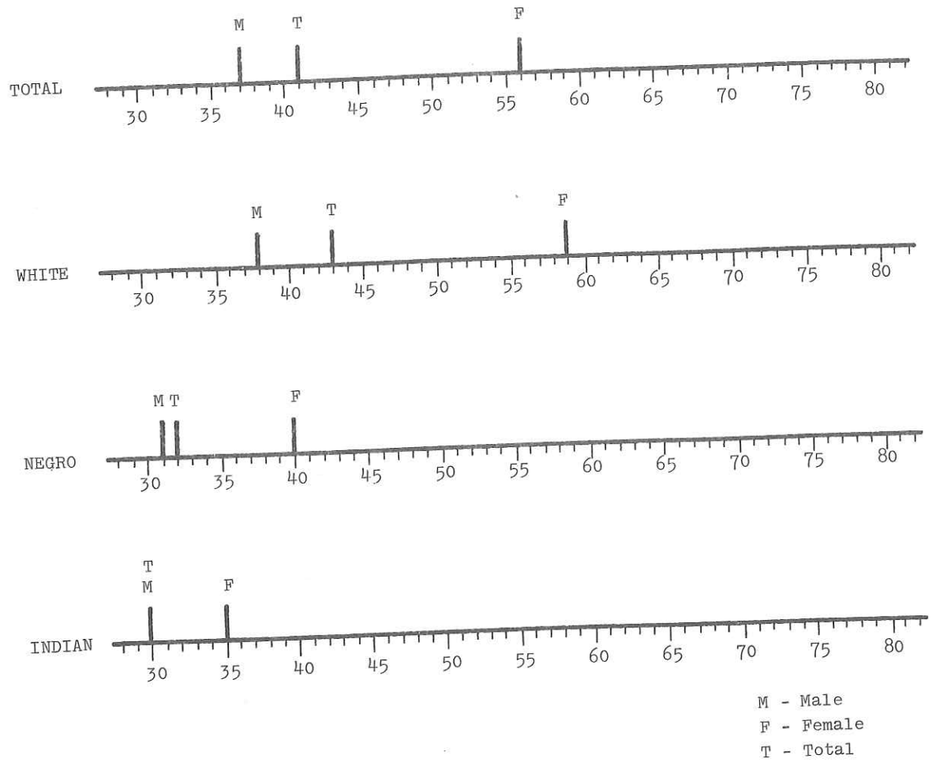

The median age for accidental deaths in 1974 was 41 (Chart 30), 37 for males and 56 for females. The median age for motor-vehicle accident deaths was 31, while all other accidents was 52. A breakdown of accidental deaths by race shows the median age for whites, Negroes, and Indians to be 43, 32, and 30 respectively.

CHART 31

MATERNAL DEATH RATES,
OKLAHOMA, 1930-1974

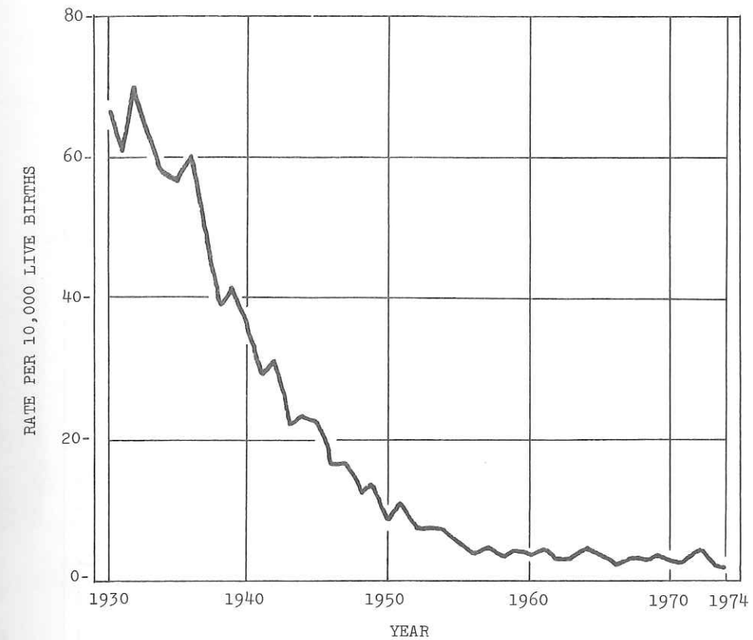

The maternal death rate has decreased sharply since 1930. In 1930, about one out of every 150 pregnancies resulted in a maternal death compared to one in every 4,300 in 1974. Chart 31 is a historical presentation of the maternal death rate since 1930.

The sharp decrease in the maternal death rate stands in contrast to the increased number of births occurring in hospitals (Chart 9), indicating an inverse relationship between hospital attendance of births and maternal deaths.

There were 10 maternal deaths in Oklahoma in 1974, all occurring to white females ranging in age from 17 to 37. The causes of the maternal deaths are given in Reference Table XVIII.

CHART 32

INFANT AND NEONATAL DEATH RATES,
OKLAHOMA, 1930-1974

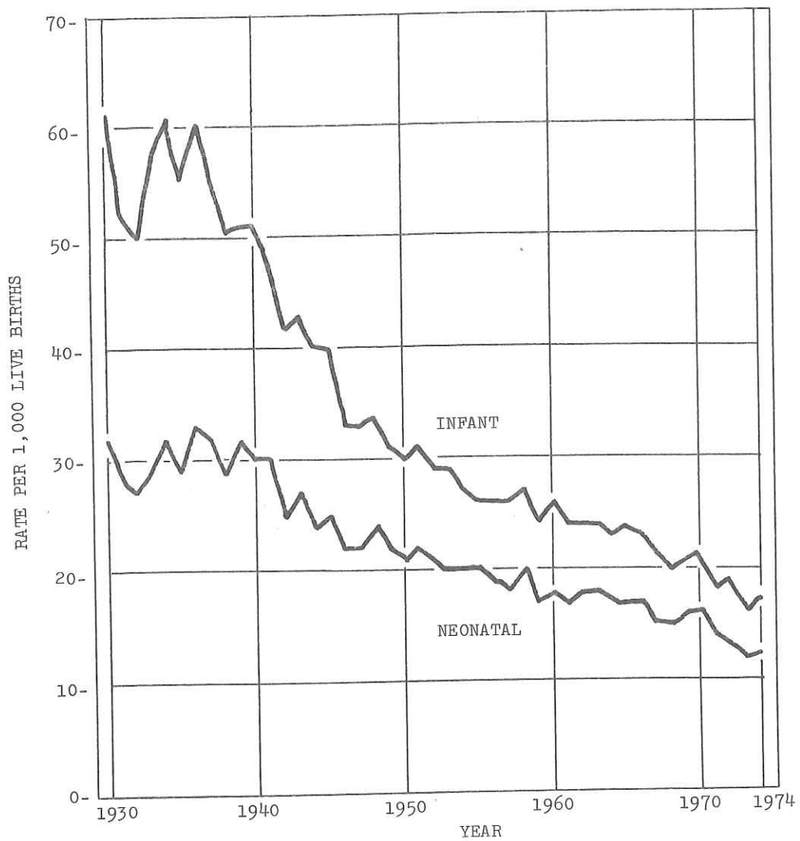

The infant death rate has shown a sharp decrease since 1930 as the result of considerable decreases in both the neonatal and post-neonatal death rates (Chart 32). The neonatal death rate has decreased from 32.5 in 1930 to 12.4 in 1974, a decrease of 62%. However, in 1930, neonatal deaths accounted for 54% of the total infant deaths compared to 71% in 1974. This indicates an even sharper decrease for the post-neonatal deaths of 82%.

Chart 33 shows the neonatal and post-neonatal death rates for 1974 by sex and race. The males had a higher infant death rate than the females (19.8 to 14.9), but the percentages of neonatal and post-neonatal deaths were virtually the same for both sexes. By race, the Negroes and the Indians had a higher percentage of post-neonatal deaths than the whites (40% and 56% to 25%).

CHART 33

NEONATAL AND POST-NEONATAL DEATH RATES,
BY SEX AND BY RACE, OKLAHOMA, 1974

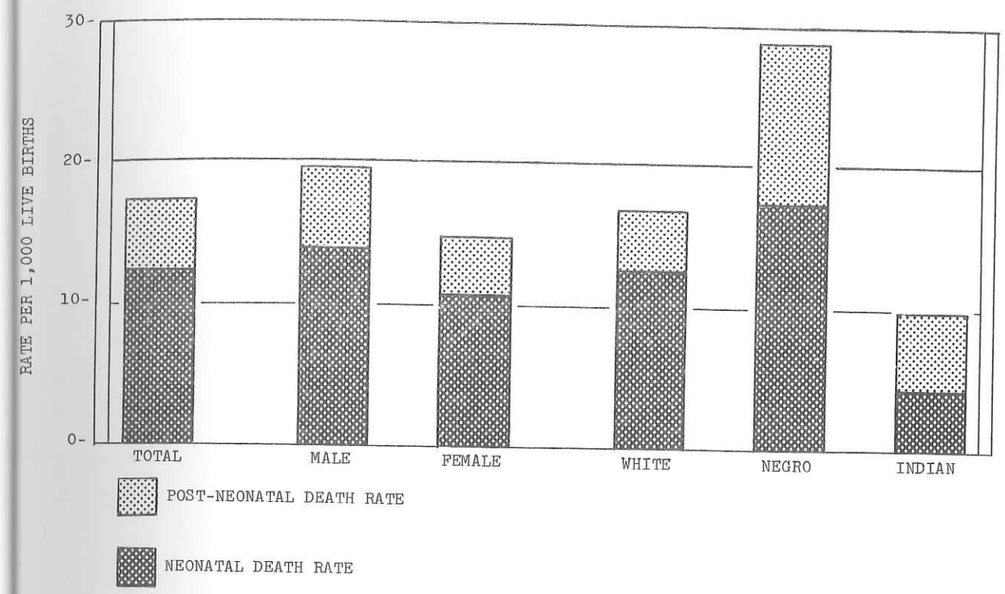

The causes of the 738 infant deaths and 526 neonatal deaths are as follows:

Cause	Infant	Neonatal
Total, all causes	738	526
Certain gastrointestinal diseases	11	3
Influenza and Pneumonia	57	12
Congenital anomalies	116	80
Birth injuries	32	31
Hyaline membrane disease	63	63
Respiratory distress syndrome	72	68
Asphyxia of newborn, unspecified	62	62
Immaturity, unqualified	43	42
Other diseases of early infancy	137	136
All other diseases	145	29

REFERENCE TABLES

Symbols Used in Tables

-	Number or rate is zero
---	Data not available
0.0	Rate is more than zero but less than 0.05
...	Item not applicable

TABLE I

RESIDENT BIRTHS, FETAL DEATHS (STILLBIRTHS), DEATHS AND DEATHS BY 38 SELECTED CAUSES**
NUMBER AND RATE*, OKLAHOMA, 1930-1973

POPULATION	1930		1931		1932		1933	
	2,396,040		2,390,100		2,384,100		2,378,200	
	NUMBER	RATE	NUMBER	RATE	NUMBER	RATE	NUMBER	RATE
Live births	42,505	1774.0	43,269	1,810.3	41,039	1721.4	43,697	1837.4
Physician in hospital	---	...	---	...	---	...	---	...
Physician not in hospital	---	...	---	...	---	...	---	...
Midwife, other, or unknown	---	...	---	...	---	...	---	...
Stillbirths	1,283	29.3	1,057	23.8	1,056	25.1	1,126	25.1
Physician in hospital	---	...	---	...	---	...	---	...
Physician not in hospital	---	...	---	...	---	...	---	...
Midwife, other, or unknown	---	...	---	...	---	...	---	...
Total deaths, all causes	19,646	819.9	18,802	786.7	19,285	808.9	20,309	854.0
Deaths under 1 year	2,581	60.7	2,228	51.5	2,052	50.0	2,466	56.6
Deaths under 1 month	1,381	32.5	1,234	28.5	1,132	27.6	1,291	29.5
Enteritis and other diarrheal diseases (008,009)	783	32.7	495	20.7	439	18.4	692	29.1
Tuberculosis, all forms (010-019)	1,222	51.0	1,232	51.5	1,090	45.7	1,134	47.7
Syphilis and its sequelae (090-097)	73	3.0	70	2.9	73	3.1	73	3.1
Other infective and parasitic diseases (Remainder of 000-136)	139	5.8	145	6.1	151	6.3	136	5.7
Malignant neoplasms (140-209)	1,197	50.0	1,250	52.3	1,365	57.3	1,505	63.3
Diabetes mellitus (250)	147	6.1	166	6.9	196	8.2	180	7.6
Meningitis (320)	57	2.4	50	2.1	49	2.1	52	2.2
Major cardiovascular diseases (390-448)	4,312	180.0	4,479	187.4	4,847	203.3	5,317	223.6
Diseases of heart (390-398, 402, 404, 410-429)	2,538	105.9	2,666	111.5	2,839	119.1	3,161	132.9
Active rheumatic fever and chronic rheumatic heart disease (390-398)	231	9.6	223	9.3	259	10.9	263	11.1
Hypertensive heart disease with or without renal disease (402, 404)	224	9.3	237	9.9	251	10.5	282	11.9
Ischemic heart disease (410-414)	1,728	72.0	1,833	76.7	1,939	81.3	2,182	91.7
Chronic disease of endocardium and other myocardial insufficiency (424-428)	175	7.3	182	7.6	188	7.9	207	8.7
All other forms of heart disease (420-423, 425-427, 429)	180	7.5	191	8.0	202	8.5	227	9.5
Hypertension (400, 401, 403)	87	3.6	135	5.6	126	5.3	142	6.0
Cerebrovascular disease (430-438)	1,471	61.4	1,500	62.8	1,640	68.8	1,732	72.8
Arteriosclerosis (440)	164	6.8	135	5.6	184	7.7	214	9.0
Other diseases of arteries, arterioles, and capillaries (441-448)	52	2.2	43	1.8	58	2.4	68	2.9
Acute bronchitis and bronchiolitis (466)	11	0.5	11	0.5	9	0.4	11	0.5
Influenza and pneumonia (470-474, 480-486)	1,895	79.1	2,219	92.8	2,692	112.9	2,575	108.2
Influenza (470-474)	534	22.3	785	32.8	1,333	55.9	1,087	45.7
Pneumonia (480-486)	1,361	56.8	1,434	60.0	1,359	57.0	1,488	62.5
Bronchitis, emphysema, and asthma (490-493)	127	5.3	122	5.1	103	4.3	122	5.1
Chronic and unqual. bronchitis (490, 491)	63	2.6	59	2.5	49	2.1	57	2.4
Emphysema (492)	8	0.3	8	0.3	7	0.3	8	0.3
Asthma (493)	56	2.3	55	2.3	47	2.0	57	2.4
Peptic ulcer (531-533)	124	5.2	121	5.1	113	4.7	120	5.0
Hernia and intestinal obstr. (550-553, 560)	139	5.8	185	7.7	176	7.4	181	7.6
Cirrhosis of liver (571)	85	3.5	80	3.3	76	3.2	89	3.7
Cholelithiasis, cholecystitis and cholangitis (574, 575)	170	7.1	166	6.9	155	6.5	165	6.9
Nephritis and nephrosis (580-584)	438	18.3	396	16.6	421	17.7	399	16.7
Infections of kidney (590)	40	1.7	45	1.9	40	1.7	44	1.8
Hyperplasia of prostate (600)	109	4.5	123	5.1	109	4.6	120	5.0
Congenital anomalies (740-759)	258	10.8	222	9.3	217	9.1	232	9.7
Certain causes of mortality in early infancy (760-769.2, 769.4-772, 774-778)	952	39.7	822	34.4	802	33.6	858	36.0
Symptoms and ill-defined conditions (780-796)	1,086	45.3	807	33.8	691	29.0	742	31.1
All other diseases (Residual)	4,202	175.4	3,784	158.3	3,617	151.7	3,652	153.2
Accidents (E800-E949)	1,505	62.8	1,221	51.1	1,266	53.1	1,300	54.5
Motor vehicle accidents (E810-E823)	511	21.3	442	18.5	463	19.4	511	21.4
All other accidents (E800-E807, E825-E949)	994	41.5	779	32.6	803	33.7	789	33.1
Suicide (E950-E959)	222	9.3	253	10.6	264	11.1	230	9.6
Homicide (E960-E978)	267	11.1	271	11.3	264	11.1	312	13.1
All other external causes (E980-E999)	86	3.6	67	2.8	70	2.9	68	2.9

*RATE FOR ATTENDANT AT BIRTH IS EQUAL TO THE PERCENT OF TOTAL.
**DEATHS CODED PRIOR TO 1968 ARE ADJUSTED TO THE EIGHTH REVISION ICDA CODES.

TABLE I

RESIDENT BIRTHS, FETAL DEATHS (STILLBIRTHS), DEATHS AND DEATHS BY 38 SELECTED CAUSES**
NUMBER AND RATE*, OKLAHOMA, 1930-1973
(continued)

POPULATION	1934		1935		1936		1937	
	2,372,200		2,366,200		2,360,300		2,354,300	
	NUMBER	RATE	NUMBER	RATE	NUMBER	RATE	NUMBER	RATE
Live births	47,302	1994.0	43,691	1,846.5	41,815	1771.6	41,223	1751.0
Physician in hospital	---	...	---	...	---	...	---	...
Physician not in hospital	---	...	---	...	---	...	---	...
Midwife, other, or unknown	---	...	---	...	---	...	---	...
Stillbirths	1,301	26.8	1,269	28.2	1,182	27.5	1,170	27.6
Physician in hospital	---	...	---	...	---	...	---	...
Physician not in hospital	---	...	---	...	---	...	---	...
Midwife, other, or unknown	---	...	---	...	---	...	---	...
Total deaths, all causes	21,373	901.0	21,091	891.3	23,250	985.0	21,399	908.9
Deaths under 1 year	2,864	60.5	2,384	54.6	2,509	60.0	2,354	57.1
Deaths under 1 month	1,528	32.3	1,277	29.2	1,368	32.7	1,329	32.2
Enteritis and other diarrheal diseases (008, 009)	731	30.8	537	22.7	695	29.4	548	23.3
Tuberculosis, all forms (010-019)	1,089	45.9	1,083	45.8	1,212	51.3	1,163	49.4
Syphilis and its sequelae (090-097)	84	3.5	86	3.6	95	4.0	87	3.7
Other infective and parasitic diseases (Remainder of 000-136)	124	5.2	159	6.7	148	6.3	139	5.9
Malignant neoplasms (140-209)	1,569	66.1	1,517	64.1	1,709	72.4	1,846	78.4
Diabetes mellitus (250)	206	8.7	212	9.0	253	10.7	220	9.3
Meningitis (320)	58	2.4	61	2.6	55	2.3	50	2.1
Major cardiovascular diseases (390-448)	5,341	225.1	5,670	239.6	6,199	262.6	5,777	245.4
Diseases of heart (390-398, 402, 404, 410-429)	3,119	131.5	3,457	146.1	3,824	162.0	3,629	154.1
Active rheumatic fever and chronic rheumatic heart disease (390-398)	256	10.8	260	11.0	284	12.0	248	10.5
Hypertensive heart disease with or without renal disease (402, 404)	279	11.8	313	13.2	347	14.7	332	14.1
Ischemic heart disease (410-414)	2,159	91.0	2,414	102.0	2,678	113.5	2,562	108.8
Chronic disease of endocardium and other myocardial insufficiency (424, 428)	200	8.4	218	9.2	236	10.0	220	9.3
All other forms of heart disease (420-423, 425-427, 429)	225	9.5	252	10.6	279	11.8	267	11.3
Hypertension (400, 401, 403)	155	6.5	161	6.8	168	7.1	110	4.7
Cerebrovascular disease (430-438)	1,757	74.1	1,793	75.8	1,870	79.2	1,738	73.8
Arteriosclerosis (440)	235	9.9	197	8.3	256	10.8	228	9.7
Other diseases of arteries, arterioles, and capillaries (441-448)	75	3.2	62	2.6	81	3.4	72	3.1
Acute bronchitis and bronchiolitis (466)	12	0.5	12	0.5	12	0.5	11	0.5
Influenza and pneumonia (470-474, 480-486)	2,309	97.3	2,661	112.5	3,411	144.5	2,752	116.9
Influenza (470-474)	658	27.7	930	39.3	1,400	59.3	1,184	50.3
Pneumonia (480-486)	1,651	69.6	1,731	73.2	2,011	85.2	1,568	66.6
Bronchitis, emphysema, and asthma (490-493)	128	5.4	126	5.3	127	5.4	111	4.7
Chronic and unqual. bronchitis (490, 491)	59	2.5	57	2.4	56	2.4	48	2.0
Emphysema (492)	9	0.4	9	0.4	9	0.4	8	0.3
Asthma (493)	60	2.5	60	2.5	62	2.6	55	2.3
Peptic ulcer (531-533)	126	5.3	120	5.1	114	4.8	110	4.7
Hernia and intestinal obstr. (550-553, 560)	180	7.6	176	7.4	185	7.8	184	7.8
Cirrhosis of liver (571)	86	3.7	91	3.8	95	4.0	81	3.4
Cholelithiasis, cholecystitis and cholangitis (574, 575)	172	7.3	163	6.9	156	6.6	150	6.4
Nephritis and nephrosis (580-584)	443	18.7	477	20.2	531	22.5	571	24.3
Infections of kidney (590)	71	3.0	60	2.5	71	3.0	45	1.9
Hyperplasia of prostate (600)	193	8.1	163	6.9	194	8.2	124	5.3
Congenital anomalies (740-759)	293	12.4	235	9.9	256	10.8	261	11.1
Certain causes of mortality in early infancy (760-769.2, 769.4-772, 774-778)	1,081	45.6	868	36.7	946	40.1	963	40.9
Symptoms and ill-defined conditions (780-796)	799	33.7	729	30.8	786	33.3	865	36.7
All other diseases (Residual)	4,214	177.6	3,775	159.5	3,723	157.7	3,415	145.1
Accidents (E800-E949)	1,470	62.0	1,570	66.4	1,737	73.6	1,434	60.9
Motor vehicle accidents (E810-E823)	613	25.8	683	28.9	656	27.8	632	26.8
All other accidents (E800-E807, E825-E949)	857	36.1	887	37.5	1,081	45.8	802	34.1
Suicide (E950-E959)	214	9.0	240	10.1	225	9.5	254	10.8
Homicide (E960-E978)	304	12.4	224	9.5	222	9.4	169	7.2
All other external causes (E980-E999)	74	3.1	76	3.2	93	3.9	69	2.9

*RATE FOR ATTENDANT AT BIRTH OR STILLBIRTH IS EQUAL TO THE PERCENT OF TOTAL.
**DEATHS CODED PRIOR TO 1968 ARE ADJUSTED TO THE EIGHTH REVISION ICDA CODES.

TABLE I

RESIDENT BIRTHS, FETAL DEATHS (STILLBIRTHS), DEATHS AND DEATHS BY 38 SELECTED CAUSES**
NUMBER AND RATE*, OKLAHOMA, 1930-1973
(continued)

	1938		1939		1940		1941	
POPULATION	2,348,400		2,342,400		2,336,434		2,326,100	
	NUMBER	RATE	NUMBER	RATE	NUMBER	RATE	NUMBER	RATE
Live births	44,190	1,881.7	42,760	1,825.5	44,258	1894.3	45,313	1948.0
Physician in hospital	---	...	---	...	17,740	40.1	20,999	46.3
Physician not in hospital	---	...	---	...	25,216	57.0	22,677	50.0
Midwife, other, or unknown	---	...	---	...	1,302	2.9	1,637	3.6
Stillbirths	1,215	26.8	1,277	29.0	1,298	28.5	1,252	26.9
Physician in hospital	---	...	---	...	583	44.9	553	44.2
Physician not in hospital	---	...	---	...	661	50.9	648	51.8
Midwife, other, or unknown	---	...	---	...	54	4.2	51	4.1
Total deaths, all causes	20,422	869.6	20,657	881.9	20,618	882.5	20,097	864.0
Deaths under 1 year	2,202	49.8	2,187	51.1	2,236	50.5	2,181	48.1
Deaths under 1 month	1,285	29.1	1,377	32.2	1,319	29.8	1,377	30.4
Enteritis and other diarrheal diseases (008, 009)	411	17.5	454	19.4	419	17.9	237	10.2
Tuberculosis, all forms (010-019)	1,054	44.9	1,006	42.9	1,054	45.1	996	42.8
Syphilis and its sequelae (090-097)	99	4.2	90	3.8	88	3.8	75	3.2
Other infective and parasitic diseases (Remainder of 000-136)	138	5.9	156	6.7	138	5.9	126	5.4
Malignant neoplasms (140-209)	1,816	77.3	1,863	79.5	1,962	84.0	1,960	84.3
Diabetes mellitus (250)	232	9.9	232	9.9	228	9.8	235	10.1
Meningitis (320)	45	1.9	43	1.8	56	2.4	43	1.8
Major cardiovascular diseases (390-448)	5,970	254.2	6,491	277.1	6,731	288.1	6,934	298.1
Diseases of heart (390-398, 402, 404, 410-429)	3.751	159.7	3.871	165.3	4,255	182.1	4,636	199.3
Active rheumatic fever and chronic rheumatic heart disease (390-398)	261	11.1	282	12.0	335	14.3	343	14.7
Hypertensive heart disease with or without renal disease (402, 404)	343	14.6	353	15.1	387	16.6	424	18.2
Ischemic heart disease (410-414)	2,649	112.8	2,729	116.5	2,985	127.8	3,275	140.8
Chronic disease of endocardium and other myocardial insufficiency (424, 428)	222	9.5	223	9.5	237	10.1	253	10.9
All other forms of heart disease (420-423, 425-427, 429)	276	11.8	284	12.1	311	13.3	341	14.7
Hypertension (400, 401, 403)	97	4.1	161	6.9	181	7.7	119	5.1
Cerebrovascular disease (430-438)	1,807	76.9	2,066	88.2	1,986	85.0	1,904	81.8
Arteriosclerosis (440)	239	10.2	299	12.8	235	10.1	209	9.0
Other diseases of arteries, arterioles, and capillaries (441-448)	76	3.2	94	4.0	74	3.2	66	2.8
Acute bronchitis and bronchiolitis (466)	11	0.5	11	0.5	10	0.4	10	0.4
Influenza and pneumonia (470-474, 480-486)	1,816	77.3	1,821	77.7	1,889	80.8	1,636	70.3
Influenza (470-474)	522	22.2	615	26.3	708	30.3	650	27.9
Pneumonia (480-486)	1,294	55.1	1,206	51.5	1,181	50.5	986	42.4
Bronchitis, emphysema, and asthma (490-493)	112	4.8	115	4.9	100	4.3	94	4.0
Chronic and unqual. Bronchitis (490, 491)	48	2.0	48	2.0	41	1.8	37	1.6
Emphysema (492)	8	0.3	8	0.3	7	0.3	7	0.3
Asthma (493)	56	2.4	59	2.5	52	2.2	50	2.1
Peptic ulcer (531-533)	107	4.6	128	5.5	95	4.1	87	3.7
Hernia and intestinal obstr. (550-553, 560)	170	7.2	179	7.6	185	7.9	154	6.6
Cirrhosis of liver (571)	79	3.4	86	3.7	99	4.2	79	3.4
Cholelithiasis, cholecystitis and cholangitis (574, 575)	147	6.3	175	7.5	130	5.6	119	5.1
Nephritis and nephrosis (580-584)	535	22.8	459	19.6	531	22.7	476	20.4
Infections of kidney (590)	41	1.7	52	2.2	51	2.2	50	2.1
Hyperplasia of prostate (600)	113	4.8	142	6.1	139	5.9	136	5.8
Congenital anomalies (740-759)	252	10.7	265	11.3	277	11.9	295	12.6
Certain causes of mortality in early infancy (760-769.2, 769.4-772, 774-778)	931	39.6	980	41.8	1,022	43.7	1,088	46.8
Symptoms and ill-defined conditions (780-796)	939	40.0	977	41.7	971	41.6	887	38.1
All other diseases (Residual)	3,435	146.3	3,121	133.2	2,828	121.0	2,662	114.4
Accidents (E800-E949)	1,466	62.4	1,355	57.8	1,214	52.0	1,313	56.4
Motor vehicle accidents (E810-E823)	588	25.0	518	22.1	473	20.2	510	21.9
All other accidents (E800-E807, E825-E949)	878	37.4	837	35.7	741	31.7	803	34.5
Suicide (E950-E959)	252	10.7	211	9.0	188	8.0	198	8.5
Homicide (E960-E978)	175	7.5	172	7.3	149	6.4	137	5.9
All other external causes (E980-E999)	76	3.2	73	3.1	64	2.7	70	3.0

*RATE FOR ATTENDANT AT BIRTH OR STILLBIRTH IS EQUAL TO THE PERCENT OF TOTAL.
**DEATHS CODED PRIOR TO 1968 ARE ADJUSTED TO THE EIGHTH REVISION ICDA CODES.

TABLE I

RESIDENT BIRTHS, FETAL DEATHS (STILLBIRTHS), DEATHS AND DEATHS BY 38 SELECTED CAUSES**
NUMBER AND RATE*, OKLAHOMA, 1930-1973
(continued)

	1942		1943		1944		1945	
POPULATION	2,315,800		2,305,500		2,295,200		2,284,900	
	NUMBER	RATE	NUMBER	RATE	NUMBER	RATE	NUMBER	RATE
Live births	45,277	1,955.1	47,800	2,073.3	46,885	2,042.7	43,405	1,899.6
Physician in hospital	24,812	54.8	29,180	61.0	31,580	67.4	39,194	71.9
Physician not in hospital	18,985	41.9	17,064	35.7	13,510	28.8	10,729	24.7
Midwife, other, or unknown	1,480	3.3	1,556	3.3	1,795	3.8	1,482	3.4
Stillbirths	911	19.7	928	19.0	964	20.1	1,097	24.7
Physician in hospital	511	56.1	575	62.0	631	65.5	730	66.5
Physician not in hospital	383	42.0	311	33.5	313	32.5	339	30.9
Midwife, other, or unknown	17	1.9	42	4.5	20	2.1	28	2.6
Total deaths, all causes	18,985	819.8	19,765	857.3	18,796	818.9	18,731	819.8
Deaths under 1 year	1,901	42.0	2,071	43.3	1,874	40.0	1,727	39.8
Deaths under 1 month	1,156	25.5	1,273	26.6	1,131	24.1	1,100	25.3
Enteritis and other diarrheal diseases (008, 009)	267	11.5	277	12.0	288	12.5	211	9.2
Tuberculosis, all forms (010-019)	912	39.4	870	37.7	836	36.4	771	33.7
Syphilis and its sequelae (090-097)	57	2.5	70	3.0	61	2.7	58	2.5
Other infective and parasitic diseases (Remainder of 000-136)	96	4.1	115	5.0	85	3.7	90	3.9
Malignant neoplasms (140-209)	1,967	84.9	1,958	84.9	2,054	89.5	2,212	96.8
Diabetes mellitus (250)	230	9.9	263	11.4	224	9.8	245	10.7
Meningitis (320)	41	1.8	38	1.6	39	1.7	21	0.9
Major cardiovascular diseases (390-448)	6,962	300.6	7,467	323.9	7,096	309.2	7,208	315.5
Diseases of heart (390-398, 402, 404, 410-429)	4,518	195.1	4,768	206.8	4,631	201.8	4,605	201.5
Active rheumatic fever and chronic rheumatic heart disease (390-398)	330	14.2	351	15.2	339	14.8	287	12.6
Hypertensive heart disease with or without renal disease (402, 404)	414	17.9	438	19.0	426	18.6	429	18.8
Ischemic heart disease (410-414)	3,200	138.2	3,381	146.6	3,291	143.4	3,316	145.1
Chronic disease of endocardium and other myocardial insufficiency (424, 428)	240	10.4	246	10.7	232	10.1	227	9.9
All other forms of heart disease (420-423, 425-427, 429)	334	14.4	352	15.3	343	14.9	346	15.1
Hypertension (400, 401, 403)	123	5.3	203	8.8	200	8.7	271	11.9
Cerebrovascular disease (430-438)	2,017	87.1	2,142	92.9	1,948	84.9	2,006	87.8
Arteriosclerosis (440)	231	10.0	269	11.7	241	10.5	247	10.8
Other diseases of arteries, arterioles, and capillaries (441-448)	73	3.2	85	3.7	76	3.3	79	3.5
Acute bronchitis and bronchiolitis (466)	10	0.4	11	0.5	12	0.5	12	0.5
Influenza and pneumonia (470-474, 480-486)	1,137	49.1	1,224	53.1	1,225	53.4	1,023	44.8
Influenza (470-474)	285	12.3	356	15.4	424	18.5	270	11.8
Pneumonia (480-486)	852	36.8	868	37.6	801	34.9	753	33.0
Bronchitis, emphysema, and asthma (490-493)	99	4.3	103	4.5	121	5.3	98	4.3
Chronic and unqual. bronchitis (490, 491)	38	1.6	38	1.6	40	1.7	37	1.6
Emphysema (492)	8	0.3	8	0.3	9	0.4	9	0.4
Asthma (493)	53	2.3	57	2.5	72	3.1	52	2.3
Peptic ulcer (531-533)	90	3.9	87	3.8	104	4.5	68	3.0
Hernia and intestinal obstr. (550-553, 560)	143	6.2	147	6.4	149	6.5	162	7.1
Cirrhosis of liver (571)	85	3.7	95	4.1	70	3.0	84	3.7
Cholelithaisis, cholecystitis and cholangitis (574, 575)	124	5.4	119	5.2	130	5.7	117	5.1
Nephritis and nephrosis (580-584)	420	18.1	455	19.7	415	18.1	403	17.6
Infections of kidney (590)	47	2.0	44	1.9	47	2.0	41	1.8
Hyperplasia of prostate (600)	128	5.5	120	5.2	125	5.4	116	5.1
Congenital anomalies (740-759)	237	10.2	271	11.8	250	10.9	213	9.3
Certain causes of mortality in early infancy (760-769.2, 769.4-772, 774-778)	874	37.7	1,000	43.4	924	40.3	844	36.9
Symptoms and ill-defined conditions (780-796)	931	40.2	1,049	45.5	477	20.8	813	35.6
All other diseases (Residual)	2,468	106.6	2,410	104.5	2,538	110.6	2,181	95.5
Accidents (E800-E949)	1,289	55.7	1,246	54.0	1,216	53.0	1,376	60.2
Motor vehicle accidents (E810-E823)	342	14.8	293	12.7	329	14.3	428	18.7
All other accidents (E800-E807, E825-E949)	947	40.9	953	41.3	887	38.6	948	41.5
Suicide (E950-E959)	161	7.0	144	6.2	142	6.2	147	6.4
Homicide (E960-E978)	129	5.6	100	4.3	92	4.0	135	5.9
All other external causes (E980-E999)	81	3.5	82	3.6	76	3.3	82	3.6

*RATE FOR ATTENDANT AT BIRTH OR STILLBIRTH IS EQUAL TO THE PERCENT OF TOTAL.
**DEATHS CODED PRIOR TO 1968 ARE ADJUSTED TO THE EIGHTH REVISION ICDA CODES.

TABLE I

RESIDENT BIRTHS, FETAL DEATHS (STILLBIRTHS), DEATHS AND DEATHS BY 38 SELECTED CAUSES**

NUMBER AND RATE*, OKLAHOMA, 1930-1973
(continued)

POPULATION	1946		1947		1948		1949	
	2,274,600		2,264,300		2,254,000		2,243,700	
	NUMBER	RATE	NUMBER	RATE	NUMBER	RATE	NUMBER	RATE
Live births	50,043	2,200.1	52,691	2,327.0	50,428	2,237.3	49,971	2,227.2
Physician in hospital	38,786	77.5	41,424	78.6	40,545	80.4	41,078	82.2
Physician not in hospital	9,752	19.5	9,832	18.7	8,426	16.7	7,507	15.0
Midwife, other, or unknown	1,505	3.0	1,435	2.7	1,457	2.9	1,386	2.8
Stillbirths	1,093	21.4	1,043	19.4	914	17.8	860	16.9
Physician in hospital	789	72.2	756	72.5	702	76.8	655	76.2
Physician not in hospital	273	25.0	254	24.4	179	19.6	167	19.4
Midwife, other, or unknown	31	2.8	33	3.2	33	3.6	38	4.4
Total deaths, all causes	18,420	809.8	19,101	843.6	19,074	846.2	19,346	862.2
Deaths under 1 year	1,641	32.8	1,716	32.6	1,721	34.1	1,529	30.6
Deaths under 1 month	1,135	22.7	1,190	22.6	1,184	23.5	1,090	21.8
Enteritis and other diarrheal diseases (008, 009)	108	4.7	112	4.9	149	6.6	137	6.1
Tuberculosis, all forms (010-019)	660	29.0	663	29.3	583	25.9	514	22.9
Syphilis and its sequelae (090-097)	64	2.8	59	2.6	54	2.4	47	2.1
Other infective and parasitic diseases (Remainder of 000-136)	102	4.5	93	4.1	78	3.5	78	3.9
Malignant neoplasms (140-209)	2,224	97.8	2,354	104.0	2,490	110.5	2,558	114.0
Diabetes mellitus (250)	237	10.4	243	10.7	270	12.0	305	13.6
Meningitis (320)	23	1.0	28	1.2	26	1.2	31	1.4
Major cardiovascular diseases (390-448)	7,495	329.5	7,980	352.4	8,161	362.1	8,533	380.3
Diseases of heart (390-398, 402, 404, 410-429)	4,831	212.4	5,215	230.3	5.456	242.1	5,656	252.1
Active rheumatic fever and chronic rheumatic heart disease (390-398)	286	12.6	237	10.5	257	11.4	260	11.6
Hypertensive heart disease with or without renal disease (402, 404)	453	19.9	497	21.9	520	23.1	540	24.1
Ischemic heart disease (410-414)	3,497	153.7	3,836	169.4	4,013	178.0	4,173	186.0
Chronic disease of endocardium and other myocardial insufficiency (424, 428)	231	10.2	245	10.8	248	11.0	248	11.1
All other forms of heart disease (420-423, 425-427, 429)	364	16.0	400	17.7	418	18.5	435	19.4
Hypertension (400, 401, 403)	245	10.8	293	12.9	248	11.0	258	11.5
Cerebrovascular disease (430-438)	2,090	91.9	2,118	93.5	2,114	93.8	2,204	98.2
Arteriosclerosis (440)	250	11.0	269	11.9	260	11.5	315	14.0
Other diseases of arteries and arterioles, and capillaries (441-448)	79	3.5	85	3.8	83	3.7	100	4.4
Acute bronchitis and bronchiolitis (466)	12	0.5	13	0.6	11	0.5	11	0.5
Influenza and pneumonia (470-474, 480-486)	896	39.4	928	41.0	773	34.3	652	29.0
Influenza (470-474)	228	10.0	243	10.7	143	6.3	91	4.0
Pneumonia (480-486)	668	29.4	685	30.3	630	28.0	561	25.0
Bronchitis, emphysema, and asthma (490-493)	87	3.8	94	4.2	86	3.8	83	3.7
Chronic and unqual. bronchitis (490, 491)	29	1.3	31	1.4	32	1.4	27	1.2
Emphysema (492)	9	0.4	9	0.4	8	0.4	8	0.4
Asthma (493)	49	2.2	54	2.4	46	2.0	48	2.1
Peptic ulcer (531-533)	79	3.5	89	3.9	71	3.1	89	4.0
Hernia and intestinal obstr. (550-553, 560)	133	5.8	125	5.5	113	5.0	125	5.6
Cirrhosis of liver (571)	109	4.8	94	4.2	127	5.6	118	5.3
Cholelithiasis, cholecystitis and cholangitis (574, 575)	107	4.7	109	4.8	91	4.0	104	4.6
Nephritis and nephrosis (580-584)	369	16.2	366	16.2	374	16.6	386	17.2
Infections of kidney (590)	35	1.5	40	1.8	46	2.0	46	2.0
Hyperplasia of prostate (600)	123	5.4	110	4.9	120	5.3	115	5.1
Congenital anomalies (740-759)	267	11.7	263	11.6	235	10.4	244	10.8
Certain causes of mortality in early infancy (760-769.2, 769.4-772, 774-778)	929	40.8	933	41.2	957	42.5	888	39.4
Symptoms and ill-defined conditions (780-796)	694	30.5	713	31.5	657	29.1	580	25.8
All other diseases (Residual)	1,958	86.1	1,893	83.6	1,897	84.2	1,919	85.2
Accidents (E800-E949)	1,354	59.5	1,433	63.3	1,341	59.5	1,408	62.5
Motor vehicle accidents (E810-E823)	530	23.3	526	23.2	539	23.9	549	24.4
All other accidents (E800-E807, E825-E949)	824	36.2	907	40.1	802	35.6	859	38.1
Suicide (E950-E959)	156	6.9	137	6.1	169	7.5	172	7.6
Homicide (E960-E978)	128	5.6	150	6.6	126	5.6	129	5.7
All other external causes (E980-E999)	71	3.1	79	3.5	69	3.1	74	3.3

*RATE FOR ATTENDANT AT BIRTH OR STILLBIRTH IS EQUAL TO THE PERCENT OF TOTAL.
**DEATHS CODED PRIOR TO 1968 ARE ADJUSTED TO THE EIGHTH REVISION ICDA CODES.

TABLE I

RESIDENT BIRTHS, FETAL DEATHS (STILLBIRTHS), DEATHS AND DEATHS BY 38 SELECTED CAUSES**

NUMBER AND RATE*, OKLAHOMA 1930-1973
(continued)

POPULATION	1950		1951		1952		1953	
	2,233,351		2,242,800		2,252,300		2,261,800	
	NUMBER	RATE	NUMBER	RATE	NUMBER	RATE	NUMBER	RATE
Live births	50,472	2,259.9	50,597	2,256.0	50,146	2,226.4	51,275	2,267.0
Physician in hospital	42,543	84.3	43,971	86.9	44,796	89.3	46,633	90.9
Physician not in hospital	6,567	13.0	5,466	10.8	4,300	8.6	3,567	7.0
Midwife, other, or unknown	1,362	2.7	1,160	2.3	1,050	2.1	1,075	2.1
Stillbirths	825	16.1	764	14.9	767	15.1	817	15.7
Physician in hospital	669	81.1	662	86.6	650	84.7	685	83.8
Physician not in hospital	124	15.0	82	10.7	98	12.8	110	13.5
Midwife, other, or unknown	32	3.9	20	2.6	19	2.5	22	2.7
Total deaths, all causes	19,431	870.0	20,082	895.4	19,645	872.2	19,820	876.3
Deaths under 1 year	1,509	29.9	1,560	30.8	1,441	28.7	1,466	28.6
Deaths under 1 month	1,067	21.1	1,120	22.2	1,033	20.6	1,025	20.0
Enteritis and other diarrheal diseases (008, 009)	100	4.5	81	3.6	105	4.7	96	4.2
Tuberculosis, all forms (010-019)	487	21.8	411	18.3	310	13.8	241	10.7
Syphilis and its sequelae (090-097)	42	1.9	39	1.7	33	1.5	32	1.4
Other infective and parasitic diseases (Remainder of 000-136)	85	3.8	86	3.8	86	3.8	83	3.7
Malignant neoplasms (140-209)	2,682	120.1	2,843	126.8	3,040	135.0	2,939	129.9
Diabetes mellitus (250)	315	14.1	319	14.2	307	13.6	348	15.4
Meningitis (320)	25	1.1	25	1.1	39	1.7	29	1.3
Major cardiovascular diseases (390-448)	8,820	394.9	9,340	416.4	9,103	404.2	9,267	409.7
Diseases of heart (390-398, 402, 404, 410- 429)	5,849	261.9	6,077	271.0	6,015	267.1	6,080	268.8
Active rheumatic fever and chronic rheumatic heart disease (390-398)	245	11.0	254	11.3	230	10.2	175	7.7
Hypertensive heart disease with or without renal disease (402, 404)	518	23.2	513	22.9	473	21.0	436	19.3
Ischemic heart disease (410-414)	4,290	192.1	4,571	203.8	4,679	207.7	4,774	211.1
Chronic disease of endocardium and other myocardial insufficiency (424, 428)	246	11.0	237	10.6	213	9.5	207	9.2
All other forms of heart disease (420-423, 425-427, 429)	550	24.6	502	22.4	420	18.6	488	21.6
Hypertension (400, 401, 403)	257	11.5	230	10.3	213	9.5	235	10.4
Cerebrovascular disease (430-438)	2,253	100.9	2,544	113.4	2,450	108.8	2,473	109.3
Arteriosclerosis (440)	350	15.7	390	17.4	337	15.0	370	16.4
Other diseases of arteries, arterioles, and capillaries (441-448)	111	5.0	99	4.4	88	3.9	109	4.8
Acute bronchitis and bronchiolitis (466)	8	0.4	5	0.2	11	0.5	11	0.5
Influenza and pneumonia (470-474, 480-486)	813	36.4	635	28.3	703	31.2	863	38.2
Influenza (470-474)	212	9.5	116	5.2	150	6.7	265	11.7
Pneumonia (480-486)	601	26.9	519	23.1	553	24.6	598	26.4
Bronchitis, emphysema, and asthma (490-493)	104	4.7	89	4.0	97	4.3	118	5.2
Chronic and unqual. bronchitis (490, 491)	35	1.6	29	1.3	34	1.5	29	1.3
Emphysema (492)	13	0.6	13	0.6	16	0.7	23	1.0
Asthma (493)	56	2.5	47	2.1	47	2.1	66	2.9
Peptic ulcer (531-533)	111	5.0	94	4.2	99	4.4	98	4.3
Hernia and intestinal obstr. (550-553, 560)	110	4.9	112	5.0	95	4.2	93	4.1
Cirrhosis of liver (571)	142	6.4	152	6.8	128	5.7	133	5.9
Cholelithiasis, cholecystitis and cholangitis (574, 575)	80	3.6	80	3.6	79	3.5	73	3.2
Nephritis and nephrosis (580-584)	348	15.6	348	15.5	305	13.5	291	12.9
Infections of kidney (590)	37	1.7	44	2.0	48	2.1	41	1.8
Hyperplasia of prostate (600)	134	6.0	129	5.8	111	4.9	108	4.8
Congenital anomalies (740-759)	245	11.0	275	12.3	244	10.8	246	10.9
Certain causes of mortality in early infancy (760-769.2, 769.4-772, 774-778)	903	40.4	891	39.7	832	36.9	860	38.0
Symptoms and ill-defined conditions (780-796)	512	22.9	537	23.9	499	22.2	609	26.9
All other diseases (Residual)	1,664	74.5	1,749	78.0	1,588	70.5	1,483	65.6
Accidents (E800-E949)	1,298	58.1	1,432	63.8	1,425	63.3	1,383	61.1
Motor vehicle accidents (E810-E823)	521	23.3	576	25.7	615	27.3	606	26.8
All other accidents (E800-E807, E825-E949)	777	34.8	856	38.2	810	36.0	777	34.4
Suicide (E950-E959)	185	8.3	176	7.8	163	7.2	186	8.2
Homicide (E960-E978)	114	5.1	116	5.2	126	5.6	122	5.4
All other external causes (E980-E999)	67	3.0	74	3.3	69	3.1	67	3.0

*RATE FOR ATTENDANT AT BIRTH OR STILLBIRTH IS EQUAL TO THE PERCENT OF TOTAL.
**DEATHS CODED PRIOR TO 1968 ARE ADJUSTED TO THE EIGHTH REVISION ICDA CODES.

TABLE I

RASIDENT BIRTHS, FETAL DEATHS (STILLBIRTHS), DEATHS AND DEATHS BY 38 SELECTED CAUSES**
NUMBER AND RATE*, OKLAHOMA, 1930-1973
(continued)

POPULATION	1954		1955		1956		1957	
	2,271,300		2,280,800		2,290,300		2,299,800	
	NUMBER	RATE	NUMBER	RATE	NUMBER	RATE	NUMBER	RATE
Live births	51,457	2,265.5	50,636	2,220.1	51,894	2,265.8	51,349	2,232.
Physician in hospital	47,259	91.8	47,262	93.3	48,980	94.4	48,929	95.
Physician not in hospital	3,289	6.4	2,594	5.1	2,222	4.3	1,765	3.
Midwife, other, or unknown	909	1.8	780	1.5	692	1.3	655	1.
Stillbirths	787	15.1	732	14.3	720	13.7	665	12.
Physician in hospital	696	88.4	660	90.2	659	91.5	614	92.
Physician not in hospital	71	9.0	55	7.5	48	6.7	36	5.
Midwife, other, or unknown	20	2.5	17	2.3	13	1.8	15	2.
Total deaths, all causes	20,121	885.9	19,705	864.0	20,954	914.9	21,568	937.
Deaths under 1 year	1,394	27.1	1,338	26.4	1,376	26.5	1,307	25.
Deaths under 1 month	1,011	19.6	1,006	19.9	971	18.7	934	18.
Enteritis and other diarrheal diseases (008, 009)	103	4.5	77	3.4	84	3.7	111	4.
Tuberculosis, all forms (010-019)	228	10.0	181	7.9	189	8.3	155	6.
Syphilis and its sequelae (090-097)	31	1.4	16	0.7	17	0.7	22	1.
Other infective and parasitic diseases (Remainder of 000-136)	102	4.5	99	4.3	106	4.6	119	5.
Malignant neoplasms (140-209)	3,043	134.0	3,122	136.9	3,232	141.1	3,307	143.
Diabetes mellitus (250)	323	14.2	322	14.1	289	12.6	323	14.
Meningitis (320)	12	0.5	17	0.7	20	0.9	15	0.
Major cardiovascular diseases (390-448)	9,667	425.6	9,636	422.5	10,524	459.5	10,697	465.
Diseases of heart (390-398, 402, 404, 410-429)	6,305	277.6	6,521	285.9	6,924	302.3	7,101	308.
Active rheumatic fever and chronic rheumatic heart disease (390-398)	204	9.0	201	8.8	182	7.9	183	8.
Hypertensive heart disease with or without renal disease (402, 404)	476	21.0	417	18.3	429	18.7	422	18.
Ischemic heart disease (410-414)	4,953	218.1	5,236	229.6	5,649	246.6	5,865	255.
Chronic disease of endocardium and other myocardial insufficiency (424, 428)	184	8.1	209	9.2	198	8.6	183	8.
All other forms of heart disease (420-423, 425-427, 429)	488	21.5	458	20.1	466	20.3	448	19.
Hypertension (400, 401, 403)	212	9.3	183	8.0	216	9.4	201	8.
Cerebrovascular disease (430-438)	2,616	115.2	2,404	105.4	2,780	121.4	2,804	121
Arteriosclerosis (440)	420	18.5	433	19.0	436	19.0	427	18
Other diseases of arteries, arterioles, and capillaries (441-448)	114	5.0	95	4.2	168	7.3	164	7
Acute bronchitis and bronchiolitis (466)	12	0.5	11	0.5	15	0.7	11	0
Influenza and pneumonia (470-474, 480-486)	599	26.4	600	26.3	637	27.8	821	35
Influenza (470-474)	59	2.6	62	2.7	41	1.8	172	7
Pneumonia (480-486)	540	23.8	538	23.6	596	26.0	649	28
Bronchitis, emphysema, and asthma (490-493)	96	4.2	105	4.6	155	6.8	164	7
Chronic and unqual. bronchitis (490, 491)	22	1.0	8	0.4	37	1.6	29	1
Emphysema (492)	28	1.2	51	2.2	58	2.5	84	3
Asthma (493)	46	2.0	46	2.0	60	2.6	51	2
Peptic ulcer (531-533)	90	4.0	128	5.6	120	5.2	127	5
Hernia and intestinal obstr. (550-553, 560)	115	5.1	91	4.0	109	4.8	100	4
Cirrhosis of liver (571)	154	6.8	132	5.8	141	6.2	167	7
Cholelithiasis, cholecystitis and cholangitis (574, 575)	73	3.2	107	4.7	82	3.6	75	3
Nephritis and nephrosis (580-584)	288	12.7	209	9.2	244	10.7	242	10
Infections of kidney (590)	52	2.3	64	2.8	68	3.0	66	3
Hyperplasia of prostate (600)	103	4.5	107	4.7	95	4.1	83	3
Congenital anomalies (740-759)	240	10.6	251	11.0	273	11.9	236	10
Certain causes of mortality in early infancy (760-769.2, 769.4-772, 774-778)	829	36.5	821	36.0	768	33.5	746	32
Symptoms and ill-defined conditions (780-796)	631	27.8	553	24.2	684	29.9	787	34
All other diseases (Residual)	1,561	68.7	1,325	58.1	1,340	58.5	1,371	59
Accidents (E800-E949)	1,434	63.1	1,359	59.6	1,430	62.4	1,480	64
Motor vehicle accidents (E810-E823)	607	26.7	621	27.2	689	30.1	722	31
All other accidents (E800-E807, E825-E949)	827	36.4	738	32.4	741	32.4	758	33
Suicide (E950-E959)	159	7.0	205	9.0	163	7.1	176	
Homicide (E960-E978)	104	4.6	103	4.5	105	4.6	102	
All other external cuases (E980-E999)	72	3.2	64	2.8	64	2.8	65	

*RATE FOR ATTENDANT AT BIRTH OR STILLBIRTH IS EQUAL TO THE PERCENT OF TOTAL.
**DEATHS CODED PRIOR TO 1968 ARE ADJUSTED TO THE EIGHTH REVISION ICDA CODES.

TABLE I

RESIDENT BIRTHS, FETAL DEATHS (STILLBIRTHS), DEATHS AND DEATHS BY 38 SELECTED CAUSES**
NUMBER AND RATE*, OKLAHOMA, 1930-1973
(continued)

POPULATION	1958		1959		1960		1961	
	2,309,300		2,318,800		2,328,284		2,351,400	
	NUMBER	RATE	NUMBER	RATE	NUMBER	RATE	NUMBER	RATE
Live births	50,552	2,189.1	51,141	2,205.5	50,900	2,186.2	50,859	2,162.9
Physician in hospital	48,472	95.9	49,311	96.4	49,318	96.9	49,422	97.2
Physician not in hospital	1,468	2.9	1,262	2.5	1,087	2.1	1,007	2.0
Midwife, other, or unknown	612	1.2	568	1.1	495	1.0	430	0.8
Stillbirths	671	13.1	684	13.2	684	13.3	643	12.5
Physician in hospital	627	93.4	628	91.8	655	95.8	603	93.8
Physician not in hospital	35	5.2	42	6.1	20	2.9	36	5.6
Midwife, other, or unknown	9	1.3	14	2.0	9	1.3	4	0.6
Total deaths, all causes	21,812	944.5	21,996	948.6	22,932	984.9	22,973	977.0
Deaths under 1 year	1,373	27.2	1,235	24.1	1,297	25.5	1,226	24.1
Deaths under 1 month	1,008	19.9	887	17.3	939	18.4	882	17.3
Enteritis and other diarrheal diseases (008, 009)	65	2.8	85	3.7	85	3.7	82	3.5
Tuberculosis, all forms (010-019)	160	6.9	133	5.7	157	6.7	130	5.5
Syphilis and its sequelae (090-097)	14	0.6	19	0.8	13	0.6	11	0.5
Other infective and parasitic diseases (Remainder of 000-136)	100	4.3	113	4.9	119	5.1	117	5.0
Malignant neoplasms (140-209)	3,223	139.6	3,418	147.4	3,463	148.7	3,600	153.1
Diabetes mellitus (250)	278	12.0	345	14.9	399	17.1	380	16.2
Meningitis (320)	29	1.3	15	0.6	22	0.9	30	1.3
Major cardiovascular diseases (390-448)	10,882	471.2	11,012	474.9	11,348	487.4	11,639	495.0
Diseases of heart (390-398, 402, 404, 410-429)	7,299	316.1	7,318	315.6	7,522	323.1	7,944	337.8
Active rheumatic fever and chronic rheumatic heart disease (390-398)	188	8.1	179	7.7	152	6.5	134	5.7
Hypertensive heart disease with or without renal disease (402, 404)	371	16.1	356	15.4	362	15.5	337	14.3
Ischemic heart disease (410-414)	6,086	263.5	6,157	265.5	6,367	273.5	6,821	290.1
Chronic disease of endocardium and other myocardial insufficiency (424, 428)	161	7.0	174	7.5	162	7.0	172	7.3
All other forms of heart disease (420-423, 425-427, 429)	493	21.3	452	19.5	479	20.6	480	20.4
Hypertension (400, 401, 403)	192	8.3	188	8.1	155	6.7	161	6.8
Cerebrovascular disease (430-438)	2,845	123.2	2,928	126.3	3,040	130.6	2,908	123.7
Arteriosclerosis (440)	393	17.0	397	17.1	443	19.0	422	17.9
Other diseases of arteries, arterioles, and capillaries (441-448)	153	6.6	181	7.8	188	8.1	204	8.7
Acute bronchitis and bronchiolitis (466)	26	1.1	15	0.6	26	1.1	15	0.6
Influenza and pneumonia (470-474, 480-486)	748	32.4	628	27.1	817	35.1	601	25.6
Influenza (470-474)	90	3.9	48	2.1	126	5.4	35	1.5
Pneumonia (480-486)	658	28.5	580	25.0	691	29.7	566	24.1
Bronchitis, emphysema, and asthma (490-493)	171	7.4	216	9.3	219	9.4	256	10.9
Chronic and unqual. bronchitis (490, 491)	21	0.9	27	1.2	41	1.8	29	1.2
Emphysema (492)	99	4.3	127	5.5	112	4.8	182	7.7
Asthma (493)	51	2.2	62	2.7	66	2.8	45	1.9
Peptic ulcer (531-533)	127	5.5	117	5.0	125	5.4	151	6.4
Hernia and intestinal obstr. (550-553, 560)	116	5.0	126	5.4	90	3.9	100	4.3
Cirrhosis of liver (571)	177	7.7	146	6.3	182	7.8	186	7.9
Cholelithiasis, cholecystitis and cholangitis (574, 575)	92	4.0	80	3.5	87	3.7	80	3.4
Nephritis and nephrosis (580-584)	216	9.4	206	8.9	182	7.8	181	7.7
Infections of kidney (590)	103	4.5	121	5.2	125	5.4	164	7.0
Hyperplasia of prostate (600)	97	4.2	90	3.9	83	3.6	76	3.2
Congenital anomalies (740-759)	257	11.1	260	11.2	256	11.0	259	11.0
Certain causes of mortality in early infancy (760-769.2, 769.4-772, 774-778)	793	34.3	708	30.5	740	31.8	688	29.3
Symptoms and ill-defined conditions (780-796)	836	36.2	890	38.4	973	41.8	990	42.1
All other diseases (Residual)	1,462	63.3	1,409	60.8	1,457	62.6	1,342	57.1
Accidents (E800-E949)	1,459	63.2	1,453	62.7	1,528	65.6	1,525	64.9
Motor vehicle accidents (E810-E823)	695	30.1	647	27.9	686	29.5	742	31.6
All other accidents (E800-E807, E825-E949)	764	33.1	806	34.8	842	36.2	783	33.3
Suicide (E950-E959)	196	8.5	202	8.7	228	9.8	196	8.3
Homicide (E960-E978)	119	5.2	120	5.2	135	5.8	107	4.6
All other external causes (E980-E999)	66	2.9	69	3.0	73	3.1	67	2.8

*RATE FOR ATTENDANT AT BIRTH OR STILLBIRTH IS EQUAL TO THE PERCENT OF TOTAL.
**DEATHS CODED PRIOR TO 1968 ARE ADJUSTED TO THE EIGHTH REVISION ICDA CODES.

TABLE I

RESIDENT BIRTHS, FETAL DEATHS (STILLBIRTHS), DEATHS AND DEATHS BY 38 SELECTED CAUSES**

NUMBER AND RATE*, OKLAHOMA, 1930-1973
(continued)

POPULATION	1962		1963		1964		1965	
	2,374,500		2,397,600		2,420,800		2,443,900	
	NUMBER	RATE	NUMBER	RATE	NUMBER	RATE	NUMBER	RATE
Live births	51,351	2,162.6	49,955	2,083.5	47,563	1,964.8	42,806	1,751.
Physician in hospital	50,119	97.6	48,787	97.7	46,681	98.1	42,080	98.
Physician not in hospital	824	1.6	775	1.6	520	1.1	423	1.
Midwife, other, or unknown	408	0.8	393	0.8	362	0.8	303	0.
Stillbirths	629	12.1	606	12.0	647	13.4	564	13.
Physician in hospital	606	96.3	577	95.2	618	95.5	543	96.
Physician not in hospital	19	3.0	26	4.3	25	3.9	18	3.
Midwife, other, or unknown	4	0.6	3	0.5	4	0.6	3	0.
Total deaths, all causes	24,005	1,010.9	24,458	1,020.1	24,194	999.4	24,304	994.
Deaths under 1 year	1,219	23.7	1,218	24.4	1,077	22.6	1,028	24.
Deaths under 1 month	933	18.2	900	18.0	794	16.7	716	16.
Enteritis and other diarrheal diseases (008, 009)	88	3.7	87	3.6	48	2.0	52	2.
Tuberculosis, all forms (010-019)	147	6.2	154	6.4	128	5.3	112	4.
Syphilis and its sequelae (090-097)	15	0.6	16	0.7	15	0.6	13	0.
Other infective and parasitic diseases (Remainder of 000-136)	94	4.0	81	3.4	123	5.1	83	3.
Malignant neoplasms (140-209)	3,692	155.5	3,715	154.9	3,850	159.0	3,860	157.
Diabetes mellitus (250)	409	17.2	397	16.6	374	15.4	427	17.
Meningitis (320)	30	1.3	27	1.1	27	1.1	35	1.
Major cardiovascular diseases (390-448)	12,489	526.0	12,803	534.0	12,659	522.9	12,878	526.
Diseases of heart (390-398, 402, 404, 410-429)	8,520	358.8	8,760	365.4	8,684	358.7	8,753	358.
Active rheumatic fever and chronic rheumatic heart disease (390-398)	148	6.2	145	6.0	141	5.8	103	4.
Hypertensive heart disease with or without renal disease (402, 404)	331	13.9	302	12.6	281	11.6	268	11.
Ischemic heart disease (410-414)	7,428	312.8	7,644	318.8	7,621	314.8	7,713	315.
Chronic disease of endocardium and other myocardial insufficiency (424, 428)	141	5.9	161	6.7	156	6.4	155	6.
All other forms of heart disease (420-423, 425-427, 429)	472	19.9	508	21.2	485	20.0	514	21.
Hypertension (400, 401, 403)	147	6.2	155	6.5	158	6.5	145	5.
Cerebrovascular disease (430-438)	3,171	133.5	3,180	132.6	3,135	129.5	3,237	132.
Arteriosclerosis (440)	465	19.6	498	20.8	445	18.4	491	20.
Other diseases of arteries, arterioles, and capillaries (441-448)	186	7.8	210	8.8	237	9.8	252	10.
Acute bronchitis and bronchiolitis (466)	12	0.5	12	0.5	9	0.4	18	0.
Influenza and pneumonia (470-474, 480-486)	767	32.3	841	35.1	709	29.3	760	31.
Influenza (470-474)	63	2.7	106	4.4	20	0.8	58	2.
Pneumonia (480-486)	704	29.6	735	30.7	689	28.5	702	28.
Bronchitis, emphysema, and asthma (490-493)	267	11.2	336	14.0	327	13.5	423	17.
Chronic and unqual. bronchitis (490, 491)	38	1.6	38	1.6	42	1.7	51	2.
Emphysema (492)	176	7.4	236	9.8	241	10.0	324	13.
Asthma (493)	53	2.2	62	2.6	44	1.8	48	2.
Peptic ulcer (531-533)	146	6.1	146	6.1	150	6.2	137	5.
Hernia and intestinal obstr. (550-553, 560)	118	5.0	120	5.0	135	5.6	102	4.
Cirrhosis of liver (571)	203	8.5	253	10.6	242	10.0	240	9.
Cholelithiasis, cholecystitis and cholangitis (574, 575)	75	3.2	86	3.6	80	3.3	84	3.
Nephritis and nephrosis (580-584)	202	8.5	195	8.1	181	7.5	201	8.
Infections of kidney (590)	146	6.1	162	6.8	196	8.1	162	6.
Hyperplasia of prostate (600)	89	3.7	72	3.0	77	3.2	54	2.
Congenital anomalies (740-759)	238	10.0	253	10.6	250	10.3	223	9.
Certain causes of mortality in early infancy (760-769.2, 769.4-772, 774-778)	740	31.2	709	29.6	628	25.9	568	23.
Symptoms and ill-defined conditions (780-796)	571	24.0	550	22.9	598	24.7	582	23.
All other diseases (Residual)	1,519	64.0	1,493	62.3	1,372	56.7	1,334	54.
Accidents (E800-E949)	1,555	65.5	1,559	65.0	1,611	66.5	1,533	62.
Motor vehicle accidents (E810-E823)	708	29.8	711	29.7	798	33.0	777	31.
All other accidents (E800-E807, E825-E949)	847	35.7	848	35.4	813	33.6	756	31.
Suicide (E950-E959)	204	8.6	197	8.2	202	8.3	233	
Homicide (E960-E978)	116	4.9	121	5.0	132	5.5	124	
All other external causes (E980-E999)	73	3.1	73	3.0	71	2.9	66	

*RATE FOR ATTENDANT AT BIRTH OR STILLBIRTH IS EQUAL TO THE PERCENT OF TOTAL.
**DEATHS CODED PRIOR TO 1968 ARE ADJUSTED TO THE EIGHTH REVISION ICDA CODES.

TABLE I

RESIDENT BIRTHS, FETAL DEATHS (STILLBIRTHS), DEATHS AND DEATHS BY 38 SELECTED CAUSES**

NUMBER AND RATE*, OKLAHOMA, 1930-1973
(continued)

POPULATION	1966		1967		1968		1969	
	2,467,000		2,490,100		2,513,200		2,536,300	
	NUMBER	RATE	NUMBER	RATE	NUMBER	RATE	NUMBER	RATE
Live births	39,993	1,621.1	40,102	1,610.5	40,973	1,630.3	42,737	1,685.0
Physician in hospital	39,477	98.7	39,721	99.0	40,641	99.2	42,450	99.3
Physician not in hospital	303	0.8	225	0.6	195	0.5	167	0.4
Midwife, other, or unknown	213	0.5	156	0.4	137	0.3	120	0.3
Stillbirths	488	12.1	470	11.6	504	12.2	520	12.0
Physician in hospital	470	96.3	454	96.6	494	98.0	513	98.7
Physician not in hospital	17	3.5	13	2.8	9	1.8	6	1.2
Midwife, other, or unknown	1	0.2	3	0.6	1	0.2	1	0.2
Total deaths, all causes	24,806	1,005.5	24,859	998.3	25,708	1,022.9	25,972	1,024.0
Deaths under 1 year	934	23.4	834	20.8	821	20.0	874	20.5
Deaths under 1 month	664	16.6	615	15.3	608	14.8	675	15.8
Enteritis and other diarrheal diseases (008, 009)	52	2.1	40	1.6	38	1.5	29	1.1
Tuberculosis, all forms (010-019)	87	3.5	98	3.9	76	3.0	75	3.0
Syphilis and its sequelae (090-097)	12	0.5	11	0.4	9	0.4	14	0.6
Other infective and parasitic diseases (Remainder of 000-136)	85	3.4	91	3.7	104	4.1	82	3.2
Malignant neoplasms (140-209)	3,938	159.6	3,966	159.3	4,155	165.3	4,298	169.5
Diabetes mellitus (250)	468	19.0	440	17.7	469	18.7	466	18.4
Meningitis (320)	27	1.1	31	1.2	30	1.2	20	0.8
Major cardiovascular diseases (390-448)	13,199	535.0	13,165	528.7	13,742	546.8	13,864	546.6
Diseases of heart (390-398, 402, 404, 410-429)	9,180	372.1	9,163	368.0	9,547	379.9	9,801	386.4
Active rheumatic fever and chronic rheumatic heart disease (390-398)	116	4.7	94	3.8	113	4.5	117	4.6
Hypertensive heart disease with or without renal disease (402, 404)	267	10.8	261	10.5	220	8.8	289	11.4
Ischemic heart disease (410-414)	8,139	329.9	8,119	326.1	8,528	339.3	8,807	347.2
Chronic disease of endocardium and other myocardial insufficiency (424, 428)	152	6.2	141	5.7	146	5.8	85	3.4
All other forms of heart disease (420-423, 425-427, 429)	506	20.5	548	22.0	540	21.5	503	19.8
Hypertension (400, 401, 403)	143	5.8	126	5.1	157	6.2	108	4.3
Cerebrovascular disease (430-438)	3,181	128.9	3,159	126.9	3,285	130.7	3,140	123.8
Arteriosclerosis (440)	486	19.7	489	19.6	492	19.6	472	18.6
Other diseases of arteries, arterioles, and capillaries (441-448)	209	8.5	228	9.2	261	10.4	343	13.5
Acute bronchitis and bronchiolitis (466)	12	0.5	12	0.5	9	0.4	15	0.6
Influenza and pneumonia (470-474, 480-486)	695	28.2	707	28.4	910	36.2	794	31.3
Influenza (470-474)	29	1.2	23	0.9	135	5.4	75	3.0
Pneumonia (480-486)	666	27.0	684	27.5	775	30.8	719	28.3
Bronchitis, emphysema, and asthma (490-493)	395	16.0	442	17.8	502	20.0	502	19.8
Chronic and unqual. bronchitis (490, 491)	58	2.4	72	2.9	67	2.7	53	2.1
Emphysema (492)	307	12.4	328	13.2	393	15.6	426	16.8
Asthma (493)	30	1.2	42	1.7	42	1.7	23	0.9
Peptic ulcer (531-533)	118	4.8	122	4.9	148	5.9	138	5.4
Hernia and intestinal obstr. (550-553, 560)	150	6.1	138	5.5	116	4.6	125	4.9
Cirrhosis of liver (571)	229	9.3	282	11.3	323	12.9	315	12.4
Cholelithiasis, cholecystitis and cholangitis (574, 575)	73	3.0	88	3.5	59	2.3	83	3.3
Nephritis and nephrosis (580-584)	204	8.3	155	6.2	184	7.3	164	6.5
Infections of kidney (590)	231	9.4	210	8.4	183	7.3	202	8.0
Hyperplasia of prostate (600)	50	2.0	63	2.5	51	2.0	51	2.0
Congenital anomalies (740-759)	205	8.3	223	9.0	177	7.0	185	7.3
Certain causes of mortality in early infancy (760-769.2, 769.4-772, 774-778)	528	21.4	465	18.7	469	18.7	534	21.1
Symptoms and ill-defined conditions (780-796)	623	25.3	568	22.8	470	18.7	400	15.8
All other diseases (Residual)	1,356	55.0	1,392	55.9	1,393	55.4	1,435	56.6
Accidents (E800-E949)	1,647	66.8	1,644	66.0	1,597	63.5	1,656	65.3
Motor vehicle accidents (E810-E823)	807	32.7	893	35.9	820	32.6	890	35.1
All other accidents (E800-E807, E825-E949)	840	34.0	751	30.2	777	30.9	766	30.2
Suicide (E950-E959)	215	8.7	256	10.3	261	10.4	256	10.1
Homicide (E960-E978)	134	5.4	185	7.4	166	6.6	180	7.1
All other external causes (E980-E999)	73	3.0	65	2.6	67	2.7	89	3.5

*RATE FOR ATTENDANT AT BIRTH OR STILLBIRTH IS EQUAL TO THE PERCENT OF TOTAL.
**DEATHS CODED PRIOR TO 1968 ARE ADJUSTED TO THE EIGHTH REVISION ICDA CODES.

TABLE I

RESIDENT BIRTHS, FETAL DEATHS (STILLBIRTHS), DEATHS AND DEATHS BY 38 SELECTED CAUSES **

NUMBER AND RATE*, OKLAHOMA, 1930-1973
(continued)

POPULATION	1970		1971		1972		1973	
	2,559,463		2,609,800		2,633,000		2,669,000	
	NUMBER	RATE	NUMBER	RATE	NUMBER	RATE	NUMBER	RATE
Live births	44,991	1,757.8	45,353	1,737.8	42,303	1,606.6	40,765	1,527.4
Physician in hospital	44,798	99.6	45,091	99.4	42,075	99.5	40,537	99.4
Physician not in hospital	82	0.2	136	0.3	96	0.2	92	0.2
Midwife, other, or unknown	111	0.2	126	0.3	132	0.3	136	0.3
Stillbirths	516	11.3	509	11.1	505	11.8	524	12.7
Physician in hospital	515	99.8	498	97.8	497	98.4	514	98.1
Physician not in hospital	-	-	10	2.0	8	1.6	8	1.5
Midwife, other, or unknown	1	0.2	1	0.2	-	-	2	0.4
Total deaths, all causes	26,750	1,045.1	25,682	984.1	26,935	1,023.0	27,357	1,025.0
Deaths under 1 year	953	21.2	832	18.3	802	19.0	666	16.3
Deaths under 1 month	727	16.2	613	13.5	551	13.0	477	11.7
Enteritis and other diarrheal diseases (008, 009)	43	1.7	39	1.5	26	1.0	34	1.3
Tuberculosis, all forms, (010-019)	70	2.7	70	2.7	77	2.9	54	2.0
Syphilis and its sequelae (090-097)	12	0.5	8	0.3	6	0.2	5	0.2
Other infective and parasitic diseases (Remainder of 000-136)	105	4.1	112	4.3	110	4.2	135	5.1
Malignant neoplasms (140-209)	4,608	180.0	4,371	167.5	4,579	173.9	4,779	179.1
Diabetes mellitus (250)	513	20.0	459	17.6	473	18.0	474	17.8
Meningitis (320)	24	0.9	19	0.7	27	1.0	23	0.9
Major cardiovascular diseases (390-448)	14,183	554.1	13,821	529.6	14,377	546.0	14,694	550.5
Diseases of heart (390-398, 402, 404, 410-429)	9,923	387.7	9,790	375.1	10,173	386.4	10,420	390.4
Active rheumatic fever and chronic rheumatic heart disease (390-398)	97	3.8	110	4.2	127	4.8	135	5.1
Hypertensive heart disease with or without renal disease (402, 404)	243	9.5	210	8.0	215	8.2	188	7.0
Ischemic heart disease (410-414)	8,971	350.5	8,785	336.6	9,133	346.9	9,339	349.9
Chronic disease of endocardium and other myocardial insufficiency (424, 428)	75	2.9	69	2.6	66	2.5	63	2.4
All other forms of heart disease (420-423, 425-427, 429)	537	21.0	616	23.6	632	24.0	695	26.0
Hypertension (400, 401, 403)	139	5.4	125	4.8	121	4.6	125	4.7
Cerebrovascular disease (430-438)	3,292	128.6	3,150	120.7	3,269	124.2	3,298	123.6
Arteriosclerosis (440)	491	19.2	463	17.7	483	18.3	470	17.6
Other diseases of arteries, arterioles, and capillaries (441-448)	338	13.2	293	11.2	331	12.6	381	14.3
Acute bronchitis and bronchiolitis (466)	7	0.3	11	0.4	11	0.4	8	0.3
Influenza and pneumonia (470-474, 480-486)	743	29.0	694	26.6	842	32.0	786	29.4
Influenza (470-474)	41	1.6	10	0.4	131	5.0	62	2.3
Pneumonia (480-486)	702	27.4	684	26.2	711	27.0	724	27.1
Bronchitis, emphysema, and asthma (490-493)	466	18.2	408	15.6	387	14.7	400	15.0
Chronic and unqual. bronchitis (490, 491)	58	2.3	55	2.1	49	1.9	52	1.9
Emphysema (492)	381	14.9	328	12.6	314	11.9	327	12.3
Asthma (493)	27	1.1	25	1.0	24	0.9	21	0.8
Peptic ulcer (531-533)	129	5.0	113	4.3	105	4.0	119	4.5
Hernia and intestinal obstr. (550-553, 560)	125	4.9	106	4.1	136	5.2	84	3.1
Cirrhosis of liver (571)	348	13.6	343	13.1	322	12.2	326	12.2
Cholelithiasis, cholecystitis and cholangitis (574, 575)	72	2.8	65	2.5	59	2.2	58	2.2
Nephritis and nephrosis (580-584)	158	6.2	117	4.5	163	6.2	127	4.8
Infections of kidney (590)	176	6.9	133	5.1	155	5.9	151	5.7
Hyperplasia of prostate (600)	34	1.3	30	1.1	37	1.4	25	0.9
Congenital anomalies (740-759)	198	7.7	228	8.7	195	7.4	187	7.0
Certain causes of mortality in early infancy (760-769.2, 769.4-772, 774-778)	586	22.9	464	17.8	416	15.8	367	13.8
Symptoms and ill-defined conditions (780-796)	397	15.5	362	13.9	387	14.7	350	13.1
All other diseases (Residual)	1,555	60.8	1,582	60.6	1,763	67.0	1,864	69.8
Accidents (E800-E949)	1,678	65.6	1,581	60.6	1,657	62.9	1,647	61.7
Motor vehicle accidents (E810-E823)	852	33.3	831	31.8	863	32.8	804	30.1
All other accidents (E800-E807, E825-E949)	826	32.3	750	28.7	794	30.2	843	31.6
Suicide (E950-E959)	273	10.7	283	10.8	341	13.0	373	14.0
Homicide (E960-E978)	181	7.1	189	7.2	226	8.6	222	8.3
All other external causes (E980-E999)	66	2.6	74	2.8	58	2.2	65	2.4

*RATE FOR ATTENDANT AT BIRTH OR STILLBIRTH IS EQUAL TO THE PERCENT OF TOTAL.

**DEATHS CODED PRIOR TO 1968 ARE ADJUSTED TO THE EIGHTH REVISION ICDA CODES.

TABLE II

RESIDENT BIRTHS, FETAL DEATHS (STILLBIRTHS), DEATHS, AND DEATHS BY 38 SELECTED CAUSES,
NUMBER AND RATE, BY RACE, OKLAHOMA, 1974

	TOTAL		WHITE		NEGRO		INDIAN	
Estimated Population, July 1	2,709,000		2,422,800		182,000		104,200	
	Number	Rate	Number	Rate	Number	Rate	Number	Rate
Live births	42,363	1,563.8	34,964	1,443.1	4,130	2,269.2	3,269	3,137.2
Physician in hospital	42,110	99.4	34,742	99.4	4,113	99.6	3,255	99.6
Physician not in hospital	107	0.3	86	0.2	15	0.4	6	0.2
Midwife, other, or unknown	146	0.3	136	0.4	2	0.0	8	0.2
Stillbirths	465	1,085.7	369	1,044.3	58	1,384.9	38	1,149.1
Physician in hospital	453	97.4	360	97.6	56	96.6	37	97.4
Physician not in hospital	8	1.7	5	1.3	2	3.4	1	2.6
Midwife, other, or unknown	4	0.9	4	0.1	-	-	-	-
Total deaths, all causes	27,228	1,005.1	24,541	1,012.9	1,923	1,056.6	764	733.2
Deaths under 1 year	738	17.4	586	16.8	120	29.1	32	9.8
Deaths under 1 month	526	12.4	440	12.6	72	17.4	14	4.3
Enteritis and other diarrheal diseases (008,009)	44	1.6	37	1.5	2	1.1	5	4.8
Tuberculosis, all forms (010-019)	54	2.0	41	1.7	6	3.3	7	6.7
Syphilis and its sequelae (090-097)	5	0.2	4	0.2	1	0.5	-	-
Other infective and parasitic diseases (Remainder of 000-136)	145	5.4	127	5.2	10	5.5	8	7.7
Malignant neoplasms (140-209)	4,789	176.8	4,378	180.7	311	170.9	100	96.0
Diabetes mellitus (250)	413	15.2	328	13.5	50	27.5	35	33.6
Meningitis (320)	26	1.0	19	0.8	3	1.6	4	3.8
Major cardiovascular diseases (390-448)	14,545	536.9	13,278	548.0	946	519.8	321	308.1
Diseases of heart (390-398, 402, 404, 410-429)	10,182	375.9	9,282	383.1	662	363.7	238	228.4
Active rheumatic fever and chronic rheumatic heart disease (390-398)	115	4.2	96	4.0	12	6.6	7	6.7
Hypertensive heart disease with or without renal disease (402, 404)	205	7.6	174	7.2	24	13.2	7	6.7
Ischemic heart disease (410-414)	9,113	336.4	8,352	344.7	559	307.1	202	193.9
Chronic disease of endocardium and other myocardial insufficiency (424, 428)	51	1.9	47	1.9	3	1.6	1	1.0
All other forms of heart disease (420-423, 425-427, 429)	698	25.8	613	25.3	64	35.2	21	20.2
Hypertension (400, 401, 403)	98	3.6	81	3.3	11	6.0	6	5.8
Cerebrovascular disease (430-438)	3,371	124.4	3,082	127.2	227	124.7	62	59.5
Arteriosclerosis (440)	528	19.5	487	20.1	28	15.4	13	12.5
Other diseases of arteries, arterioles, and capillaries (441-448)	366	13.5	346	14.3	18	9.9	2	1.9
Acute bronchitis and bronchiolitis (466)	9	0.3	9	0.4	-	-	-	-
Influenza and pneumonia (470-474, 480-486)	851	31.4	762	31.5	61	33.5	28	26.9
Influenza (470-474)	45	1.7	43	1.8	1	0.5	1	1.0
Pneumonia (480-486)	806	29.8	719	29.7	60	33.0	27	25.9
Bronchitis, emphysema, and asthma (490-493)	320	11.8	303	12.5	14	7.7	3	2.9
Chronic and unqual. bronchitis (490, 491)	43	1.6	38	1.6	3	1.6	2	1.9
Emphysema (492)	257	9.5	246	10.2	10	5.5	1	1.0
Asthma (493)	20	0.7	19	0.8	1	0.5	-	-
Peptic ulcer (531-533)	122	4.5	109	4.5	9	4.9	4	3.8
Hernia and intestinal obstr. (550-553, 560)	108	4.0	102	4.2	5	2.7	1	1.0
Cirrhosis of liver (571)	352	13.0	293	12.1	24	13.2	35	33.6
Cholelithiasis, cholecystitis and cholangitis (574, 575)	49	1.8	41	1.7	3	1.6	5	4.8
Nephritis and nephrosis (580-584)	148	5.5	114	4.7	26	14.3	8	7.7
Infections of kidney (590)	121	4.5	107	4.4	11	6.0	3	2.9
Hyperplasia of prostate (600)	10	0.4	10	0.4	-	-	-	-
Congenital anomalies (740-759)	178	6.6	159	6.6	13	7.1	6	5.8
Certain causes of mortality in early infancy (760-769.2, 769.4-772, 774-778)	410	15.1	344	14.2	57	31.3	9	8.6
Symptoms and ill-defined conditions (780-796)	324	12.0	274	11.3	37	20.3	13	12.5
All other diseases (Residual)	1,858	68.6	1,679	69.3	122	67.0	57	54.7
Accidents (E800-E949)	1,613	59.5	1,414	58.4	124	68.1	75	72.0
Motor vehicle accidents (E810-E823)	764	28.2	653	27.0	65	35.7	46	44.1
All other accidents (E800-E807, E825-E949)	849	31.3	761	31.4	59	32.4	29	27.8
Suicide (E950-E959)	388	14.3	366	15.1	6	3.3	16	15.4
Homicide (E960-E978)	282	10.4	192	7.9	74	40.7	16	15.4
All other external causes (E980-E999)	64	2.4	51	2.1	8	4.4	5	4.8

TABLE III

BIRTHS AND DEATHS, NUMBER AND RATE,
OKLAHOMA, 1920-1974

YEAR	BIRTHS		DEATHS		YEAR	BIRTHS		DEATHS	
	Number	Rate	Number	Rate		Number	Rate	Number	Rate
1920	40,636	19.9	16,054	7.8	1950	50,472	22.6	19,431	8.7
1921	47,068	22.6	16,340	7.8	1951	50,597	22.5	20,082	8.9
1922	50,944	24.1	16,378	7.7	1952	50,146	22.6	19,645	8.7
1923	47,452	22.0	17,273	8.0	1953	51,275	22.6	19,820	8.8
1924	50,453	23.0	17,103	7.8	1954	51,457	22.6	20,121	8.8
1925	54,915	24.7	20,026	9.0	1955	50,636	22.2	19,705	8.6
1926	55,770	24.7	20,507	9.1	1956	51,894	22.6	20,954	9.1
1927	51,856	22.6	21,170	9.2	1957	51,349	22.3	21,568	9.4
1928	42,986	18.4	20,953	9.0	1958	50,552	21.9	21,812	9.4
1929	39,738	16.8	21,398	9.0	1959	51,141	22.0	21,996	9.5
1930	42,505	17.8	19,646	8.2	1960	50,900	21.9	22,932	9.8
1931	43,269	18.1	18,802	7.9	1961	50,859	21.2	22,973	9.6
1932	41,039	17.2	19,285	8.1	1962	51,351	21.0	24,005	9.8
1933	43,697	18.4	20,309	8.5	1963	49,955	20.5	24,458	10.0
1934	47,302	20.0	21,373	9.0	1964	47,563	19.3	24,194	9.8
1935	43,691	18.5	21,091	8.9	1965	42,806	17.5	24,304	9.9
1936	41,815	17.7	23,350	9.9	1966	39,993	16.1	24,806	10.0
1937	41,223	17.5	21,399	9.1	1967	40,102	16.1	24,859	10.0
1938	44,190	18.8	20,422	8.7	1968	40,973	16.3	25,708	10.2
1939	42,760	18.3	20,657	8.8	1969	42,737	16.6	25,972	10.1
1940	44,258	19.1	20,618	8.9	1970	44,991	17.6	26,750	10.5
1941	45,313	19.5	20,097	8.6	1971	45,353	17.4	25,682	9.8
1942	45,277	19.6	18,985	8.2	1972	42,303	16.1	26,935	10.2
1943	47,800	20.8	19,765	8.6	1973	40,765	15.3	27,357	10.3
1944	46,885	20.5	18,438	8.2	1974	42,363	15.6	27,228	10.1
1945	43,405	19.0	18,731	8.2					
1946	50,043	22.0	18,420	8.1					
1947	52,691	23.3	19,101	8.4					
1948	50,428	22.4	19,074	8.5					
1949	49,971	22.3	19,346	8.6					

TABLE IV
RESIDENT LIVE BIRTHS BY BIRTH WEIGHT AND RACE, OKLAHOMA, 1974

BIRTH WEIGHT	TOTAL		WHITE		NEGRO		INDIAN	
	Number	Percent	Number	Percent	Number	Percent	Number	Percent
Total	42,363	100.0	34,964	100.0	4,130	100.0	3,269	100.0
1 lb. 1 oz. or less	28	0.1	21	0.1	5	0.1	2	0.1
1 lb. 2 oz. - 2 lb. 3 oz.	186	0.4	136	0.4	43	1.0	7	0.2
2 lb. 4 oz. - 3 lb. 4 oz.	260	0.6	190	0.5	56	1.4	14	0.4
3 lb. 5 oz. - 4 lb. 6 oz.	621	1.5	483	1.4	98	2.4	40	1.2
4 lb. 7 oz. - 5 lb. 8 oz.	2,184	5.2	1,697	4.9	377	9.1	110	3.4
5 lb. 9 oz. - 6 lb. 9 oz.	7,608	18.0	6,038	17.3	1,098	26.6	472	14.4
6 lb. 10 oz. - 7 lb. 11 oz.	16,038	37.9	13,207	37.8	1,613	39.1	1,218	37.3
7 lb. 12 oz. - 8 lb. 13 oz.	11,550	27.3	9,890	28.3	673	16.3	987	30.2
8 lb. 14 oz. - 9 lb. 14 oz.	3,240	7.6	2,771	7.9	142	3.4	327	10.0
9 lb. 15 oz. - 11 lb. 0 oz.	557	1.3	459	1.3	19	0.5	79	2.4
11 lb. 1 oz. or more	57	0.1	42	0.1	5	0.1	10	0.3
Unknown	34	0.1	30	0.1	1	0.0	3	0.1

TABLE V
RESIDENT LIVE BIRTHS BY AGE OF MOTHER, RACE, NUMBER AND PERCENT
OF LOW-WEIGHT BIRTHS*, OKLAHOMA, 1974

AGE OF MOTHER	TOTAL			WHITE			NEGRO			INDIAN		
	Births	Low-weight	Percent	Births	Low-weight	Percent	Births	Low-weight	Percent	Births	Low-weight	Percent
Total	42,363	3,279	7.7	34,964	2,527	7.2	4,130	579	14.0	3,269	173	5.3
-13	16	1	6.3	8	-	-	6	1	16.7	2	-	-
13	21	2	9.5	9	-	-	11	2	18.2	1	-	-
14	164	12	7.3	101	7	6.9	53	5	9.4	10	-	-
15	527	70	13.3	345	44	12.8	142	21	14.8	40	5	12.5
16	1,277	141	11.0	902	92	10.2	242	40	16.5	133	9	6.8
17	2,154	244	11.3	1,636	166	10.1	297	61	20.5	221	17	7.7
18	2,723	252	9.3	2,051	167	8.1	380	62	16.3	292	23	7.9
19	3,183	246	7.7	2,464	166	6.7	398	72	18.1	321	8	2.5
20-24	16,399	1,201	7.3	13,658	946	6.9	1,503	198	13.2	1,238	57	4.6
25-29	10,876	728	6.7	9,585	628	6.6	649	67	10.3	642	33	5.1
30-34	3,613	267	7.4	3,103	225	7.3	278	28	10.1	232	14	6.0
35-39	1,113	83	7.5	884	64	7.2	127	14	11.0	102	5	4.9
40-44	277	32	11.6	205	22	10.7	40	8	20.0	32	2	6.3
45+	20	-	-	13	-	-	4	-	-	3	-	-

*Births with a specified weight of 5 lb. 8 oz. or less

TABLE VI

RESIDENT BIRTHS, FETAL DEATHS (STILLBIRTHS), DEATHS, AND DEATHS BY 38 SELECTED CAUSES, NUMBER AND RATE, BY RACE BY COUNTY, OKLAHOMA, 1974

	ADAIR					ALFALFA					ATOKA				
	TOTAL		RACE			TOTAL		RACE			TOTAL		RACE		
ESTIMATED POPULATION, JULY 1	16,500		WH.	NEG.	IND.	7,100		WH.	NEG.	IND.	11,500		WH.	NEG.	IND.
	NO.	RATE	NO.	NO.	NO.	NO.	RATE	NO.	NO.	NO.	NO.	RATE	NO.	NO.	NO.
Live births	327	19.8	178	-	149	81	11.4	80	-	1	163	14.2	133	15	1
Physician in hospital	326	99.7	177	-	149	79	97.5	78	-	1	162	99.4	132	15	1
Physician not in hospital	1	0.3	1	-	-	1	1.2	1	-	-	-	-	-	-	-
Midwife, other, or unknown	-	-	-	-	-	1	1.2	1	-	-	1	0.6	1	-	-
Stillbirths	2	6.1	1	-	1	-	-	-	-	-	2	12.1	2	-	-
Physician in hospital	2	100.0	1	-	1	-	-	-	-	-	2	100.0	2	-	-
Physician not in hospital	-	-	-	-	-	-	-	-	-	-	-	-	-	-	-
Midwife, other, or unknown	-	-	-	-	-	-	-	-	-	-	-	-	-	-	-
Total deaths, all causes	170	10.3	134	-	36	102	14.4	102	-	-	126	11.0	112	8	-
Deaths under 1 year	8	24.5	4	-	4	2	24.7	2	-	-	4	24.5	3	1	-
Deaths under 1 month	4	12.2	3	-	1	1	12.3	1	-	-	4	24.5	3	1	-
Enteritis and other diarrheal diseases (008,009)	1	6.1	-	-	1	-	-	-	-	-	-	-	-	-	-
Tuberculosis, all forms (010-019)	-	-	-	-	-	-	-	-	-	-	2	17.4	1	-	-
Syphilis and its sequelae (090-097)	-	-	-	-	-	-	-	-	-	-	-	-	-	-	-
Other infective and parasitic diseases (Remainder of 000-136)	3	18.2	2	-	1	-	-	-	-	-	1	8.7	1	-	-
Malignant neoplasms (140-209)	30	181.8	27	-	3	13	183.1	13	-	-	20	173.9	17	1	-
Diabetes mellitus (250)	4	24.2	3	-	1	2	28.2	2	-	-	1	8.7	1	-	-
Meningitis (320)	-	-	-	-	-	-	-	-	-	-	-	-	-	-	-
Major cardiovascular diseases (390-448)	89	539.4	70	-	19	67	943.7	67	-	-	66	573.9	60	3	-
Diseases of heart (390-398, 402, 404, 410-429)	62	375.8	52	-	10	45	633.8	45	-	-	60	521.7	54	3	-
Active rheumatic fever and chronic rheumatic heart disease (390-398)	3	18.2	2	-	1	-	-	-	-	-	-	-	-	-	-
Hypertensive heart disease with or without renal disease (402, 404)	1	6.1	1	-	-	-	-	-	-	-	-	-	-	-	-
Ischemic heart disease (410-414)	54	327.3	47	-	7	44	619.7	44	-	-	49	426.1	43	3	-
Chronic disease of endocardium and other myocardial insufficiency (424, 428)	-	-	-	-	-	-	-	-	-	-	1	8.7	1	-	-
All other forms of heart disease (420-423, 425-427, 429)	4	24.2	2	-	2	1	14.1	1	-	-	10	87.0	10	-	-
Hypertension (400, 401, 403)	-	-	-	-	-	1	14.1	1	-	-	-	-	-	-	-
Cerebrovascular disease (430-438)	24	145.5	16	-	8	14	197.2	14	-	-	6	52.2	6	-	-
Arteriosclerosis (440)	3	18.2	2	-	1	5	70.4	5	-	-	-	-	-	-	-
Other diseases of arteries, arterioles, and capillaries (441-448)	-	-	-	-	-	2	28.2	2	-	-	-	-	-	-	-
Acute bronchitis and bronchiolitis (466)	1	6.1	1	-	-	-	-	-	-	-	-	-	-	-	-
Influenza and pneumonia (470-474, 480-486)	3	18.2	1	-	2	1	14.1	1	-	-	2	17.4	1	1	-
Influenza (470-474)	-	-	-	-	-	-	-	-	-	-	-	-	-	-	-
Pneumonia (480-486)	3	18.2	1	-	2	1	14.1	1	-	-	2	17.4	1	1	-
Bronchitis, emphysema, and asthma (490-493)	2	12.1	2	-	-	1	14.1	1	-	-	-	-	-	-	-
Chronic and unqual. bronchitis (490, 491)	-	-	-	-	-	-	-	-	-	-	-	-	-	-	-
Emphysema (492)	-	-	-	-	-	1	14.1	1	-	-	-	-	-	-	-
Asthma (493)	2	12.1	2	-	-	-	-	-	-	-	-	-	-	-	-
Peptic ulcer (531-533)	-	-	-	-	-	-	-	-	-	-	-	-	-	-	-
Hernia and intestinal obstr. (550-553, 560)	1	6.1	1	-	-	-	-	-	-	-	2	17.4	2	-	-
Cirrhosis of liver (571)	3	18.2	1	-	2	2	28.2	2	-	-	5	43.5	5	-	-
Cholelithiasis, cholecystitis and cholangitis (574, 575)	-	-	-	-	-	-	-	-	-	-	-	-	-	-	-
Nephritis and nephrosis (580-584)	3	18.2	3	-	-	-	-	-	-	-	-	-	-	-	-
Infections of kidney (590)	2	12.1	2	-	-	-	-	-	-	-	-	-	-	-	-
Hyperplasia of prostate (600)	-	-	-	-	-	-	-	-	-	-	-	-	-	-	-
Congenital anomalies (740-759)	3	18.2	3	-	-	1	14.1	1	-	-	2	17.4	2	-	-
Certain causes of mortality in early infancy (760-769.2, 769.4-772, 774-778)	3	18.2	2	-	1	1	14.1	1	-	-	3	26.1	2	1	-
Symptoms and ill-defined conditions (780-796)	-	-	-	-	-	1	14.1	1	-	-	2	17.4	2	-	-
All other diseases (Residual)	14	84.8	10	-	4	10	140.8	10	-	-	9	78.3	7	2	-
Accidents (E800-E949)	5	30.3	4	-	1	3	42.3	3	-	-	7	60.9	7	-	-
Motor vehicle accidents (E810-E823)	2	12.1	2	-	-	2	28.2	2	-	-	1	8.1	1	-	-
All other accidents (E800-E807, E825-E949)	3	18.2	2	-	1	1	14.1	1	-	-	6	52.2	6	-	-
Suicide (E950-E959)	1	6.1	-	-	1	-	-	-	-	-	3	26.1	3	-	-
Homicide (E960-E978)	2	12.1	2	-	-	-	-	-	-	-	1	8.7	1	-	-
All other external causes (E980-E999)	-	-	-	-	-	-	-	-	-	-	-	-	-	-	-

TABLE VI

RESIDENT BIRTHS, FETAL DEATHS (STILLBIRTHS), DEATHS, AND DEATHS BY 38 SELECTED CAUSES, NUMBER AND RATE, BY RACE BY COUNTY, OKLAHOMA, 1974 (CONTINUED)

	CARTER					CHEROKEE					CHOCTAW				
	TOTAL		RACE			TOTAL		RACE			TOTAL		RACE		
ESTIMATED POPULATION, JULY 1	39,800		WH.	NEG.	IND.	24,300		WH.	NEG.	IND.	17,100		WH.	NEG.	IND.
	NO.	RATE	NO.	NO.	NO.	NO.	RATE	NO.	NO.	NO.	NO.	RATE	NO.	NO.	NO.
Live births	665	16.7	553	79	33	410	16.9	241	4	165	225	13.2	153	46	26
Physician in hospital	664	99.8	552	79	33	406	99.0	237	4	165	224	99.6	153	46	25
Physician not in hospital	1	0.2	1	-	-	-	-	-	-	-	-	-	-	-	-
Midwife, other, or unknown	-	-	-	-	-	4	1.0	4	-	-	1	0.4	-	-	1
Stillbirths	12	17.7	9	3	-	2	4.9	-	-	2	6	26.0	1	3	2
Physician in hospital	12	100.0	9	3	-	2	100.0	-	-	2	6	100.0	1	3	2
Physician not in hospital	-	-	-	-	-	-	-	-	-	-	-	-	-	-	-
Midwife, other, or unknown	-	-	-	-	-	-	-	-	-	-	-	-	-	-	-
Total deaths, all causes	517	13.0	450	52	15	207	8.5	182	1	24	261	15.3	210	42	9
Deaths under 1 year	14	21.1	10	4	-	6	14.6	5	-	1	5	22.2	1	3	1
Deaths under 1 month	11	16.5	8	3	-	3	7.3	3	-	-	3	13.3	1	2	-
Enteritis and other diarrheal diseases (008,009)	-	-	-	-	-	-	-	-	-	-	2	11.7	1	-	1
Tuberculosis, all forms (010-019)	1	2.5	1	-	-	1	4.1	1	-	-	-	-	-	-	-
Syphilis and its sequelae (090-097)	-	-	-	-	-	-	-	-	-	-	-	-	-	-	-
Other infective and parasitic diseases (Remainder of 000-136)	-	-	-	-	-	1	4.1	1	-	--	-	-	-	-	-
Malignant neoplasms (140-209)	91	228.6	81	8	2	33	135.8	29	-	4	48	280.7	40	8	-
Diabetes mellitus (250)	6	15.1	5	1	-	1	4.1	1	-	-	13	76.0	9	2	2
Meningitis (320)	-	-	-	-	-	-	-	-	-	-	--	-	-	-	-
Major cardiovascular diseases (390-448)	302	758.8	264	29	9	110	452.7	97	-	13	146	853.8	119	22	5
Diseases of heart (390-398, 402, 404, 410-429)	182	457.3	161	13	8	88	362.1	80	-	8	127	742.7	105	17	5
Active rheumatic fever and chronic rheumatic heart disease (390-398)	3	7.5	1	1	1	1	4.1	-	-	1	-	-	-	-	-
Hypertensive heart disease with or without renal disease (402, 404)	3	7.5	3	-	-	1	4.1	1	-	-	7	40.9	5	2	-
Ischemic heart disease (410-414)	161	404.5	144	10	7	83	341.6	77	-	6	108	631.6	89	14	5
Chronic disease of endocardium and other myocardial insufficiency (424, 428)	1	2.5	1	-	-	1	4.1	1	-	-	12	70.2	11	1	-
All other forms of heart disease (420-423, 425-427, 429)	14	35.2	12	2	-	2	8.2	1	-	1	-	-	-	-	-
Hypertension (400, 401, 403)	1	2.5	1	-	-	-	-	-	-	-	-	-	-	-	-
Cerebrovascular disease (430-438)	92	231.2	80	11	1	19	78.2	14	-	5	14	81.9	9	5	-
Arteriosclerosis (440)	16	40.2	13	3	-	2	8.2	2	-	-	2	11.7	2	-	-
Other diseases of arteries, arterioles, and capillaries (441-448)	11	27.6	9	2	-	1	4.1	1	-	-	3	17.5	3	-	-
Acute bronchitis and bronchiolitis (466)	-	-	-	-	-	-	-	-	-	-	-	-	-	-	-
Influenza and pneumonia (470-474, 480-486)	9	22.6	7	1	1	6	24.7	5	-	1	1	5.8	1	-	-
Influenza (470-474)	-	-	-	-	-	-	-	-	-	-	-	-	-	-	-
Pneumonia (480-486)	9	22.6	7	1	1	6	24.7	5	-	1	1	5.8	1	-	-
Bronchitis, emphysema, and asthma (490-493)	10	25.1	10	-	-	1	4.1	1	-	-	2	11.7	2	-	-
Chronic and unqual. bronchitis (490, 491)	1	2.5	1	-	-	-	-	-	-	-	-	-	-	-	-
Emphysema (492)	9	22.6	9	-	-	1	4.1	1	-	-	2	11.7	2	-	-
Asthma (493)	-	-	-	-	-	-	-	-	-	-	-	-	-	-	-
Peptic ulcer (531-533)	2	5.0	2	-	-	1	4.1	1	-	-	3	17.5	2	1	-
Hernia and intestinal obstr. (550-553, 560)	-	-	-	-	-	-	-	-	-	-	1	5.8	1	-	-
Cirrhosis of liver (571)	4	10.1	4	-	-	3	12.3	1	1	1	3	17.5	3	-	-
Cholelithiasis, cholecystitis and cholangitis (574, 575)	1	2.5	1	-	-	1	4.1	1	-	-	1	5.8	1	-	-
Nephritis and nephrosis (580-584)	4	10.1	4	-	-	1	4.1	1	-	-	1	5.8	1	-	-
Infections of kidney (590)	1	2.5	1	-	-	2	8.2	2	-	-	2	11.7	2	-	-
Hyperplasia of prostate (600)	-	-	-	-	-	-	-	-	-	-	-	-	-	-	-
Congenital anomalies (740-759)	1	2.5	1	-	-	2	8.2	2	-	-	2	11.7	1	1	-
Certain causes of mortality in early infancy (760-769.2, 769.4-772, 774-778)	8	20.1	6	2	-	1	4.1	1	-	-	3	17.5	1	2	-
Symptoms and ill-defined conditions (780-796)	10	25.1	6	3	1	2	8.2	2	-	-	1	5.8	1	-	-
All other diseases (Residual)	29	72.9	25	4	-	16	65.8	14	-	2	16	93.6	14	2	-
Accidents (E800-E949)	28	70.4	25	2	1	17	70.0	15	-	2	10	58.5	7	2	1
Motor vehicle accidents (E810-E823)	14	35.2	11	2	1	7	28.8	7	-	-	2	11.7	1	1	-
All other accidents (E800-E807, E825-E949)	14	35.2	14	-	-	10	41.2	8	-	2	8	46.8	6	1	1
Suicide (E950-E959)	7	17.6	6	1	-	3	12.3	3	-	-	1	5.8	1	-	-
Homicide (E960-E978)	2	5.0	1	1	-	3	12.3	3	-	-	4	23.4	3	1	-
All other external causes (E980-E999)	1	2.5	-	-	1	2	8.2	1	-	1	1	5.8	-	1	-

TABLE VI

RESIDENT BIRTHS, FETAL DEATHS (STILLBIRTHS), DEATHS, AND DEATHS BY 38 SELECTED CAUSES, NUMBER AND RATE, BY RACE BY COUNTY, OKLAHOMA, 1974 (CONTINUED)

	BEAVER					BECKHAM					BLAINE				
	TOTAL		RACE			TOTAL		RACE			TOTAL		RACE		
ESTIMATED POPULATION, JULY 1	5,900		WH.	NEG.	IND.	15,600		WH.	NEG.	IND.	12,200		WH.	NEG.	IND.
	NO.	RATE	NO.	NO.	NO.	NO.	RATE	NO.	NO.	NO.	NO.	RATE	NO.	NO.	NO.
Live births	74	12.5	73	-	1	251	16.1	232	12	7	175	14.3	130	17	[illegible]
Physician in hospital	73	98.6	72	-	1	250	99.6	231	12	7	175	100.0	130	17	[illegible]
Physician not in hospital	-	-	-	-	-	1	0.4	1	-	-	-	-	-	-	[illegible]
Midwife, other, or unknown	1	1.4	1	-	-	-	-	-	-	-	-	-	-	-	[illegible]
Stillbirths	1	13.3	1	-	-	3	11.8	2	1	-	1	5.7	-	-	
Physician in hospital	1	100.0	1	-	-	3	100.0	2	1	-	1	100.0	-	-	
Physician not in hospital	-	-	-	-	-	-	-	-	-	-	-	-	-	-	
Midwife, other, or unknown	-	-	-	-	-	-	-	-	-	-	-	-	-	-	
Total deaths, all causes	56	9.5	56	-	-	272	17.4	266	4	2	212	17.4	184	13	
Deaths under 1 year	-	-	-	-	-	3	12.0	3	-	-	5	28.6	3	1	
Deaths under 1 month	-	-	-	-	-	2	8.0	2	-	-	2	11.4	2	-	
Enteritis and other diarrheal diseases (008,009)	-	-	-	-	-	-	-	-	-	-	2	16.4	1	-	
Tuberculosis, all forms (010-019)	-	-	-	-	-	-	-	-	-	-	-	-	-	-	
Syphilis and its sequelae (090-097)	-	-	-	-	-	-	-	-	-	-	-	-	-	-	
Other infective and parasitic diseases (Remainder of 000-136)	-	-	-	-	-	1	6.4	1	-	-	2	16.4	1	-	
Malignant neoplasms (140-209)	11	186.4	11	-	-	32	205.1	32	-	-	40	327.9	36	4	
Diabetes mellitus (250)	-	-	-	-	-	3	19.2	3	-	-	4	32.8	3	1	
Meningitis (320)	-	-	-	-	-	-	-	-	-	-	-	-	-	-	
Major cardiovascular diseases (390-448)	32	542.4	32	-	-	157	1006.4	156	1	-	101	827.9	93	5	
Diseases of heart (390-398, 402, 404, 410-429)	26	440.7	26	-	-	109	698.7	109	-	-	60	491.8	54	4	
Active rheumatic fever and chronic rheumatic heart disease (390-398)	-	-	-	-	-	1	6.4	1	-	-	2	16.4	1	-	
Hypertensive heart disease with or without renal disease (402, 404)	1	16.9	1	-	-	6	38.5	6	-	-	1	8.2	-	1	
Ischemic heart disease (410-414)	19	322.0	19	-	-	97	621.8	97	-	-	54	442.6	50	3	
Chronic disease of endocardium and other myocardial insufficiency (424, 428)	-	-	-	-	-	-	-	-	-	-	-	-	-	-	
All other forms of heart disease (420-423, 425-427, 429)	6	101.7	6	-	-	5	32.1	5	-	-	3	24.6	3	-	
Hypertension (400, 401, 403)	1	16.9	1	-	-	-	-	-	-	-	-	-	-	-	
Cerebrovascular disease (430-438)	3	50.8	3	-	-	35	224.4	34	1	-	32	262.3	32	-	
Arteriosclerosis (440)	2	33.9	2	-	-	11	70.5	11	-	-	6	49.2	5	-	
Other diseases of arteries, arterioles, and capillaries (441-448)	-	-	-	-	-	2	12.8	2	-	-	3	24.6	2	1	
Acute bronchitis and bronchiolitis (466)	-	-	-	-	-	-	-	-	-	-	-	-	-	-	
Influenza and pneumonia (470-474, 480-486)	-	-	-	-	-	9	57.7	9	-	-	12	98.4	12	-	
Influenza (470-474)	-	-	-	-	-	-	-	-	-	-	-	-	-	-	
Pneumonia (480-486)	-	-	-	-	-	9	57.7	9	-	-	12	98.4	12	-	
Bronchitis, emphysema, and asthma (490-493)	-	-	-	-	-	5	32.1	5	-	-	2	16.4	2	-	
Chronic and unqual. bronchitis (490, 491)	-	-	-	-	-	1	6.4	1	-	-	-	-	-	-	
Emphysema (492)	-	-	-	-	-	3	19.2	3	-	-	2	16.4	2	-	
Asthma (493)	-	-	-	-	-	1	6.4	1	-	-	-	-	-	-	
Peptic ulcer (531-533)	-	-	-	-	-	-	-	-	-	-	4	32.8	4	-	
Hernia and intestinal obstr. (550-553, 560)	-	-	-	-	-	-	-	-	-	-	2	16.4	2	-	
Cirrhosis of liver (571)	-	-	-	-	-	2	12.8	1	-	1	6	49.2	3	-	
Cholelithiasis, cholecystitis and cholangitis (574, 575)	-	-	-	-	-	1	6.4	1	-	-	2	16.4	2	-	
Nephritis and nephrosis (580-584)	-	-	-	-	-	1	6.4	-	-	1	-	-	-	-	
Infections of kidney (590)	-	-	-	-	-	-	-	-	-	-	5	41.0	3	-	
Hyperplasia of prostate (600)	3	50.8	3	-	-	1	6.4	1	-	-	-	-	-	-	
Congenital anomalies (740-759)	-	-	-	-	-	2	12.8	2	-	-	1	8.2	1	-	
Certain causes of mortality in early infancy (760-769.2, 769.4-772, 774-778)	-	-	-	-	-	1	6.4	1	-	-	3	24.6	2	1	
Symptoms and ill-defined conditions (780-796)	-	-	-	-	-	23	147.4	21	2	-	-	-	-	-	
All other diseases (Residual)	4	67.8	4	-	-	18	115.4	17	1	-	16	131.1	12	-	
Accidents (E800-E949)	6	101.7	6	-	-	9	57.7	9	-	-	10	82.0	7	-	
Motor vehicle accidents (E810-E823)	1	16.9	1	-	-	6	38.5	6	-	-	5	41.0	4	-	
All other accidents (E800-E807, E825-E949)	5	84.7	5	-	-	3	19.2	3	-	-	5	41.0	3	-	
Suicide (E950-E959)	-	-	-	-	-	4	25.6	4	-	-	-	-	-	-	
Homicide (E960-E978)	-	-	-	-	-	1	6.4	1	-	-	-	-	-	-	
All other external causes (E980-E999)	-	-	-	-	-	2	12.8	2	-	-	-	-	-	-	

TABLE VI

RESIDENT BIRTHS, FETAL DEATHS (STILLBIRTHS), DEATHS, AND DEATHS BY 38 SELECTED CAUSES, NUMBER AND RATE, BY RACE BY COUNTY, OKLAHOMA, 1974 (CONTINUED)

	BRYAN					CADDO					CANADIAN				
	TOTAL		RACE			TOTAL		RACE			TOTAL		RACE		
ESTIMATED POPULATION, JULY 1	26,600		WH.	NEG.	IND.	31,300		WH.	NEG.	IND.	45,100		WH.	NEG.	IND.
	NO.	RATE	NO.	NO.	NO.	NO.	RATE	NO.	NO.	NO.	NO.	RATE	NO.	NO.	NO.
Live births	386	14.5	346	11	29	443	14.2	294	23	126	647	14.3	593	20	34
Physician in hospital	386	100.0	346	11	29	440	99.3	291	23	126	645	99.7	591	20	34
Physician not in hospital	-	-	-	-	-	2	0.5	2	-	-	1	0.2	1	-	-
Midwife, other, or unknown	-	-	-	-	-	1	0.2	1	-	-	1	0.2	1	-	-
Stillbirths	7	17.8	7	-	-	7	15.6	3	1	3	5	7.7	5	-	-
Physician in hospital	6	85.7	6	-	-	7	100.0	3	1	3	5	100.0	5	-	-
Physician not in hospital	1	14.3	1	-	-	-	-	-	-	-	-	-	-	-	-
Midwife, other, or unknown	-	-	-	-	-	-	-	-	-	-	-	-	-	-	-
Total deaths, all causes	342	12.9	335	3	4	364	11.6	297	9	58	320	7.1	307	11	2
Deaths under 1 year	6	15.5	6	-	-	15	33.9	7	-	8	14	21.6	13	1	-
Deaths under 1 month	6	15.5	6	-	-	10	22.6	6	-	4	13	20.1	12	1	-
Enteritis and other diarrheal diseases (008,009)	-	-	-	-	-	1	3.2	-	-	1	-	-	-	-	-
Tuberculosis, all forms (010-019)	1	3.8	1	-	-	1	3.2	-	1	-	-	-	-	-	-
Syphilis and its sequelae (090-097)	-	-	-	-	-	-	-	-	-	-	-	-	-	-	-
Other infective and parasitic diseases (Remainder of 000-136)	2	7.5	2	-	-	3	9.6	2	-	1	2	4.4	2	-	-
Malignant neoplasms (140-209)	60	225.6	59	1	-	64	204.5	59	-	5	66	146.3	62	4	-
Diabetes mellitus (250)	6	22.6	5	-	1	9	28.8	6	-	3	2	4.4	2	-	-
Meningitis (320)	-	-	-	-	-	1	3.2	-	-	1	-	-	-	-	-
Major cardiovascular diseases (390-448)	213	800.8	208	2	3	196	626.2	170	5	21	155	343.7	151	4	-
Diseases of heart (390-398, 402, 404, 410-429)	147	552.6	145	-	2	144	460.1	126	4	14	113	250.6	110	3	-
Active rheumatic fever and chronic rheumatic heart disease (390-398)	3	11.3	3	-	-	-	-	-	-	-	1	2.2	1	-	-
Hypertensive heart disease with or without renal disease (402, 404)	-	-	-	-	-	-	-	-	-	-	4	8.9	4	-	-
Ischemic heart disease (410-414)	132	496.2	130	-	2	131	418.5	115	4	12	101	223.9	98	3	-
Chronic disease of endocardium and other myocardial insufficiency (424, 428)	12	45.1	12	-	-	1	3.2	1	-	-	1	2.2	1	-	-
All other forms of heart disease (420-423, 425-427, 429)	-	-	-	-	-	12	38.3	10	-	2	6	13.3	6	-	-
Hypertension (400, 401, 403)	2	7.5	2	-	-	2	6.4	1	-	1	-	-	-	-	-
Cerebrovascular disease (430-438)	56	210.5	53	2	1	36	115.0	29	1	6	33	73.2	33	-	-
Arteriosclerosis (440)	5	18.8	5	-	-	13	41.5	13	-	-	6	13.3	5	1	-
Other diseases of arteries, arterioles, and capillaries (441-448)	3	11.3	3	-	-	1	3.2	1	-	-	3	6.7	3	-	-
Acute bronchitis and bronchiolitis (466)	-	-	-	-	-	-	-	-	-	-	-	-	-	-	-
Influenza and pneumonia (470-474, 480-486)	5	18.8	5	-	-	9	28.8	7	-	2	9	20.0	9	-	-
Influenza (470-474)	-	-	-	-	-	2	6.4	2	-	-	-	-	-	-	-
Pneumonia (480-486)	5	18.8	5	-	-	7	22.4	5	-	2	9	20.0	9	-	-
Bronchitis, emphysema, and asthma (490-493)	6	22.6	6	-	-	3	9.6	3	-	-	1	2.2	1	-	-
Chronic and unqual. bronchitis (490, 491)	1	3.8	1	-	-	-	-	-	-	-	-	-	-	-	-
Emphysema (492)	4	15.0	4	-	-	3	9.6	3	-	-	1	2.2	1	-	-
Asthma (493)	1	3.8	1	-	-	-	-	-	-	-	-	-	-	-	-
Peptic ulcer (531-533)	1	3.8	1	-	-	4	12.8	3	-	1	3	6.7	3	-	-
Hernia and intestinal obstr. (550-553, 560)	1	3.8	1	-	-	2	6.4	1	1	-	2	4.4	2	-	-
Cirrhosis of liver (571)	1	3.8	1	-	-	7	22.4	2	-	5	2	4.4	2	-	-
Cholelithiasis, cholecystitis and cholangitis (574, 575)	1	3.8	1	-	-	-	-	-	-	-	-	-	-	-	-
Nephritis and nephrosis (580-584)	2	7.5	2	-	-	-	-	-	-	-	1	2.2	1	-	-
Infections of kidney (590)	1	3.8	1	-	-	3	9.6	2	1	-	-	-	-	-	-
Hyperplasia of prostate (600)	1	3.8	1	-	-	-	-	-	-	-	-	-	-	-	-
Congenital anomalies (740-759)	1	3.8	1	-	-	1	3.2	-	-	1	3	6.7	3	-	-
Certain causes of mortality in early infancy (760-769.2, 769.4-772, 774-778)	5	18.8	5	-	-	8	25.6	6	-	2	9	20.0	8	1	-
Symptoms and ill-defined conditions (780-796)	1	3.8	1	-	-	7	22.4	4	-	3	6	13.3	6	-	-
All other diseases (Residual)	15	56.4	15	-	-	14	44.7	10	1	3	24	53.2	22	1	1
Accidents (E800-E949)	14	52.6	14	-	-	22	70.3	17	-	-	22	48.8	21	-	1
Motor vehicle accidents (E810-E823)	6	22.6	6	-	-	12	38.3	10	-	2	13	28.8	12	-	1
All other accidents (E800-E807, E825-E949)	8	30.1	8	-	-	10	31.9	7	-	3	9	20.0	9	-	-
Suicide (E950-E959)	3	11.3	3	-	-	5	16.0	2	-	3	9	20.0	9	-	-
Homicide (E960-E978)	1	3.8	1	-	-	4	12.8	3	-	1	4	8.9	3	1	-
All other external causes (E980-E999)	1	3.8	1	-	-	-	-	-	-	-	-	-	-	-	-

TABLE VI

RESIDENT BIRTHS, FETAL DEATHS (STILLBIRTHS), DEATHS, AND DEATHS BY 38 SELECTED CAUSES, NUMBER AND RATE, BY RACE BY COUNTY, OKLAHOMA, 1974 (CONTINUED)

	CIMARRON					CLEVELAND					COAL				
	TOTAL		RACE			TOTAL		RACE			TOTAL		RACE		
ESTIMATED POPULATION, JULY 1	4,000		WH.	NEG.	IND.	102,600		WH.	NEG.	IND.	5,800		WH.	NEG.	IN
	NO.	RATE	NO.	NO.	NO.	NO.	RATE	NO.	NO.	NO.	NO.	RATE	NO.	NO.	N
Live births	67	16.8	67	-	-	1,352	13.2	1,284	19	49	70	12.1	61	-	
Physician in hospital	66	98.5	66	-	-	1,344	99.4	1,276	19	49	70	100.0	61	-	
Physician not in hospital	-	-	-	-	-	1	0.1	1	-	-	-	-	-	-	
Midwife, other, or unknown	1	1.5	1	-	-	7	0.5	7	-	-	-	-	-	-	
Stillbirths	2	29.0	2	-	-	27	19.6	24	2	1	1	4.1	1	-	
Physician in hospital	2	100.0	2	-	-	27	100.0	24	2	1	1	100.0	1	-	
Physician not in hospital	-	-	-	-	-	-	-	-	-	-	-	-	-	-	
Midwife, other, or unknown	-	-	-	-	-	-	-	-	-	-	-	-	-	-	
Total deaths, all causes	51	12.8	51	-	-	503	4.9	496	2	5	75	12.9	69	2	
Deaths under 1 year	2	29.9	2	-	-	16	11.8	16	-	-	-	-	-	-	
Deaths under 1 month	-	-	-	-	-	13	9.6	13	-	-	-	-	-	-	
Enteritis and other diarrheal diseases (008,009)	1	25.0	1	-	-	-	-	-	-	-	-	-	-	-	
Tuberculosis, all forms (010-019)	-	-	-	-	-	-	-	-	-	-	1	17.2	1	-	
Syphilis and its sequelae (090-097)	-	-	-	-	-	-	-	-	-	-	-	-	-	-	
Other infective and parasitic diseases (Remainder of 000-136)	-	-	-	-	-	2	1.9	2	-	-	-	-	-	-	
Malignant neoplasms (140-209)	7	175.0	7	-	-	84	81.9	83	-	1	17	293.1	15	1	
Diabetes mellitus (250)	1	25.0	1	-	-	9	8.8	8	-	1	2	34.5	2	-	
Meningitis (320)	-	-	-	-	-	1	1.0	1	-	-	-	-	-	-	
Major cardiovascular diseases (390-448)	28	700.0	28	-	-	254	247.6	252	1	1	36	620.7	34	-	
Diseases of heart (390-398, 402, 404, 410-429)	21	525.0	21	-	-	158	154.0	157	-	1	27	465.5	25	-	
Active rheumatic fever and chronic rheumatic heart disease (390-398)	-	-	-	-	-	1	1.0	1	-	-	-	-	-	-	
Hypertensive heart disease with or without renal disease (402, 404)	-	-	-	-	-	3	2.9	3	-	-	1	17.2	1	-	
Ischemic heart disease (410-414)	19	475.0	19	-	-	144	140.4	143	-	1	22	379.3	20	-	
Chronic disease of endocardium and other myocardial insufficiency (424, 428)	-	-	-	-	-	-	-	-	-	-	3	51.7	3	-	
All other forms of heart disease (420-423, 425-427, 429)	2	50.0	2	-	-	10	9.7	10	-	-	1	17.2	1	-	
Hypertension (400, 401, 403)	-	-	-	-	-	1	1.0	1	-	-	-	-	-	-	
Cerebrovascular disease (430-438)	5	125.0	5	-	-	75	73.1	75	-	-	7	120.7	7	-	
Arteriosclerosis (440)	-	-	-	-	-	13	12.7	13	-	-	-	-	-	-	
Other diseases of arteries, arterioles, and capillaries (441-448)	2	50.0	2	-	-	7	6.8	6	1	-	2	34.5	2	-	
Acute bronchitis and bronchiolitis (466)	-	-	-	-	-	-	-	-	-	-	-	-	-	-	
Influenza and pneumonia (470-474, 480-486)	1	25.0	1	-	-	18	17.5	18	-	-	-	-	-	-	
Influenza (470-474)	-	-	-	-	-	-	-	-	-	-	-	-	-	-	
Pneumonia (480-486)	1	25.0	1	-	-	18	17.5	18	-	-	-	-	-	-	
Bronchitis, emphysema, and asthma (490-493)	1	25.0	1	-	-	7	6.8	7	-	-	-	-	-	-	
Chronic and unqual. bronchitis (490, 491)	-	-	-	-	-	1	1.0	1	-	-	-	-	-	-	
Emphysema (492)	1	25.0	1	-	-	6	5.8	6	-	-	-	-	-	-	
Asthma (493)	-	-	-	-	-	-	-	-	-	-	-	-	-	-	
Peptic ulcer (531-533)	1	25.0	1	-	-	2	1.9	2	-	-	-	-	-	-	
Hernia and intestinal obstr. (550-553, 560)	1	25.0	1	-	-	5	4.9	5	-	-	-	-	-	-	
Cirrhosis of liver (571)	1	25.0	1	-	-	5	4.9	4	-	1	2	34.5	2	-	
Cholelithiasis, cholecystitis and cholangitis (574, 575)	-	-	-	-	-	-	-	-	-	-	-	-	-	-	
Nephritis and nephrosis (580-584)	-	-	-	-	-	3	2.9	3	-	-	-	-	-	-	
Infections of kidney (590)	-	-	-	-	-	2	1.9	2	-	-	-	-	-	-	
Hyperplasia of prostate (600)	-	-	-	-	-	-	-	-	-	-	-	-	-	-	
Congenital anomalies (740-759)	2	50.0	2	-	-	5	4.9	5	-	-	-	-	-	-	
Certain causes of mortality in early infancy (760-769.2, 769.4-772, 774-778)	-	-	-	-	-	9	8.8	9	-	-	-	-	-	-	
Symptoms and ill-defined conditions (780-796)	2	50.0	2	-	-	8	7.8	8	-	-	1	17.2	1	-	
All other diseases (Residual)	1	25.0	1	-	-	34	33.1	33	1	-	5	86.2	5	-	
Accidents (E800-E949)	4	100.0	4	-	-	37	36.1	36	-	1	8	137.9	7	1	
Motor vehicle accidents (E810-E823)	3	75.0	3	-	-	19	18.5	18	-	1	4	69.0	4	-	
All other accidents (E800-E807, E825-E949)	1	25.0	1	-	-	18	17.5	18	-	-	4	69.0	3	1	
Suicide (E950-E959)	-	-	-	-	-	10	9.7	10	-	-	1	17.2	1	-	
Homicide (E960-E978)	-	-	-	-	-	6	5.8	6	-	-	2	34.5	1	-	
All other external causes (E980-E999)	-	-	-	-	-	2	1.9	2	-	-	-	-	-	-	

TABLE VI

RESIDENT BIRTHS, FETAL DEATHS (STILLBIRTHS), DEATHS, AND DEATHS BY 38 SELECTED CAUSES, NUMBER AND RATE, BY RACE BY COUNTY, OKLAHOMA, 1974 (CONTINUED)

	COMANCHE					COTTON					CRAIG				
	TOTAL		RACE			TOTAL		RACE			TOTAL		RACE		
ESTIMATED POPULATION, JULY 1	105,400		WH.	NEG.	IND.	6,600		WH.	NEG.	IND.	14,700		WH.	NEG.	IND.
	NO.	RATE	NO.	NO.	NO.	NO.	RATE	NO.	NO.	NO.	NO.	RATE	NO.	NO.	NO.
Live births	2,391	22.7	1,919	337	135	75	11.4	63	2	10	168	11.4	148	5	15
Physician in hospital	2,388	99.9	1,917	336	135	74	98.7	62	2	10	168	100.0	148	5	15
Physician not in hospital	2	0.1	1	1	-	1	1.3	1	-	-	-	-	-	-	-
Midwife, other, or unknown	1	0.0	1	-	-	-	-	-	-	-	-	-	-	-	-
Stillbirths	25	10.3	20	4	1	2	26.0	2	-	-	2	11.8	2	-	-
Physician in hospital	25	100.3	20	4	1	2	100.0	2	-	-	2	100.0	2	-	-
Physician not in hospital	-	-	-	-	-	-	-	-	-	-	-	-	-	-	-
Midwife, other, or unknown	-	-	-	-	-	-	-	-	-	-	-	-	-	-	-
Total deaths, all causes	618	5.9	528	63	27	99	15.0	94	1	4	201	13.7	193	5	3
Deaths under 1 year	42	17.6	29	11	2	-	-	-	-	-	4	23.8	4	-	-
Deaths under 1 month	27	11.3	20	6	1	-	-	-	-	-	2	11.9	2	-	-
Enteritis and other diarrheal diseases (008,009)	2	1.9	2	-	-	-	-	-	-	-	-	-	-	-	-
Tuberculosis, all forms (010-019)	2	1.9	2	-	-	-	-	-	-	-	-	-	-	-	-
Syphilis and its sequelae (090-097)	-	-	-	-	-	-	-	-	-	-	-	-	-	-	-
Other infective and parasitic diseases (Remainder of 000-136)	7	6.6	5	-	2	2	30.3	2	-	-	-	-	-	-	-
Malignant neoplasms (140-209)	107	101.5	94	11	2	15	227.3	15	-	-	40	272.1	38	1	1
Diabetes mellitus (250)	10	9.5	9	-	-	-	-	-	-	-	4	27.2	4	-	-
Meningitis (320)	1	0.9	-	-	1	-	-	-	-	-	-	-	-	-	-
Major cardiovascular diseases (390-448)	276	261.9	247	20	9	52	787.9	50	-	2	100	680.3	96	2	2
Diseases of heart (390-398, 402, 404, 410-429)	200	189.8	181	11	8	39	590.9	38	-	1	63	428.6	62	1	-
Active rheumatic fever and chronic rheumatic heart disease (390-398)	4	3.8	2	-	2	1	5.2	1	-	-	1	6.8	1	-	-
Hypertensive heart disease with or without renal disease (402, 404)	3	2.8	2	1	-	-	-	-	-	-	1	6.8	1	-	-
Ischemic heart disease (410-414)	174	165.1	164	6	4	32	484.8	32	-	-	60	408.2	59	1	-
Chronic disease of endocardium and other myocardial insufficiency (424, 428)	2	1.9	2	-	-	2	30.3	1	-	1	-	-	-	-	-
All other forms of heart disease (420-423, 425-427, 429)	17	16.1	11	4	2	4	60.6	4	-	-	1	6.8	1	-	-
Hypertension (400, 401, 403)	2	1.9	1	-	1	-	-	-	-	-	1	6.8	-	-	1
Cerebrovascular disease (430-438)	58	55.0	51	7	-	11	166.7	10	-	1	29	197.3	27	1	1
Arteriosclerosis (440)	9	8.5	9	-	-	1	15.2	1	-	-	5	34.0	5	-	-
Other diseases of arteries, arterioles, and capillaries (441-448)	7	6.6	5	2	-	1	15.2	1	-	-	2	13.6	2	-	-
cute bronchitis and bronchiolitis (466)	-	-	-	-	-	-	-	-	-	-	-	-	-	-	-
nfluenza and pneumonia (470-474, 480-486)	22	20.9	18	3	1	4	60.6	4	-	-	15	102.0	14	1	-
Influenza (470-474)		-		-	-	-	-	-	-	-	-	-	-	-	-
Pneumonia (480-486)	22	20.9	18	3	1	4	60.6	4	-	-	15	102.0	14	1	-
ronchitis, emphysema, and asthma (490-493)	9	8.5	8	1	-	1	15.2	1	-	-	2	13.6	2	-	-
Chronic and unqual. bronchitis (490, 491)	-	-	-	-	-	-	-	-	-	-	-	-	-	-	-
Emphysema (492)	8	7.6	7	1	-	1	15.2	1	-	-	2	13.6	2	-	-
Asthma (493)	1	0.9	1	-	-	-	-	-	-	-	-	-	-	-	-
eptic ulcer (531-533)	3	2.8	2	1	-	-	-	-	-	-	1	6.8	1	-	-
ernia and intestinal obstr. (550-553, 560)	4	3.8	4	-	-	-	-	-	-	-	-	-	-	-	-
irrhosis of liver (571)	13	12.3	11	1	1	2	30.3	1	1	-	1	6.8	1	-	-
holelithiasis, cholecystitis and cholangitis (574, 575)	4	3.8	3	-	1	-	-	-	-	-	-	-	-	-	-
ephritis and nephrosis (580-584)	-	-	-	-	-	-	-	-	-	-	-	-	-	-	-
nfections of kidney (590)	2	1.9	2	-	-	-	-	-	-	-	5	34.0	5	-	-
yperplasia of prostate (600)	1	0.9	1	-	-	-	-	-	-	-	-	-	-	-	-
ongenital anomalies (740-759)	10	9.5	9	1	-	-	-	-	-	-	1	6.8	1	-	-
ertain causes of mortality in early infancy (760-769.2, 769.4-772, 774-778)	20	19.0	14	5	1	-	-	-	-	-	1	6.8	1	-	-
mptoms and ill-defined conditions (780-796)	12	11.4	9	2	1	4	60.6	4	-	-	3	20.4	3	-	-
l other diseases (Residual)	49	46.5	36	8	5	12	181.8	12	-	-	9	61.2	8	1	-
cidents (E800-E949)	45	42.7	41	3	1	6	90.9	4	-	-	16	108.8	16	-	-
Motor vehicle accidents (E810-E823)	22	20.9	19	3	-	5	75.8	3	-	-	8	54.4	8	-	-
All other accidents (E800-E807, E825-E949)	23	21.8	22	-	1	1	15.2	1	-	-	8	54.4	8	-	-
icide (E950-E959)	4	3.8	4	-	-	1	15.2	1	-	-	2	13.6	2	-	-
micide (E960-E978)	13	12.3	6	6	1	-	-	-	-	-	1	6.8	1	-	-
l other external causes (E980-E999)	2	1.9	1	1	-	-	-	-	-	-	-	-	-	-	-

TABLE VI

RESIDENT BIRTHS, FETAL DEATHS (STILLBIRTHS), DEATHS, AND DEATHS BY 38 SELECTED CAUSES, NUMBER AND RATE, BY RACE BY COUNTY, OKLAHOMA, 1974 (CONTINUED)

	CREEK					CUSTER					DELAWARE			
	TOTAL		RACE			TOTAL		RACE			TOTAL		RACE	
ESTIMATED POPULATION, JULY 1	47,700		WH.	NEG.	IND.	22,300		WH.	NEG.	IND.	19,400		WH.	NEG.
	NO.	RATE	NO.	NO.	NO.	NO.	RATE	NO.	NO.	NO.	NO.	RATE	NO.	NO.
Live births	720	15.1	633	37	50	341	15.3	283	21	37	273	14.1	184	-
Physician in hospital	706	98.1	621	37	48	341	100.0	283	21	37	273	100.0	184	-
Physician not in hospital	1	0.1	1	-	-	-	-	-	-	-	-	-	-	-
Midwife, other, or unknown	13	1.8	11	-	2	-	-	-	-	-	-	-	-	-
Stillbirths	10	13.7	10	-	-	6	17.3	2	4	-	3	10.9	2	-
Physician in hospital	10	100.0	10	-	-	6	100.0	2	4	-	3	100.0	2	-
Physician not in hospital	-	-	---	-	-	-	-	-	-	-	-	-	-	-
Midwife, other, or unknown	-	-	---	-	-	-	-	-	-	-	-	-	-	-
Total deaths, all causes	530	11.1	475	39	16	243	10.9	221	10	12	230	11.9	199	-
Deaths under 1 year	12	16.7	9	3	-	9	26.4	7	1	1	2	7.3	2	-
Deaths under 1 month	9	12.5	8	1	-	6	17.6	5	1	-	2	7.3	2	-
Enteritis and other diarrheal diseases (008,009)	4	8.4	3	-	1	-	-	-	-	-	-	-	-	-
Tuberculosis, all forms (010-019)	-	-	-	-	-	-	-	-	-	-	1	5.2	-	-
Syphilis and its sequelae (090-097)	1	2.1	1	-	-	-	-	-	-	-	-	-	-	-
Other infective and parasitic diseases (Remainder of 000-136)	1	2.1	1	-	-	1	4.5	1	-	-	1	5.2	1	-
Malignant neoplasms (140-209)	86	180.3	79	4	3	30	134.5	27	2	1	41	211.3	35	-
Diabetes mellitus (250)	16	33.5	13	1	2	7	31.4	3	2	2	1	5.2	1	-
Meningitis (320)	-	-	-	-	-	-	-	-	-	-	-	-	-	-
Major cardiovascular diseases (390-448)	287	601.7	256	25	6	122	547.1	119	2	1	110	567.0	94	-
Diseases of heart (390-398, 402, 404, 410-429)	218	457.0	191	21	6	89	399.1	87	1	1	75	386.6	62	-
Active rheumatic fever and chronic rheumatic heart disease (390-398)	-	-	-	-	-	2	9.0	2	-	-	-	-	-	-
Hypertensive heart disease with or without renal disease (402, 404)	6	12.6	4	1	1	11	49.3	11	-	-	-	-	-	-
Ischemic heart disease (410-414)	202	423.5	178	19	5	71	318.4	69	1	1	64	329.9	52	-
Chronic disease of endocardium and other myocardial insufficiency (424, 428)	-	-	-	-	-	-	-	-	-	-	-	-	-	-
All other forms of heart disease (420-423, 425-427, 429)	10	21.0	9	1	-	5	22.4	5	-	-	11	56.7	10	-
Hypertension (400, 401, 403)	-	-	-	-	-	1	4.5	1	-	-	-	-	-	-
Cerebrovascular disease (430-438)	66	138.4	62	4	-	22	98.7	21	1	-	27	139.2	24	-
Arteriosclerosis (440)	1	2.1	1	-	-	7	31.4	7	-	-	4	20.6	4	-
Other diseases of arteries, arterioles, and capillaries (441-448)	2	4.2	2	-	-	3	13.5	3	-	-	4	20.6	4	-
Acute bronchitis and bronchiolitis (466)	-	-	-	-	-	1	4.5	1	-	-	-	-	-	-
Influenza and pneumonia (470-474, 480-486)	21	44.0	18	2	1	10	44.8	10	-	-	13	67.0	11	-
Influenza (470-474)	2	4.2	2	-	-	2	9.0	2	-	-	1	5.2	1	-
Pneumonia (480-486)	19	39.8	16	2	1	8	35.9	8	-	-	12	61.9	10	-
Bronchitis, emphysema, and asthma (490-493)	8	16.8	7	1	-	4	17.9	4	-	-	2	10.3	2	-
Chronic and unqual. bronchitis (490, 491)	-	-	-	-	-	-	-	-	-	-	1	5.2	1	-
Emphysema (492)	8	16.8	7	1	-	4	17.9	4	-	-	1	5.2	1	-
Asthma (493)	-	-	-	-	-	-	-	-	-	-	-	-	-	-
Peptic ulcer (531-533)	1	2.1	1	-	-	3	13.5	3	-	-	-	-	-	-
Hernia and intestinal obstr. (550-553, 560)	1	2.1	1	-	-	2	9.0	2	-	-	1	5.2	1	-
Cirrhosis of liver (571)	7	14.7	6	-	1	4	17.9	3	-	1	4	20.6	3	-
Cholelithiasis, cholecystitis and cholangitis (574, 575)	-	-	-	-	-	2	9.0	1	-	1	1	5.2	1	-
Nephritis and nephrosis (580-584)	2	4.2	2	-	-	5	22.4	5	-	-	-	-	-	-
Infections of kidney (590)	4	8.4	3	1	-	1	4.5	1	-	-	1	5.2	1	-
Hyperplasia of prostate (600)	1	2.1	1	-	-	-	-	-	-	-	-	-	-	-
Congenital anomalies (740-759)	1	2.1	1	-	-	-	-	-	-	-	2	10.3	2	-
Certain causes of mortality in early infancy (760-769.2, 769.4-772, 774-778)	6	12.6	6	-	-	6	26.9	5	1	-	-	-	-	-
Symptoms and ill-defined conditions (780-796)	3	6.3	2	1	-	2	9.0	2	-	-	6	30.9	5	-
All other diseases (Residual)	31	65.0	28	3	-	17	76.2	16	-	1	21	108.2	20	-
Accidents (E800-E949)	40	83.9	39	-	1	19	85.2	14	2	3	18	92.8	16	-
Motor vehicle accidents (E810-E823)	19	39.8	18	-	1	6	26.9	2	1	3	9	46.4	9	-
All other accidents (E800-E807, E825-E949)	21	44.0	21	-	-	13	58.3	12	1	-	9	46.4	7	-
Suicide (E950-E959)	4	8.4	3	-	1	3	13.5	3	-	-	3	15.5	3	-
Homicide (E960-E978)	5	10.5	4	1	-	2	9.0	2	-	-	3	15.5	2	-
All other external causes (E980-E999)	-	-	-	-	-	2	9.0	-	-	2	1	5.2	1	-

TABLE VI

RESIDENT BIRTHS, FETAL DEATHS (STILLBIRTHS), DEATHS, AND DEATHS BY 38 SELECTED CAUSES, NUMBER AND RATE, BY RACE BY COUNTY, OKLAHOMA, 1974 (CONTINUED)

	DEWEY					ELLIS					GARFIELD				
	TOTAL		RACE			TOTAL		RACE			TOTAL		RACE		
ESTIMATED POPULATION, JULY 1	5,700		WH.	NEG.	IND.	5,100		WH.	NEG.	IND.	57,800		WH.	NEG.	IND.
	NO.	RATE	NO.	NO.	NO.	NO.	RATE	NO.	NO.	NO.	NO.	RATE	NO.	NO.	NO.
Live births	50	8.8	44	-	6	73	14.3	73	-	-	921	15.9	849	57	15
Physician in hospital	48	96.0	42	-	6	73	100.0	73	-	-	915	99.3	845	55	15
Physician not in hospital	-	-	-	-	-	-	-	-	-	-	3	0.3	1	2	-
Midwife, other, or unknown	2	4.0	2	-	-	-	-	-	-	-	3	0.3	3	-	-
Stillbirths	1	19.6	1	-	-	-	-	-	-	-	13	13.9	13	-	-
Physician in hospital	1	100.0	1	-	-	-	-	-	-	-	13	100.0	13	-	-
Physician not in hospital	-	-	-	-	-	-	-	-	-	-	-	-	-	-	-
Midwife, other, or unknown	-	-	-	-	-	-	-	-	-	-	-	-	-	-	-
Total deaths, all causes	78	13.7	74	-	4	75	14.7	75	-	-	604	10.4	581	23	-
Deaths under 1 year	-	-	-	-	-	-	-	-	-	-	10	10.9	8	2	-
Deaths under 1 month	-	-	-	-	-	-	-	-	-	-	8	8.7	6	2	-
Enteritis and other diarrheal diseases (008,009)	-	-	-	-	-	-	-	-	-	-	-	-	-	-	-
Tuberculosis, all forms (010-019)	-	-	-	-	-	-	-	-	-	-	2	3.5	2	-	-
Syphilis and its sequelae (090-097)	-	-	-	-	-	-	-	-	-	-	-	-	-	-	-
Other infective and parasitic diseases (Remainder of 000-136)	-	-	-	-	-	-	-	-	-	-	2	3.5	2	-	-
Malignant neoplasms (140-209)	12	210.5	12	-	-	10	196.1	10	-	-	104	179.9	103	1	-
Diabetes mellitus (250)	-	-	-	-	-	2	39.2	2	-	-	7	12.1	7	-	-
Meningitis (320)	-	-	-	-	-	-	-	-	-	-	1	1.7	1	-	-
Major cardiovascular diseases (390-448)	40	701.8	39	-	1	47	921.6	47	-	-	343	593.4	332	11	-
Diseases of heart (390-398, 402, 404, 410-429)	33	578.9	32	-	1	33	647.1	33	-	-	216	373.7	207	9	-
Active rheumatic fever and chronic rheumatic heart disease (390-398)	-	-	-	-	-	-	-	-	-	-	5	8.7	5	-	-
Hypertensive heart disease with or without renal disease (402, 404)	-	-	-	-	-	1	19.6	1	-	-	7	12.1	5	2	-
Ischemic heart disease (410-414)	32	561.4	31	-	1	28	549.0	28	-	-	185	320.1	178	7	-
Chronic disease of endocardium and other myocardial insufficiency (424, 428)	-	-	-	-	-	1	19.6	1	-	-	4	6.9	4	-	-
All other forms of heart disease (420-423, 425-427, 429)	1	17.5	1	-	-	3	58.8	3	-	-	15	26.0	15	-	-
Hypertension (400, 401, 403)	2	35.1	2	-	-	1	19.6	1	-	-	4	6.9	4	-	-
Cerebrovascular disease (430-438)	4	70.2	4	-	-	9	176.5	9	-	-	94	162.6	92	2	-
Arteriosclerosis (440)	1	17.5	1	-	-	1	19.6	1	-	-	23	39.8	23	-	-
Other diseases of arteries, arterioles, and capillaries (441-448)	-	-	-	-	-	3	58.8	3	-	-	6	10.4	6	-	-
Acute bronchitis and bronchiolitis (466)	-	-	-	-	-	-	-	-	-	-	-	-	-	-	-
Influenza and pneumonia (470-474, 480-486)	7	128.8	6	-	1	2	39.2	2	-	-	15	26.0	15	-	-
Influenza (470-474)	1	17.5	1	-	-	-	-	-	-	-	2	3.5	2	-	-
Pneumonia (480-486)	6	105.3	5	-	1	2	39.2	2	-	-	13	22.5	13	-	-
Bronchitis, emphysema, and asthma (490-493)	-	-	-	-	-	-	-	-	-	-	13	22.5	13	-	-
Chronic and unqual. bronchitis (490, 491)	-	-	-	-	-	-	-	-	-	-	2	3.5	2	-	-
Emphysema (492)	-	-	-	-	-	-	-	-	-	-	10	17.3	10	-	-
Asthma (493)	-	-	-	-	-	-	-	-	-	-	1	1.7	1	-	-
Peptic ulcer (531-533)	2	35.1	1	-	1	-	-	-	-	-	4	6.9	4	-	-
Hernia and intestinal obstr. (550-553, 560)	2	35.1	2	-	-	-	-	-	-	-	2	3.5	2	-	-
Cirrhosis of liver (571)	-	-	-	-	-	-	-	-	-	-	5	8.7	4	1	-
Cholelithiasis, cholecystitis and cholangitis (574, 575)	-	-	-	-	-	-	-	-	-	-	2	3.5	2	-	-
Nephritis and nephrosis (580-584)	1	17.5	1	-	-	1	19.6	1	-	-	3	5.2	3	-	-
Infections of kidney (590)	-	-	-	-	-	-	-	-	-	-	1	1.7	1	-	-
Hyperplasia of prostate (600)	-	-	-	-	-	-	-	-	-	-	-	-	-	-	-
Congenital anomalies (740-759)	-	-	-	-	-	-	-	-	-	-	4	6.9	3	1	-
Certain causes of mortality in early infancy (760-769.2, 769.4-772, 774-778)	-	-	-	-	-	-	-	-	-	-	5	8.7	5	-	-
Symptoms and ill-defined conditions (780-796)	-	-	-	-	-	1	19.6	1	-	-	6	10.4	6	-	-
All other diseases (Residual)	7	122.8	7	-	-	8	156.9	8	-	-	37	64.0	35	2	-
Accidents (E800-E949)	7	122.8	6	-	1	3	58.8	3	-	-	34	58.8	31	3	-
Motor vehicle accidents (E810-E823)	5	87.7	5	-	-	1	19.6	1	-	-	14	24.2	13	1	-
All other accidents (E800-E807, E825-E949)	2	35.1	1	-	1	2	39.2	2	-	-	20	34.6	18	2	-
Suicide (E950-E959)	-	-	-	-	-	1	19.6	1	-	-	8	13.8	8	-	-
Homicide (E960-E978)	-	-	-	-	-	-	-	-	-	-	5	8.7	2	3	-
All other external causes (E980-E999)	-	-	-	-	-	-	-	-	-	-	1	1.7	-	1	-

TABLE VI

RESIDENT BIRTHS, FETAL DEATHS (STILLBIRTHS), DEATHS, AND DEATHS BY 38 SELECTED CAUSES, NUMBER AND RATE, BY RACE BY COUNTY, OKLAHOMA, 1974, (CONTINUED)

	GARVIN					GRADY					GRANT				
	TOTAL		RACE			TOTAL		RACE			TOTAL		RACE		
ESTIMATED POPULATION, JULY 1	26,700		WH.	NEG.	IND.	33,700		WH.	NEG.	IND.	7,000		WH.	NEG.	IND.
	NO.	RATE	NO.	NO.	NO.	NO.	RATE	NO.	NO.	NO.	NO.	RATE	NO.	NO.	NO.
Live births	348	13.0	320	16	12	460	13.6	416	30	14	66	9.4	66	-	-
Physician in hospital	345	99.1	317	16	12	459	99.8	415	30	14	66	100.0	66	-	-
Physician not in hospital	2	0.6	2	-	-	1	0.2	1	-	-	-	-	-	-	-
Midwife, other, or unknown	1	0.3	1	-	-	-	-	-	-	-	-	-	-	-	-
Stillbirths	1	2.9	1	-	-	5	10.8	4	-	1	1	14.9	1	-	-
Physician in hospital	1	100.0	1	-	-	5	100.0	4	-	1	1	100.0	1	-	-
Physician not in hospital	-	-	-	-	-	-	-	-	-	-	-	-	-	-	-
Midwife, other, or unknown	-	-	-	-	-	-	-	-	-	-	-	-	-	-	-
Total deaths, all causes	348	13.0	331	12	5	364	10.8	337	26	1	97	13.9	97	-	-
Deaths under 1 year	15	43.1	15	-	-	8	17.4	8	-	-	-	-	-	-	-
Deaths under 1 month	14	40.2	14	-	-	8	17.4	8	-	-	-	-	-	-	-
Enteritis and other diarrheal diseases (008,009)	1	3.7	1	-	-	1	3.0	1	-	-	-	-	-	-	-
Tuberculosis, all forms (010-019)	1	3.7	1	-	-	-	-	-	-	-	-	-	-	-	-
Syphilis and its sequelae (090-097)	-	-	-	-	-	-	-	-	-	-	-	-	-	-	-
Other infective and parasitic diseases (Remainder of 000-136)	1	3.7	1	-	-	4	11.9	4	-	-	1	14.3	1	-	-
Malignant neoplasms (140-209)	57	213.5	55	2	-	64	189.9	57	7	-	9	128.6	9	-	-
Diabetes mellitus (250)	2	7.5	2	-	-	7	20.8	6	1	-	-	-	-	-	-
Meningitis (320)	-	-	-	-	-	1	3.0	1	-	-	-	-	-	-	-
Major cardiovascular diseases (390-448)	179	670.4	172	4	3	210	623.1	196	13	1	68	971.4	68	-	-
Diseases of heart (390-398, 402, 404, 410-429)	136	509.4	131	4	1	120	356.1	111	8	1	48	685.7	48	-	-
Active rheumatic fever and chronic rheumatic heart disease (390-398)	-	-	-	-	-	6	17.8	5	1	-	-	-	-	-	-
Hypertensive heart disease with or without renal disease (402, 404)	3	11.2	3	-	-	5	14.8	5	-	-	2	28.6	2	-	-
Ischemic heart disease (410-414)	123	460.7	120	3	-	102	302.7	94	7	1	32	457.1	32	-	-
Chronic disease of endocardium and other myocardial insufficiency (424, 428)	-	-	-	-	-	1	3.0	1	-	-	3	42.9	3	-	-
All other forms of heart disease (420-423, 425-427, 429)	10	37.5	8	1	1	6	17.8	6	-	-	11	157.1	11	-	-
Hypertension (400, 401, 403)	2	7.5	2	-	-	3	8.9	3	-	-	-	-	-	-	-
Cerebrovascular disease (430-438)	29	108.6	27	-	2	64	189.9	60	4	-	15	214.3	15	-	-
Arteriosclerosis (440)	5	18.7	5	-	-	13	38.6	12	1	-	4	57.1	4	-	-
Other diseases of arteries, arterioles, and capillaries (441-448)	7	26.2	7	-	-	10	29.7	10	-	-	1	14.3	1	-	-
Acute bronchitis and bronchiolitis (466)	-	-	-	-	-	-	-	-	-	-	-	-	-	-	-
Influenza and pneumonia (470-474, 480-486)	9	33.7	9	-	-	13	38.6	11	2	-	3	42.9	3	-	-
Influenza (470-474)	-	-	-	-	-	1	3.0	1	-	-	-	-	-	-	-
Pneumonia (480-486)	9	33.7	9	-	-	12	35.6	10	2	-	3	42.9	3	-	-
Bronchitis, emphysema, and asthma (490-493)	1	3.7	1	-	-	4	11.9	4	-	-	1	14.3	1	-	-
Chronic and unqual. bronchitis (490, 491)	-	-	-	-	-	1	3.0	1	-	-	-	-	-	-	-
Emphysema (492)	1	3.7	1	-	-	3	8.9	3	-	-	1	14.3	1	-	-
Asthma (493)	-	-	-	-	-	-	-	-	-	-	-	-	-	-	-
Peptic ulcer (531-533)	1	3.7	1	-	-	1	3.0	1	-	-	-	-	-	-	-
Hernia and intestinal obstr. (550-553, 560)	-	-	-	-	-	1	3.0	1	-	-	1	14.3	1	-	-
Cirrhosis of liver (571)	3	11.2	3	-	-	3	8.9	2	1	-	-	-	-	-	-
Cholelithiasis, cholecystitis and cholangitis (574, 575)	-	-	-	-	-	-	-	-	-	-	-	-	-	-	-
Nephritis and nephrosis (580-584)	1	3.7	1	-	-	2	5.9	2	-	-	1	14.3	1	-	-
Infections of kidney (590)	5	18.7	3	1	1	1	3.0	1	-	-	-	-	-	-	-
Hyperplasia of prostate (600)	-	-	-	-	-	2	5.9	2	-	-	-	-	-	-	-
Congenital anomalies (740-759)	-	-	-	-	-	-	-	-	-	-	-	-	-	-	-
Certain causes of mortality in early infancy (760-769.2, 769.4-772, 774-778)	4	15.0	4	-	-	1	3.0	1	-	-	-	-	-	-	-
Symptoms and ill-defined conditions (780-796)	12	44.9	12	-	-	7	20.8	7	-	-	-	-	-	-	-
All other diseases (Residual)	5	18.7	4	-	1	2	5.9	2	-	-	1	14.3	1	-	-
Accidents (E800-E949)	30	112.4	28	2	-	20	59.3	18	2	-	6	85.7	6	-	-
Motor vehicle accidents (E810-E823)	24	89.9	22	2	-	15	44.5	15	-	-	5	71.4	5	-	-
All other accidents (E800-E807, E825-E949)	12	44.9	11	1	-	5	14.8	5	-	-	4	57.1	4	-	-
Suicide (E950-E959)	12	44.9	11	1	-	10	29.7	10	-	-	1	14.3	1	-	-
Homicide (E960-E978)	8	30.0	8	-	-	3	8.9	3	-	-	1	14.3	1	-	-
All other external causes (E980-E999)	3	11.2	2	1	-	-	-	-	-	-	-	-	-	-	-
	1	3.7	1	-	-	2	5.9	2	-	-	-	-	-	-	-

TABLE VI

RESIDENT BIRTHS, FETAL DEATHS (STILLBIRTHS), DEATHS, AND DEATHS BY 38 SELECTED CAUSES, NUMBER AND RATE, BY RACE BY COUNTY, OKLAHOMA, 1974 (CONTINUED)

	GREER					HARMON					HARPER				
	TOTAL		RACE			TOTAL		RACE			TOTAL		RACE		
ESTIMATED POPULATION, JULY 1	8,100		WH.	NEG.	IND.	4,700		WH.	NEG.	IND.	4,900		WH.	NEG.	IND.
	NO.	RATE	NO.	NO.	NO.	NO.	RATE	NO.	NO.	NO.	NO.	RATE	NO.	NO.	NO.
Live births	81	10.0	67	13	1	61	13.0	48	10	3	74	15.1	74	-	-
Physician in hospital	80	98.8	66	13	1	61	100.0	48	10	3	74	100.0	74	-	-
Physician not in hospital	1	1.2	1	-	-	-	-	-	-	-	-	-	-	-	-
Midwife, other, or unknown	-	-	-	-	-	-	-	-	-	-	-	-	-	-	-
Stillbirths	2	24.1	2	-	-	-	-	-	-	-	-	-	-	-	-
Physician in hospital	2	100.0	2	-	-	-	-	-	-	-	-	-	-	-	-
Physician not in hospital	-	-	-	-	-	-	-	-	-	-	-	-	-	-	-
Midwife, other, or unknown	-	-	-	-	-	-	-	-	-	-	-	-	-	-	-
Total deaths, all causes	131	16.2	123	8	-	68	14.5	66	2	-	59	12.0	58	-	1
Deaths under 1 year	3	37.0	-	3	-	-	-	-	-	-	1	13.5	1	-	-
Deaths under 1 month	3	37.0	-	3	-	-	-	-	-	-	1	13.5	1	-	-
Enteritis and other diarrheal diseases (008,009)	-	-	-	-	-	-	-	-	-	-	-	-	-	-	-
Tuberculosis, all forms (010-019)	-	-	-	-	-	-	-	-	-	-	-	-	-	-	-
Syphilis and its sequelae (090-097)	-	-	-	-	-	-	-	-	-	-	-	-	-	-	-
Other infective and parasitic diseases (Remainder of 000-136)	1	12.3	1	-	-	-	-	-	-	-	-	-	-	-	-
Malignant neoplasms (140-209)	23	284.0	22	1	-	13	276.6	13	-	-	8	163.3	8	-	-
Diabetes mellitus (250)	1	12.3	1	-	-	-	-	-	-	-	1	20.4	1	-	-
Meningitis (320)	-	-	-	-	-	-	-	-	-	-	-	-	-	-	-
Major cardiovascular diseases (390-448)	77	950.6	76	1	-	41	872.3	40	1	-	32	653.1	31	-	1
Diseases of heart (390-398, 402, 404, 410-429)	53	654.3	52	1	-	29	617.0	29	-	-	22	449.0	21	-	1
Active rheumatic fever and chronic rheumatic heart disease (390-398)	-	-	-	-	-	1	21.3	1	-	-	-	-	-	-	-
Hypertensive heart disease with or without renal disease (402, 404)	-	-	-	-	-	-	-	-	-	-	-	-	-	-	-
Ischemic heart disease (410-414)	52	642.0	51	1	-	25	531.9	25	-	-	18	367.3	17	-	1
Chronic disease of endocardium and other myocardial insufficiency (424, 428)	-	-	-	-	-	-	-	-	-	-	-	-	-	-	-
All other forms of heart disease (420-423, 425-427, 429)	1	12.3	1	-	-	3	63.8	3	-	-	4	81.6	4	-	-
Hypertension (400, 401, 403)	-	-	-	-	-	-	-	-	-	-	-	-	-	-	-
Cerebrovascular disease (430-438)	19	234.6	19	-	-	12	255.3	11	1	-	10	204.1	10	-	-
Arteriosclerosis (440)	4	49.4	4	-	-	-	-	-	-	-	-	-	-	-	-
Other diseases of arteries, arterioles, and capillaries (441-448)	1	12.3	1	-	-	-	-	-	-	-	-	-	-	-	-
Acute bronchitis and bronchiolitis (466)	-	-	-	-	-	-	-	-	-	-	-	-	-	-	-
Influenza and pneumonia (470-474, 480-486)	12	148.1	11	1	-	3	63.8	3	-	-	3	61.2	3	-	-
Influenza (470-474)	1	12.3	1	-	-	-	-	-	-	-	-	-	-	-	-
Pneumonia (480-486)	11	135.8	10	1	-	3	63.8	3	-	-	3	61.2	3	-	-
Bronchitis, emphysema, and asthma (490-493)	-	-	-	-	-	2	42.6	2	-	-	-	-	-	-	-
Chronic and unqual. bronchitis (490, 491)	-	-	-	-	-	-	-	-	-	-	-	-	-	-	-
Emphysema (492)	-	-	-	-	-	2	42.6	2	-	-	-	-	-	-	-
Asthma (493)	-	-	-	-	-	-	-	-	-	-	-	-	-	-	-
Peptic ulcer (531-533)	-	-	-	-	-	-	-	-	-	-	1	20.4	1	-	-
Hernia and intestinal obstr. (550-553, 560)	-	-	-	-	-	1	21.3	1	-	-	1	20.4	1	-	-
Cirrhosis of liver (571)	1	12.3	1	-	-	-	-	-	-	-	2	40.8	2	-	-
Cholelithiasis, cholecystitis and cholangitis (574, 575)	-	-	-	-	-	-	-	-	-	-	-	-	-	-	-
Nephritis and nephrosis (580-584)	2	24.7	2	-	-	-	-	-	-	-	1	20.4	1	-	-
Infections of kidney (590)	-	-	-	-	-	-	-	-	-	-	1	20.4	1	-	-
Hyperplasia of prostate (600)	-	-	-	-	-	-	-	-	-	-	-	-	-	-	-
Congenital anomalies (740-759)	1	12.3	-	1	-	-	-	-	-	-	-	-	-	-	-
Certain causes of mortality in early infancy (760-769.2, 769.4-772, 774-778)	2	24.7	-	2	-	-	-	-	-	-	-	-	-	-	-
Symptoms and ill-defined conditions (780-796)	-	-	-	-	-	-	-	-	-	-	-	-	-	-	-
All other diseases (Residual)	8	98.8	6	2	-	2	42.6	2	-	-	6	122.4	6	-	-
Accidents (E800-E949)	3	37.0	3	-	-	5	106.4	5	-	-	1	20.4	1	-	-
Motor vehicle accidents (E810-E823)	-	-	-	-	-	2	42.6	2	-	-	-	-	-	-	-
All other accidents (E800-E807, E825-E949)	3	37.0	3	-	-	3	63.8	3	-	-	1	20.4	1	-	-
Suicide (E950-E959)	-	-	-	-	-	-	-	-	-	-	2	40.8	2	-	-
Homicide (E960-E978)	-	-	-	-	-	1	21.3	-	1	-	-	-	-	-	-
All other external causes (E980-E999)	-	-	-	-	-	-	-	-	-	-	-	-	-	-	-

TABLE VI

RESIDENT BIRTHS, FETAL DEATHS (STILLBIRTHS), DEATHS, AND DEATHS BY 38 SELECTED CAUSES, NUMBER AND RATE, BY RACE BY COUNTY, OKLAHOMA, 1974 (CONTINUED)

	HASKELL					HUGHES					JACKSON				
	TOTAL		RACE			TOTAL		RACE			TOTAL		RACE		
ESTIMATED POPULATION, JULY 1	9,600		WH.	NEG.	IND.	14,100		WH.	NEG.	IND.	33,200		WH.	NEG.	IND.
	NO.	RATE	NO.	NO.	NO.	NO.	RATE	NO.	NO.	NO.	NO.	RATE	NO.	NO.	NO.
Live births	140	14.6	128	1	11	169	12.0	114	6	49	697	21.0	619	72	[illegible]
Physician in hospital	140	100.0	128	1	11	169	100.0	114	6	49	695	99.7	617	72	[illegible]
Physician not in hospital	-	-	-	-	-	-	-	-	-	-	1	0.1	1	-	-
Midwife, other, or unknown	-	-	-	-	-	-	-	-	-	-	1	0.1	1	-	-
Stillbirths	-	-	-	-	-	3	17.4	3	-	-	7	9.9	7	-	-
Physician in hospital	-	-	-	-	-	3	100.0	3	-	-	7	100.0	7	-	-
Physician not in hospital	-	-	-	-	-	-	-	-	-	-	-	-	-	-	-
Midwife, other, or unknown	-	-	-	-	-	-	-	-	-	-	-	-	-	-	-
Total deaths, all causes	140	14.6	138	2	-	205	14.5	180	6	19	251	7.6	233	15	[illegible]
Deaths under 1 year	1	7.1	1	-	-	2	11.8	2	-	-	8	11.5	8	-	[illegible]
Deaths under 1 month	1	7.1	1	-	-	2	11.8	2	-	-	6	8.6	6	-	[illegible]
Enteritis and other diarrheal diseases (008,009)	-	-	-	-	-	-	-	-	-	-	2	6.0	2	-	[illegible]
Tuberculosis, all forms (010-019)	-	-	-	-	-	-	-	-	-	-	1	3.0	1	-	[illegible]
Syphilis and its sequelae (090-097)	-	-	-	-	-	-	-	-	-	-	-	-	-	-	[illegible]
Other infective and parasitic diseases (Remainder of 000-136)	-	-	-	-	-	-	-	-	-	-	-	-	-	-	[illegible]
Malignant neoplasms (140-209)	23	239.6	22	1	-	1	7.1	1	-	-	43	129.5	39	2	[illegible]
Diabetes mellitus (250)	1	10.4	1	-	-	29	205.7	27	1	1	2	6.0	2	-	[illegible]
Meningitis (320)	-	-	-	-	-	4	28.4	2	-	2	-	-	-	-	[illegible]
Major cardiovascular diseases (390-448)	81	843.8	80	1	-	1	7.1	1	-	-	138	415.7	130	7	[illegible]
Diseases of heart (390-398, 402, 404, 410-429)	58	604.2	57	1	-	127	900.7	113	5	9	91	274.1	84	6	[illegible]
Active rheumatic fever and chronic rheumatic heart disease (390-398)	-	-	-	-	-	94	666.7	85	2	7	2	6.0	2	-	[illegible]
Hypertensive heart disease with or without renal disease (402, 404)	3	31.3	2	1	-	1	7.1	1	-	-	7	21.1	6	1	[illegible]
Ischemic heart disease (410-414)	50	520.8	50	-	-	1	7.1	-	-	1	71	213.9	67	3	[illegible]
Chronic disease of endocardium and other myocardial insufficiency (424, 428)	-	-	-	-	-	89	631.2	82	2	5	1	3.0	1	-	[illegible]
All other forms of heart disease (420-423, 425-427, 429)	5	52.1	5	-	-	-	-	-	-	-	10	30.1	8	2	[illegible]
Hypertension (400, 401, 403)	-	-	-	-	-	3	21.3	2	-	1	-	-	-	-	[illegible]
Cerebrovascular disease (430-438)	21	218.8	21	-	-	-	-	-	-	-	41	123.5	40	1	[illegible]
Arteriosclerosis (440)	2	20.8	2	-	-	27	191.5	23	2	2	4	12.0	4	-	[illegible]
Other diseases of arteries, arterioles, and capillaries (441-448)	-	-	-	-	-	1	7.1	1	-	-	2	6.0	2	-	[illegible]
Acute bronchitis and bronchiolitis (466)	-	-	-	-	-	5	35.5	4	1	-	-	-	-	-	[illegible]
Influenza and pneumonia (470-474, 480-486)	1	10.4	1	-	-	-	-	-	-	-	12	36.1	10	2	[illegible]
Influenza (470-474)	-	-	-	-	-	8	56.7	7	-	1	1	3.0	1	-	[illegible]
Pneumonia (480-486)	1	10.4	1	-	-	-	-	-	-	-	11	33.1	9	2	[illegible]
Bronchitis, emphysema, and asthma (490-493)	2	20.8	2	-	-	8	56.7	7	-	1	1	3.0	1	-	[illegible]
Chronic and unqual. bronchitis (490, 491)	-	-	-	-	-	4	28.4	3	-	1	-	-	-	-	[illegible]
Emphysema (492)	2	20.8	2	-	-	2	14.2	1	-	1	1	3.0	1	-	[illegible]
Asthma (493)	-	-	-	-	-	2	14.2	2	-	-	-	-	-	-	[illegible]
Peptic ulcer (531-533)	-	-	-	-	-	-	-	-	-	-	-	-	-	-	[illegible]
Hernia and intestinal obstr. (550-553, 560)	4	41.7	4	-	-	1	7.1	1	-	-	-	-	-	-	[illegible]
Cirrhosis of liver (571)	1	10.4	1	-	-	-	-	-	-	-	2	6.0	2	-	[illegible]
Cholelithiasis, cholecystitis and cholangitis (574, 575)	-	-	-	-	-	1	7.1	-	-	1	1	3.0	1	-	[illegible]
Nephritis and nephrosis (580-584)	-	-	-	-	-	-	-	-	-	-	3	9.0	3	-	[illegible]
Infections of kidney (590)	1	10.4	1	-	-	-	-	-	-	-	1	3.0	1	-	[illegible]
Hyperplasia of prostate (600)	-	-	-	-	-	-	-	-	-	-	1	3.0	1	-	[illegible]
Congenital anomalies (740-759)	-	-	-	-	-	2	14.2	1	-	1	1	3.0	-	1	[illegible]
Certain causes of mortality in early infancy (760-769.2, 769.4-772, 774-778)	1	10.4	1	-	-	1	7.1	1	-	-	6	18.1	6	-	[illegible]
Symptoms and ill-defined conditions (780-796)	6	62.5	6	-	-	1	7.1	1	-	-	2	6.0	2	-	[illegible]
All other diseases (Residual)	8	83.3	8	-	-	9	63.8	9	-	-	8	24.1	8	-	[illegible]
Accidents (E800-E949)	7	72.9	7	-	-	10	70.9	9	-	1	21	63.1	21	-	[illegible]
Motor vehicle accidents (E810-E823)	2	20.8	2	-	-	6	42.6	5	-	1	10	30.1	10	-	[illegible]
All other accidents (E800-E807, E825-E949)	5	52.1	5	-	-	4	28.4	4	-	-	11	33.1	11	-	[illegible]
Suicide (E950-E959)	3	31.3	3	-	-	1	7.1	1	-	-	3	9.0	3	-	[illegible]
Homicide (E960-E978)	1	10.4	1	-	-	4	28.4	3	-	1	1	3.0	-	1	[illegible]
All other external causes (E980-E999)	-	-	-	-	-	-	-	-	-	-	2	6.0	-	2	[illegible]

TABLE VI

RESIDENT BIRTHS, FETAL DEATHS (STILLBIRTHS), DEATHS, AND DEATHS BY 38 SELECTED CAUSES, NUMBER AND RATE, BY RACE BY COUNTY, OKLAHOMA, 1974 (CONTINUED)

	JEFFERSON					JOHNSTON					KAY				
	TOTAL		RACE			TOTAL		RACE			TOTAL		RACE		
ESTIMATED POPULATION, JULY 1	7,800		WH.	NEG.	IND.	8,300		WH.	NEG.	IND.	47,800		WH.	NEG.	IND.
	NO.	RATE	NO.	NO.	NO.	NO.	RATE	NO.	NO.	NO.	NO.	RATE	NO.	NO.	NO.
Live births	102	13.1	101	-	1	123	14.8	104	4	15	656	13.7	583	18	55
Physician in hospital	102	100.0	101	-	1	123	100.0	104	4	15	653	99.5	581	17	55
Physician not in hospital	-	-	-	-	-	-	-	-	-	-	3	0.5	2	1	-
Midwife, other, or unknown	-	-	-	-	-	-	-	-	-	-	-	-	-	-	-
Stillbirths	-	-	-	-	-	1	8.1	1	-	-	9	13.5	9	-	-
Physician in hospital	-	-	-	-	-	1	100.0	1	-	-	9	100.0	9	-	-
Physician not in hospital	-	-	-	-	-	-	-	-	-	-	-	-	-	-	-
Midwife, other, or unknown	-	-	-	-	-	-	-	-	-	-	-	-	-	-	-
Total deaths, all causes	127	16.3	125	1	1	126	15.2	111	6	9	576	12.1	547	13	16
Deaths under 1 year	4	39.2	4	-	-	1	8.1	-	1	-	13	19.8	12	1	-
Deaths under 1 month	3	29.4	3	-	-	-	-	-	-	-	12	18.3	11	1	-
Enteritis and other diarrheal diseases (008,009)	-	-	-	-	-	1	12.0	1	-	-	-	-	-	-	-
Tuberculosis, all forms (010-019)	1	12.8	1	-	-	2	24.1	1	-	1	2	4.2	1	-	1
Syphilis and its sequelae (090-097)	-	-	-	-	-	-	-	-	-	-	-	-	-	-	-
Other infective and parasitic diseases (Remainder of 000-136)	1	12.8	1	-	-	-	-	-	-	-	-	-	-	-	-
Malignant neoplasms (140-209)	15	192.3	15	-	-	21	253.0	18	1	2	110	230.1	107	1	2
Diabetes mellitus (250)	1	12.8	1	-	-	1	12.0	1	-	-	8	16.7	6	1	1
Meningitis (320)	-	-	-	-	-	-	-	-	-	-	-	-	-	-	-
Major cardiovascular diseases (390-448)	88	1128.2	86	1	1	73	879.5	64	3	6	322	673.6	311	5	6
Diseases of heart (390-398, 402, 404, 410-429)	69	884.6	67	1	1	63	759.0	55	2	6	238	497.9	230	3	5
Active rheumatic fever and chronic rheumatic heart disease (390-398)	-	-	-	-	-	-	-	-	-	-	1	2.1	1	-	-
Hypertensive heart disease with or without renal disease (402, 404)	2	25.6	2	-	-	-	-	-	-	-	1	2.1	1	-	-
Ischemic heart disease (410-414)	65	833.3	63	1	1	63	759.0	55	2	6	223	466.5	215	3	5
Chronic disease of endocardium and other myocardial insufficiency (424, 428)	-	-	-	-	-	-	-	-	-	-	3	6.3	3	-	-
All other forms of heart disease (420-423, 425-427, 429)	2	25.6	2	-	-	-	-	-	-	-	10	20.9	10	-	-
Hypertension (400, 401, 403)	-	-	-	-	-	-	-	-	-	-	1	2.1	1	-	-
Cerebrovascular disease (430-438)	16	205.1	16	-	-	6	72.3	5	1	-	69	144.4	66	2	1
Arteriosclerosis (440)	1	12.8	1	-	-	3	36.1	3	-	-	8	16.7	8	-	-
Other diseases of arteries, arterioles, and capillaries (441-448)	2	25.6	2	-	-	1	12.0	1	-	-	6	12.6	6	-	-
Acute bronchitis and bronchiolitis (466)	-	-	-	-	-	-	-	-	-	-	-	-	-	-	-
Influenza and pneumonia (470-474, 480-486)	4	51.3	4	-	-	4	48.2	3	1	-	20	41.8	18	1	1
Influenza (470-474)	1	12.8	1	-	-	-	-	-	-	-	1	2.1	1	-	-
Pneumonia (480-486)	3	38.5	3	-	-	4	48.2	3	1	-	19	39.7	17	1	1
Bronchitis, emphysema, and asthma (490-493)	1	12.8	1	-	-	-	-	-	-	-	11	23.0	11	-	-
Chronic and unqual. bronchitis (490, 491)	-	-	-	-	-	-	-	-	-	-	1	2.1	1	-	-
Emphysema (492)	1	12.8	1	-	-	-	-	-	-	-	10	20.9	10	-	-
Asthma (493)	-	-	-	-	-	-	-	-	-	-	-	-	-	-	-
Peptic ulcer (531-533)	1	12.8	1	-	-	-	-	-	-	-	5	10.5	3	1	1
Hernia and intestinal obstr. (550-553, 560)	1	12.8	1	-	-	-	-	-	-	-	1	2.1	1	-	-
Cirrhosis of liver (571)	2	25.6	2	-	-	1	12.0	1	-	-	3	6.3	3	-	-
Cholelithiasis, cholecystitis and cholangitis (574, 575)	-	-	-	-	-	-	-	-	-	-	1	2.1	1	-	-
Nephritis and nephrosis (580-584)	-	-	-	-	-	1	12.0	1	-	-	1	2.1	1	-	-
Infections of kidney (590)	2	25.6	2	-	-	1	12.0	1	-	-	3	6.3	3	-	-
Hyperplasia of prostate (600)	-	-	-	-	-	-	-	-	-	-	-	-	-	-	-
Congenital anomalies (740-759)	-	-	-	-	-	1	12.0	1	-	-	2	4.2	2	-	-
Certain causes of mortality in early infancy (760-769.2, 769.4-772, 774-778)	3	38.5	3	-	-	-	-	-	-	-	10	20.9	10	-	-
Symptoms and ill-defined conditions (780-796)	-	-	-	-	-	3	36.1	2	1	-	4	8.4	4	-	-
All other diseases (Residual)	3	38.5	3	-	-	9	108.4	9	-	-	29	60.7	27	2	-
Accidents (E800-E949)	3	38.5	3	-	-	8	96.4	8	-	-	32	66.9	29	-	3
Motor vehicle accidents (E810-E823)	2	25.6	2	-	-	4	48.2	4	-	-	14	29.3	12	-	2
All other accidents (E800-E807, E825-E949)	1	12.8	1	-	-	4	48.2	4	-	-	18	37.7	17	-	1
Suicide (E950-E959)	1	12.8	1	-	-	-	-	-	-	-	6	12.6	6	-	-
Homicide (E960-E978)	-	-	-	-	-	-	-	-	-	-	5	10.5	2	2	1
All other external causes (E980-E999)	-	-	-	-	-	-	-	-	-	-	1	2.1	1	-	-

TABLE VI

RESIDENT BIRTHS, FETAL DEATHS (STILLBIRTHS), DEATHS, AND DEATHS BY 38 SELECTED CAUSES, NUMBER AND RATE, BY RACE BY COUNTY, OKLAHOMA, 1974 (CONTINUED)

	KINGFISHER					KIOWA					LATIMER				
	TOTAL		RACE			TOTAL		RACE			TOTAL		RACE		
ESTIMATED POPULATION, JULY 1	12,600		WH.	NEG.	IND.	11,900		WH.	NEG.	IND.	9,500		WH.	NEG.	IND.
	NO.	RATE	NO.	NO.	NO.	NO.	RATE	NO.	NO.	NO.	NO.	RATE	NO.	NO.	NO.
Live births	190	15.1	178	5	7	179	15.0	139	24	16	130	13.7	93	6	3
Physician in hospital	189	99.5	177	5	7	179	100.0	139	24	16	129	99.2	93	6	3
Physician not in hospital	-	-	-	-	-	-	-	-	-	-	1	0.8	-	-	-
Midwife, other, or unknown	1	0.5	1	-	-	-	-	-	-	-	-	-	-	-	-
Stillbirths	4	20.6	3	1	-	6	32.4	5	1	-	2	15.2	2	-	-
Physician in hospital	4	100.0	3	1	-	6	100.0	5	1	-	2	100.0	2	-	-
Physician not in hospital	-	-	-	-	-	-	-	-	-	-	-	-	-	-	-
Midwife, other, or unknown	-	-	-	-	-	-	-	-	-	-	-	-	-	-	-
Total deaths, all causes	158	12.5	144	8	6	171	14.4	159	8	4	87	9.2	82	2	-
Deaths under 1 year	5	26.3	4	1	-	4	22.3	4	-	-	1	7.7	1	-	-
Deaths under 1 month	5	26.3	4	1	-	3	16.8	3	-	-	1	7.7	1	-	-
Enteritis and other diarrheal diseases (008,009)	-	-	-	-	-	2	16.8	2	-	-	-	-	-	-	-
Tuberculosis, all forms (010-019)	-	-	-	-	-	-	-	-	-	-	-	-	-	-	-
Syphilis and its sequelae (090-097)	-	-	-	-	-	-	-	-	-	-	-	-	-	-	-
Other infective and parasitic diseases (Remainder of 000-136)	1	7.9	1	-	-	2	16.8	2	-	-	1	10.5	1	-	-
Malignant neoplasms (140-209)	28	222.2	27	1	-	24	201.7	23	-	1	11	115.8	11	-	-
Diabetes mellitus (250)	3	23.8	1	2	-	1	8.4	-	1	-	2	21.1	2	-	-
Meningitis (320)	-	-	-	-	-	-	-	-	-	-	-	-	-	-	-
Major cardiovascular diseases (390-448)	80	634.9	77	3	-	112	941.2	104	6	2	51	536.8	47	2	-
Diseases of heart (390-398, 402, 404, 410-429)	61	484.1	58	3	-	88	739.5	82	5	1	38	400.0	37	-	-
Active rheumatic fever and chronic rheumatic heart disease (390-398)	-	-	-	-	-	4	33.6	4	-	-	-	-	-	-	-
Hypertensive heart disease with or without renal disease (402, 404)	-	-	-	-	-	5	42.0	4	1	-	-	-	-	-	-
Ischemic heart disease (410-414)	58	460.3	55	3	-	73	613.4	69	3	1	36	378.9	35	-	-
Chronic disease of endocardium and other myocardial insufficiency (424, 428)	-	-	-	-	-	-	-	-	-	-	-	-	-	-	-
All other forms of heart disease (420-423, 425-427, 429)	3	23.8	3	-	-	6	50.4	5	1	-	2	21.1	2	-	-
Hypertension (400, 401, 403)	-	-	-	-	-	-	-	-	-	-	1	10.5	1	-	-
Cerebrovascular disease (430-438)	16	127.0	16	-	-	10	84.0	9	-	1	10	105.3	8	2	-
Arteriosclerosis (440)	3	23.8	3	-	-	7	58.8	7	-	-	2	21.1	1	-	-
Other diseases of arteries, arterioles, and capillaries (441-448)	-	-	-	-	-	7	58.8	6	1	-	-	-	-	-	-
Acute bronchitis and bronchiolitis (466)	-	-	-	-	-	-	-	-	-	-	-	-	-	-	-
Influenza and pneumonia (470-474, 480-486)	3	23.8	3	-	-	4	33.6	4	-	-	2	21.1	2	-	-
Influenza (470-474)	-	-	-	-	-	-	-	-	-	-	-	-	-	-	-
Pneumonia (480-486)	3	23.8	3	-	-	4	33.6	4	-	-	-	-	-	-	-
Bronchitis, emphysema, and asthma (490-493)	2	15.9	2	-	-	-	-	-	-	-	1	10.5	1	-	-
Chronic and unqual. bronchitis (490, 491)	-	-	-	-	-	-	-	-	-	-	-	-	-	-	-
Emphysema (492)	2	15.9	2	-	-	-	-	-	-	-	1	10.5	1	-	-
Asthma (493)	-	-	-	-	-	-	-	-	-	-	-	-	-	-	-
Peptic ulcer (531-533)	-	-	-	-	-	-	-	-	-	-	-	-	-	-	-
Hernia and intestinal obstr. (550-553, 560)	1	7.9	1	-	-	-	-	-	-	-	-	-	-	-	-
Cirrhosis of liver (571)	2	15.9	1	-	1	2	16.8	2	-	-	-	-	-	-	-
Cholelithiasis, cholecystitis and cholangitis (574, 575)	-	-	-	-	-	-	-	-	-	-	-	-	-	-	-
Nephritis and nephrosis (580-584)	-	-	-	-	-	-	-	-	-	-	-	-	-	-	-
Infections of kidney (590)	-	-	-	-	-	3	25.2	2	1	-	1	10.5	1	-	-
Hyperplasia of prostate (600)	-	-	-	-	-	1	10.5	1	-	-	1	10.5	1	-	-
Congenital anomalies (740-759)	-	-	-	-	-	-	-	-	-	-	-	-	-	-	-
Certain causes of mortality in early infancy (760-769.2, 769.4-772, 774-778)	5	39.7	4	1	-	-	-	-	-	-	-	-	-	-	-
Symptoms and ill-defined conditions (780-796)	2	15.9	2	-	-	2	16.8	2	-	-	1	10.5	1	-	-
All other diseases (Residual)	16	127.0	13	-	3	1	8.4	1	-	-	1	10.5	1	-	-
Accidents (E800-E949)	13	103.2	11	-	2	7	58.8	7	-	-	11	115.8	10	-	-
Motor vehicle accidents (E810-E823)	7	55.6	6	-	1	6	50.4	6	-	-	4	42.1	4	-	-
All other accidents (E800-E807, E825-E949)	6	47.6	5	-	1	3	25.2	3	-	-	3	31.6	3	-	-
Suicide (E950-E959)	-	-	-	-	-	4	33.6	3	-	1	1	10.5	1	-	-
Homicide (E960-E978)	1	7.9	1	-	-	-	-	-	-	-	1	10.5	1	-	-
All other external causes (E980-E999)	1	7.9	-	1	-	1	8.4	1	-	-	1	10.5	1	-	-

TABLE VI

RESIDENT BIRTHS, FETAL DEATHS (STILLBIRTHS), DEATHS, AND DEATHS BY 38 SELECTED CAUSES, NUMBER AND RATE, BY RACE BY COUNTY, OKLAHOMA, 1974 (CONTINUED)

	LEFLORE					LINCOLN					LOGAN				
	TOTAL		RACE			TOTAL		RACE			TOTAL		RACE		
ESTIMATED POPULATION, JULY 1	33,900		WH.	NEG.	IND.	21,100		WH.	NEG.	IND.	22,900		WH.	NEG.	IND.
	NO.	RATE	NO.	NO.	NO.	NO.	RATE	NO.	NO.	NO.	NO.	RATE	NO.	NO.	NO.
Live births	557	16.4	492	18	47	287	13.6	259	14	14	250	10.9	193	52	5
Physician in hospital	557	100.0	492	18	47	246	85.7	222	11	13	248	99.2	192	51	5
Physician not in hospital	-	-	-	-	-	34	11.8	30	3	1	1	0.4	-	1	-
Midwife, other, or unknown	-	-	-	-	-	7	2.4	7	-	-	1	0.4	1	-	-
Stillbirths	3	5.4	3	-	-	3	10.3	3	-	-	5	19.6	3	2	-
Physician in hospital	3	100.0	3	-	-	3	100.0	3	-	-	5	100.0	3	2	-
Physician not in hospital	-	-	-	-	-	-	-	-	-	-	-	-	-	-	-
Midwife, other, or unknown	-	-	-	-	-	-	-	-	-	-	-	-	-	-	-
Total deaths, all causes	414	12.2	394	10	10	311	14.7	303	7	1	272	11.9	240	31	1
Deaths under 1 year	10	18.0	10	-	-	8	27.9	7	1	-	3	12.0	3	-	-
Deaths under 1 month	7	12.6	7	-	-	8	27.9	7	1	-	-	-	-	-	-
Enteritis and other diarrheal diseases (008,009)	1	3.0	1	-	-	1	4.7	1	-	-	-	-	-	-	-
Tuberculosis, all forms (010-019)	-	-	-	-	-	-	-	-	-	-	-	-	-	-	-
Syphilis and its sequelae (090-097)	-	-	-	-	-	-	-	-	-	-	-	-	-	-	-
Other infective and parasitic diseases (Remainder of 000-136)	1	3.0	1	-	-	-	-	-	-	-	2	8.7	2	-	-
Malignant neoplasms (140-209)	67	197.6	63	2	2	45	213.3	42	3	-	48	209.6	43	5	-
Diabetes mellitus (250)	3	8.9	3	-	-	6	28.4	6	-	-	1	4.4	1	-	-
Meningitis (320)	1	3.0	1	-	-	-	-	-	-	-	-	-	-	-	-
Major cardiovascular diseases (390-448)	223	657.8	214	4	5	194	919.4	191	2	1	154	672.5	137	17	-
Diseases of heart (390-398, 402, 404, 410-429)	171	504.4	165	4	2	137	649.3	135	1	1	106	462.9	94	12	-
Active rheumatic fever and chronic rheumatic heart disease (390-398)	2	5.9	2	-	-	1	4.7	1	-	-	-	-	-	-	-
Hypertensive heart disease with or without renal disease (402, 404)	1	3.0	1	-	-	5	23.7	5	-	-	1	4.4	-	1	-
Ischemic heart disease (410-414)	158	466.1	153	4	1	111	526.1	110	-	1	98	427.9	87	11	-
Chronic disease of endocardium and other myocardial insufficiency (424, 428)	1	3.0	1	-	-	-	-	-	-	-	-	-	-	-	-
All other forms of heart disease (420-423, 425-427, 429)	9	26.5	8	-	1	20	94.8	19	1	-	7	30.6	7	-	-
Hypertension (400, 401, 403)	3	8.9	3	-	-	1	4.7	1	-	-	-	-	-	-	-
Cerebrovascular disease (430-438)	39	115.0	37	-	2	37	175.4	36	1	-	44	192.1	39	5	-
Arteriosclerosis (440)	6	17.7	5	-	1	13	61.6	13	-	-	1	4.4	1	-	-
Other diseases of arteries, arterioles, and capillaries (441-448)	4	11.8	4	-	-	6	28.4	6	-	-	3	13.1	3	-	-
Acute bronchitis and bronchiolitis (466)	-	-	-	-	-	-	-	-	-	-	-	-	-	-	-
Influenza and pneumonia (470-474, 480-486)	14	41.3	14	-	-	10	47.4	10	-	-	10	43.7	10	-	-
Influenza (470-474)	-	-	-	-	-	4	19.0	4	-	-	3	13.1	3	-	-
Pneumonia (480-486)	14	41.3	14	-	-	6	28.4	6	-	-	7	30.6	7	-	-
Bronchitis, emphysema, and asthma (490-493)	6	17.7	6	-	-	4	19.0	4	-	-	1	4.4	1	-	-
Chronic and unqual. bronchitis (490, 491)	1	3.0	1	-	-	-	-	-	-	-	-	-	-	-	-
Emphysema (492)	5	14.7	5	-	-	4	19.0	4	-	-	1	4.4	1	-	-
Asthma (493)	-	-	-	-	-	-	-	-	-	-	-	-	-	-	-
Peptic ulcer (531-533)	1	3.0	1	-	-	-	-	-	-	-	1	4.4	1	-	-
Hernia and intestinal obstr. (550-553, 560)	2	5.9	2	-	-	3	14.2	3	-	-	1	4.4	1	-	-
Cirrhosis of liver (571)	9	26.5	8	-	1	4	19.0	4	-	-	-	-	-	-	-
Cholelithiasis, cholecystitis and cholangitis (574, 575)	1	3.0	1	-	-	-	-	-	-	-	-	-	-	-	-
Nephritis and nephrosis (580-584)	4	11.8	4	-	-	-	-	-	-	-	1	4.4	1	-	-
Infections of kidney (590)	3	8.9	3	-	-	-	-	-	-	-	3	13.1	2	1	-
Hyperplasia of prostate (600)	1	3.0	1	-	-	-	-	-	-	-	-	-	-	-	-
Congenital anomalies (740-759)	6	17.7	6	-	-	2	9.5	2	-	-	2	8.7	1	1	-
Certain causes of mortality in early infancy (760-769.2, 769.4-772, 774-778)	4	11.8	4	-	-	6	28.4	6	-	-	-	-	-	-	-
Symptoms and ill-defined conditions (780-796)	9	26.5	8	1	-	5	23.7	5	-	-	5	21.8	4	1	-
All other diseases (Residual)	28	82.6	26	2	-	7	33.2	7	-	-	18	78.6	17	1	-
Accidents (E800-E949)	21	61.9	20	1	-	17	80.6	15	2	-	20	87.3	14	5	1
Motor vehicle accidents (E810-E823)	13	38.3	12	1	-	8	37.9	7	1	-	8	34.9	5	2	1
All other accidents (E800-E807, E825-E949)	8	23.6	8	-	-	9	42.7	8	1	-	12	52.4	9	3	-
Suicide (E950-E959)	4	11.8	3	-	1	3	14.2	3	-	-	3	13.1	3	-	-
Homicide (E960-E978)	5	14.7	4	-	1	3	14.2	3	-	-	2	8.7	2	-	-
All other external causes (E980-E999)	-	-	-	-	-	1	4.7	1	-	-	-	-	-	-	-

TABLE VI

RESIDENT BIRTHS, FETAL DEATHS (STILLBIRTHS), DEATHS, AND DEATHS BY 38 SELECTED CAUSES, NUMBER AND RATE, BY RACE BY COUNTY, OKLAHOMA, 1974 (CONTINUED)

	MC INTOSH					MAJOR					MARSHALL				
	TOTAL		RACE			TOTAL		RACE			TOTAL		RACE		
ESTIMATED POPULATION, JULY 1	13,200		WH.	NEG.	IND.	8,000		WH.	NEG.	IND.	8,400		WH.	NEG.	IND.
	NO.	RATE	NO.	NO.	NO.	NO.	RATE	NO.	NO.	NO.	NO.	RATE	NO.	NO.	NO.
Live births	166	12.6	108	23	35	114	14.3	113	-	1	93	11.1	83	3	
Physician in hospital	163	98.2	105	23	35	108	94.7	107	-	1	93	100.0	83	3	
Physician not in hospital	1	0.6	1	-	-	1	0.9	1	-	-	-	-	-	-	
Midwife, other, or unknown	2	1.2	2	-	-	5	4.4	5	-	-	-	-	-	-	
Stillbirths	1	6.0	1	-	-	1	8.7	1	-	-	-	-	-	-	
Physician in hospital	1	100.0	1	-	-	1	100.0	1	-	-	-	-	-	-	
Physician not in hospital	-	-	-	-	-	-	-	-	-	-	-	-	-	-	
Midwife, other, or unknown	-	-	-	-	-	-	-	-	-	-	-	-	-	-	
Total deaths, all causes	188	14.2	157	19	12	97	12.1	97	-	-	140	16.7	134	2	
Deaths under 1 year	3	18.1	2	1	-	4	35.1	4	-	-	-	-	-	-	
Deaths under 1 month	3	18.1	2	1	-	3	26.3	3	-	-	-	-	-	-	
Enteritis and other diarrheal diseases (008,009)	-	-	-	-	-	-	-	-	-	-	-	-	-	-	
Tuberculosis, all forms (010-019)	1	7.6	1	-	-	-	-	-	-	-	-	-	-	-	
Syphilis and its sequelae (090-097)	-	-	-	-	-	-	-	-	-	-	-	-	-	-	
Other infective and parasitic diseases (Remainder of 000-136)	-	-	-	-	-	-	-	-	-	-	1	11.9	1	-	
Malignant neoplasms (140-209)	36	272.7	31	3	2	16	200.0	16	-	-	24	285.7	22	1	
Diabetes mellitus (250)	4	30.3	3	-	1	5	62.5	5	-	-	1	11.9	-	-	
Meningitis (320)	-	-	-	-	-	-	-	-	-	-	-	-	-	-	
Major cardiovascular diseases (390-448)	94	712.1	81	8	5	49	612.5	49	-	-	90	1071.4	88	1	
Diseases of heart (390-398, 402, 404, 410-429)	61	462.1	51	6	4	38	475.0	38	-	-	56	666.7	55	1	
Active rheumatic fever and chronic rheumatic heart disease (390-398)	-	-	-	-	-	1	12.5	1	-	-	1	11.9	1	-	
Hypertensive heart disease with or without renal disease (402, 404)	2	15.2	1	1	-	-	-	-	-	-	2	23.8	2	-	
Ischemic heart disease (410-414)	57	431.8	49	5	3	35	437.5	35	-	-	49	583.3	49	-	
Chronic disease of endocardium and other myocardial insufficiency (424, 428)	1	7.6	1	-	-	-	-	-	-	-	-	-	-	-	
All other forms of heart disease (420-423, 425-427, 429)	1	7.6	-	-	1	2	25.0	2	-	-	4	47.6	3	1	
Hypertension (400, 401, 403)	1	7.6	1	-	-	-	-	-	-	-	1	11.9	1	-	
Cerebrovascular disease (430-438)	23	174.2	20	2	1	7	87.5	7	-	-	28	333.3	28	-	
Arteriosclerosis (440)	7	53.0	7	-	-	2	25.0	2	-	-	2	23.8	1	-	
Other diseases of arteries, arterioles, and capillaries (441-448)	2	15.2	2	-	-	2	25.0	2	-	-	3	35.7	3	-	
Acute bronchitis and bronchiolitis (466)	-	-	-	-	-	-	-	-	-	-	-	-	-	-	
Influenza and pneumonia (470-474, 480-486)	4	30.3	3	1	-	3	37.5	3	-	-	3	35.7	2	-	
Influenza (470-474)	-	-	-	-	-	-	-	-	-	-	-	-	-	-	
Pneumonia (480-486)	4	30.3	3	1	-	3	37.5	3	-	-	3	35.7	2	-	
Bronchitis, emphysema, and asthma (490-493)	2	15.2	2	-	-	2	25.0	2	-	-	2	23.8	2	-	
Chronic and unqual. bronchitis (490, 491)	-	-	-	-	-	-	-	-	-	-	-	-	-	-	
Emphysema (492)	2	15.2	2	-	-	2	25.0	2	-	-	2	23.8	2	-	
Asthma (493)	-	-	-	-	-	-	-	-	-	-	-	-	-	-	
Peptic ulcer (531-533)	1	7.6	1	-	-	1	12.5	1	-	-	-	-	-	-	
Hernia and intestinal obstr. (550-553, 560)	1	7.6	1	-	-	1	12.5	1	-	-	1	11.9	1	-	
Cirrhosis of liver (571)	-	-	-	-	-	1	12.5	1	-	-	-	-	-	-	
Cholelithiasis, cholecystitis and cholangitis (574, 575)	-	-	-	-	-	-	-	-	-	-	-	-	-	-	
Nephritis and nephrosis (580-584)	1	7.6	1	-	-	-	-	-	-	-	-	-	-	-	
Infections of kidney (590)	1	7.6	-	1	-	2	25.0	2	-	-	2	23.8	2	-	
Hyperplasia of prostate (600)	-	-	-	-	-	-	-	-	-	-	-	-	-	-	
Congenital anomalies (740-759)	3	22.7	3	-	-	1	12.5	1	-	-	-	-	-	-	
Certain causes of mortality in early infancy (760-769.2, 769.4-772, 774-778)	2	15.2	1	1	-	2	25.0	2	-	-	-	-	-	-	
Symptoms and ill-defined conditions (780-796)	4	30.3	4	-	-	-	-	-	-	-	-	-	-	-	
All other diseases (Residual)	24	181.8	18	4	2	8	100.0	8	-	-	8	95.2	8	-	
Accidents (E800-E949)	6	45.5	6	-	-	4	50.0	4	-	-	5	59.5	5	-	
Motor vehicle accidents (E810-E823)	5	37.9	5	-	-	2	25.0	2	-	-	2	23.8	2	-	
All other accidents (E800-E807, E825-E949)	1	7.6	1	-	-	2	25.0	2	-	-	3	35.7	3	-	
Suicide (E950-E959)	1	7.6	1	-	-	1	12.5	1	-	-	2	23.8	2	-	
Homicide (E960-E978)	3	22.7	-	1	2	-	-	-	-	-	1	11.9	1	-	
All other external causes (E980-E999)	-	-	-	-	-	1	12.5	1	-	-	-	-	-	-	

TABLE VI

RESIDENT BIRTHS, FETAL DEATHS (STILLBIRTHS), DEATHS, AND DEATHS BY 38 SELECTED CAUSES, NUMBER AND RATE, BY RACE BY COUNTY, OKLAHOMA, 1974 (CONTINUED)

	LOVE					MC CLAIN					MC CURTAIN				
	TOTAL		RACE			TOTAL		RACE			TOTAL		RACE		
ESTIMATED POPULATION, JULY 1	6,400		WH.	NEG.	IND.	18,000		WH.	NEG.	IND.	34,700		WH.	NEG.	IND.
	NO.	RATE	NO.	NO.	NO.	NO.	RATE	NO.	NO.	NO.	NO.	RATE	NO.	NO.	NO.
Live births	99	15.5	89	3	7	248	13.8	236	6	6	675	19.5	469	107	99
Physician in hospital	99	100.0	89	3	7	247	99.6	235	6	6	666	98.7	461	107	98
Physician not in hospital	-	-	-	-	-	-	-	-	-	-	2	0.3	2	-	-
Midwife, other, or unknown	-	-	-	-	-	1	0.4	1	-	-	7	1.0	6	-	1
Stillbirths	-	-	-	-	-	3	12.0	3	-	-	7	10.3	6	-	1
Physician in hospital	-	-	-	-	-	3	100.0	3	-	-	7	100.0	6	-	1
Physician not in hospital	-	-	-	-	-	-	-	-	-	-	-	-	-	-	-
Midwife, other, or unknown	-	-	-	-	-	-	-	-	-	-	-	-	-	-	-
Total deaths, all causes	75	11.7	70	2	3	178	9.9	169	7	2	400	11.5	313	65	22
Deaths under 1 year	3	30.3	3	-	-	6	24.2	6	-	-	9	13.3	6	2	1
Deaths under 1 month	2	20.2	2	-	-	4	16.1	4	-	-	6	8.9	5	1	-
Enteritis and other diarrheal diseases (008,009)	-	-	-	-	-	-	-	-	-	-	-	-	-	-	-
Tuberculosis, all forms (010-019)	-	-	-	-	-	-	-	-	-	-	3	8.6	2	1	-
Syphilis and its sequelae (090-097)	-	-	-	-	-	-	-	-	-	-	-	-	-	-	-
Other infective and parasitic diseases (Remainder of 000-136)	1	15.6	1	-	-	2	11.1	2	-	-	2	5.8	2	-	-
Malignant neoplasms (140-209)	12	187.5	11	-	1	31	172.2	29	1	1	66	190.2	51	13	2
Diabetes mellitus (250)	-	-	-	-	-	3	16.7	3	-	-	4	11.5	1	1	2
Meningitis (320)	-	-	-	-	-	-	-	-	-	-	-	-	-	-	-
Major cardiovascular diseases (390-448)	47	734.4	46	1	-	100	555.6	97	2	1	179	515.9	146	29	4
Diseases of heart (390-398, 402, 404, 410-429)	37	578.1	37	-	-	61	338.9	60	-	1	117	337.2	94	20	3
Active rheumatic fever and chronic rheumatic heart disease (390-398)	-	-	-	-	-	-	-	-	-	-	-	-	-	-	-
Hypertensive heart disease with or without renal disease (402, 404)	-	-	-	-	-	-	-	-	-	-	3	8.6	3	-	-
Ischemic heart disease (410-414)	35	546.9	35	-	-	57	316.7	57	-	-	95	273.8	75	18	2
Chronic disease of endocardium and other myocardial insufficiency (424, 428)	-	-	-	-	-	-	-	-	-	-	1	2.9	-	1	-
All other forms of heart disease (420-423, 425-427, 429)	2	31.3	2	-	-	4	22.2	3	-	1	18	51.9	16	1	1
Hypertension (400, 401, 403)	-	-	-	-	-	-	-	-	-	-	-	-	-	-	-
Cerebrovascular disease (430-438)	6	93.8	5	1	-	33	183.3	32	1	-	48	138.3	39	8	1
Arteriosclerosis (440)	4	62.5	4	-	-	4	22.2	4	-	-	11	31.7	10	1	-
Other diseases of arteries, arterioles, and capillaries (441-448)	-	-	-	-	-	2	11.1	1	1	-	3	8.6	3	-	-
Acute bronchitis and bronchiolitis (466)	-	-	-	-	-	1	5.6	1	-	-	-	-	-	-	-
Influenza and pneumonia (470-474, 480-486)	2	31.3	1	-	1	6	33.3	4	2	-	23	66.3	17	4	2
Influenza (470-474)	-	-	-	-	-	-	-	-	-	-	-	-	-	-	-
Pneumonia (480-486)	2	31.3	1	-	1	6	33.3	4	2	-	23	66.3	17	4	2
Bronchitis, emphysema, and asthma (490-493)	1	15.6	1	-	-	-	-	-	-	-	5	14.4	5	-	-
Chronic and unqual. bronchitis (490, 491)	1	15.6	1	-	-	-	-	-	-	-	-	-	-	-	-
Emphysema (492)	-	-	-	-	-	-	-	-	-	-	5	14.4	5	-	-
Asthma (493)	-	-	-	-	-	-	-	-	-	-	-	-	-	-	-
Peptic ulcer (531-533)	-	-	-	-	-	2	11.1	2	-	-	1	2.9	-	1	-
Hernia and intestinal obstr. (550-553, 560)	-	-	-	-	-	-	-	-	-	-	1	2.9	1	-	-
Cirrhosis of liver (571)	-	-	-	-	-	1	5.6	1	-	-	4	11.5	3	-	1
Cholelithiasis, cholecystitis and cholangitis (574, 575)	1	15.6	-	-	1	1	5.6	1	-	-	2	5.8	1	-	1
Nephritis and nephrosis (580-584)	-	-	-	-	-	1	5.6	1	-	-	2	5.8	2	-	-
Infections of kidney (590)	-	-	-	-	-	2	11.1	1	1	-	5	14.4	4	-	1
Hyperplasia of prostate (600)	-	-	-	-	-	-	-	-	-	-	-	-	-	-	-
Congenital anomalies (740-759)	-	-	-	-	-	2	11.1	2	-	-	3	8.6	3	-	-
Certain causes of mortality in early infancy (760-769.2, 769.4-772, 774-778)	1	15.6	1	-	-	4	22.2	4	-	-	4	11.5	3	1	-
Symptoms and ill-defined conditions (780-796)	-	-	-	-	-	2	11.1	1	1	-	9	25.9	5	2	2
All other diseases (Residual)	5	78.1	4	1	-	10	55.6	10	-	-	41	118.2	32	5	4
Accidents (E800-E949)	4	62.5	4	-	-	5	27.8	5	-	-	33	95.1	23	7	3
Motor vehicle accidents (E810-E823)	2	31.3	2	-	-	2	11.1	2	-	-	21	60.5	13	5	3
All other accidents (E800-E807, E825-E949)	2	31.3	2	-	-	3	16.7	3	-	-	12	34.6	10	2	-
Suicide (E950-E959)	-	-	-	-	-	2	11.1	2	-	-	2	5.8	2	-	-
Homicide (E960-E978)	1	15.6	1	-	-	3	16.7	3	-	-	6	17.3	5	1	-
All other external causes (E980-E999)	-	-	-	-	-	-	-	-	-	-	5	14.4	5	-	-

TABLE VI

RESIDENT BIRTHS, FETAL DEATHS (STILLBIRTHS), DEATHS, AND DEATHS BY 38 SELECTED CAUSES, NUMBER AND RATE, BY RACE BY COUNTY, OKLAHOMA, 1974 (CONTINUED)

	MAYES					MURRAY					MUSKOGEE			
	TOTAL		RACE			TOTAL		RACE			TOTAL		RACE	
ESTIMATED POPULATION, JULY 1	25,600		WH.	NEG.	IND.	10,800		WH.	NEG.	IND.	61,800		WH.	NEG.
	NO.	RATE	NO.	NO.	NO.	NO.	RATE	NO.	NO.	NO.	NO.	RATE	NO.	NO.
Live births	400	15.6	278	1	121	124	11.5	107	5	12	960	15.5	711	172
Physician in hospital	399	99.8	278	1	120	123	99.2	106	5	12	957	99.7	708	172
Physician not in hospital	1	0.3	-	-	1	1	0.8	1	-	-	-	-	-	-
Midwife, other, or unknown	-	-	-	-	-	-	---	-	-	-	3	0.3	3	-
Stillbirths	7	17.2	4	-	3	1	8.0	1	-	-	12	12.3	8	1
Physician in hospital	6	85.7	4	-	2	1	100.0	1	-	-	12	100.0	8	1
Physician not in hospital	1	14.3	-	-	1	-	-	-	-	-	-	-	-	-
Midwife, other, or unknown	-	-	-	-	-	-	-	-	-	-	-	-	-	-
Total deaths, all causes	288	11.3	263	-	25	194	18.0	188	3	3	798	12.9	619	169
Deaths under 1 year	8	20.0	7	-	1	3	24.2	2	1	-	14	14.6	8	6
Deaths under 1 month	8	20.0	7	-	1	2	16.1	1	1	-	9	9.4	5	4
Enteritis and other diarrheal diseases (008,009)	-	-	-	-	-	-	-	-	-	-	-	-	-	-
Tuberculosis, all forms (010-019)	2	7.8	-	-	2	-	-	-	-	-	-	-	-	-
Syphilis and its sequelae (090-097)	-	-	-	-	-	-	-	-	-	-	-	-	-	-
Other infective and parasitic diseases (Remainder of 000-136)	2	7.8	2	-	-	2	18.5	2	-	-	8	12.9	6	2
Malignant neoplasms (140-209)	60	234.4	55	-	5	31	287.0	30	1	-	155	250.8	125	30
Diabetes mellitus (250)	5	19.5	5	-	-	2	18.5	1	-	1	8	12.9	4	3
Meningitis (320)	-	-	-	-	-	-	-	-	-	-	-	-	-	-
Major cardiovascular diseases (390-448)	143	558.6	134	-	9	115	1064.8	113	1	1	423	684.5	324	94
Diseases of heart (390-398, 402, 404, 410-429)	87	339.8	84	-	3	89	824.1	87	1	1	278	449.8	214	60
Active rheumatic fever and chronic rheumatic heart disease (390-398)	-	-	-	-	-	2	18.5	2	-	-	2	3.2	2	-
Hypertensive heart disease with or without renal disease (402, 404)	-	-	-	-	-	-	-	-	-	-	3	4.9	2	1
Ischemic heart disease (410-414)	81	316.4	78	-	3	73	675.9	71	1	1	250	404.5	194	52
Chronic disease of endocardium and other myocardial insufficiency (424, 428)	3	11.7	3	-	-	-	-	-	-	-	2	3.2	2	-
All other forms of heart disease (420-423, 425-427, 429)	3	11.7	3	-	-	14	129.6	14	-	-	21	34.0	14	7
Hypertension (400, 401, 403)	-	-	-	-	-	-	-	-	-	-	7	11.3	1	5
Cerebrovascular disease (430-438)	41	160.2	36	-	5	10	92.6	10	-	-	115	186.1	96	19
Arteriosclerosis (440)	7	27.3	6	-	1	13	120.4	13	-	-	16	25.9	7	9
Other diseases of arteries, arterioles, and capillaries (441-448)	8	31.3	8	-	-	3	27.8	3	-	-	7	11.3	6	1
Acute bronchitis and bronchiolitis (466)	-	-	-	-	-	-	-	-	-	-	-	-	-	-
Influenza and pneumonia (470-474, 480-486)	15	58.6	12	-	3	6	55.6	6	-	-	18	29.1	15	2
Influenza (470-474)	1	3.9	1	-	-	-	-	-	-	-	1	1.6	1	-
Pneumonia (480-486)	14	54.7	11	-	3	6	55.6	6	-	-	17	27.5	14	2
Bronchitis, emphysema, and asthma (490-493)	3	11.7	3	-	-	1	9.3	1	-	-	7	11.3	4	3
Chronic and unqual. bronchitis (490, 491)	-	-	-	-	-	-	-	-	-	-	2	3.2	1	1
Emphysema (492)	3	11.7	3	-	-	1	9.3	1	-	-	5	8.1	3	2
Asthma (493)	-	-	-	-	-	-	-	-	-	-	-	-	-	-
Peptic ulcer (531-533)	1	3.9	1	-	-	-	-	-	-	-	1	1.6	1	-
Hernia and intestinal obstr. (550-553, 560)	3	11.7	3	-	-	4	37.0	4	-	-	3	4.9	2	1
Cirrhosis of liver (571)	5	19.5	5	-	-	2	18.5	2	-	-	6	9.7	5	1
Cholelithiasis, cholecystitis and cholangitis (574, 575)	1	3.9	1	-	-	2	18.5	2	-	-	3	4.9	2	1
Nephritis and nephrosis (580-584)	-	-	-	-	-	-	-	-	-	-	13	21.0	6	1
Infections of kidney (590)	2	7.8	2	-	-	1	9.3	1	-	-	4	6.5	4	-
Hyperplasia of prostate (600)	-	-	-	-	-	-	-	-	-	-	-	-	-	-
Congenital anomalies (740-759)	2	7.8	2	-	-	1	9.3	1	-	-	1	1.6	1	-
Certain causes of mortality in early infancy (760-769.2, 769.4-772, 774-778)	4	15.6	3	-	1	2	18.5	1	1	-	8	12.9	5	-
Symptoms and ill-defined conditions (780-796)	2	7.8	1	-	1	4	37.0	4	-	-	13	21.0	11	-
All other diseases (Residual)	24	93.8	24	-	-	14	129.6	13	-	1	67	108.4	56	1
Accidents (E800-E949)	12	46.9	9	-	3	7	64.8	7	-	-	51	82.5	39	-
Motor vehicle accidents (E810-E823)	6	23.4	4	-	2	4	37.0	4	-	-	18	29.1	13	-
All other accidents (E800-E807, E825-E949)	6	23.4	5	-	1	3	27.8	3	-	-	33	53.4	26	-
Suicide (E950-E959)	1	3.9	-	-	1	-	-	-	-	-	8	12.9	8	-
Homicide (E960-E978)	1	3.9	1	-	-	-	-	-	-	-	1	1.6	1	-
All other external causes (E980-E999)	-	-	-	-	-	-	-	-	-	-	-	-	-	-

TABLE VI

RESIDENT BIRTHS, FETAL DEATHS (STILLBIRTHS), DEATHS, AND DEATHS BY 38 SELECTED CAUSES, NUMBER AND RATE, BY RACE BY COUNTY, OKLAHOMA, 1974 (CONTINUED)

	NOBLE					NOWATA					OKFUSKEE			
	TOTAL		RACE			TOTAL		RACE			TOTAL		RACE	
ESTIMATED POPULATION, JULY 1	10,200		WH.	NEG.	IND.	10,400		WH.	NEG.	IND.	11,200		WH.	NEG.
	NO.	RATE	NO.	NO.	NO.	NO.	RATE	NO.	NO.	NO.	NO.	RATE	NO.	NO.
Live births	161	15.8	144	7	10	129	12.4	112	10	7	169	15.1	100	24
Physician in hospital	161	100.0	144	7	10	129	100.0	112	10	7	167	98.8	100	23
Physician not in hospital	-	-	-	-	-	-	-	-	-	-	2	1.2	-	1
Midwife, other, or unknown	-	-	-	-	-	-	-	-	-	-	-	-	-	-
Stillbirths	1	6.2	1	-	-	1	7.7	1	-	-	1	5.9	-	1
Physician in hospital	1	100.0	1	-	-	1	100.0	1	-	-	1	100.0	-	1
Physician not in hospital	-	-	-	-	-	-	-	-	-	-	-	-	-	-
Midwife, other, or unknown	-	-	-	-	-	-	-	-	-	-	-	-	-	-
Total deaths, all causes	125	12.3	109	6	10	153	14.7	145	8	-	159	14.2	124	23
Deaths under 1 year	-	-	-	-	-	3	23.3	3	-	-	4	23.7	3	1
Deaths under 1 month	-	-	-	-	-	2	15.5	2	-	-	3	17.8	2	1
Enteritis and other diarrheal diseases (008,009)	-	-	-	-	-	1	9.6	1	-	-	-	-	-	-
Tuberculosis, all forms (010-019)	-	-	-	-	-	1	9.6	-	1	-	-	-	-	-
Syphilis and its sequelae (090-097)	-	-	-	-	-	-	-	-	-	-	-	-	-	-
Other infective and parasitic diseases (Remainder of 000-136)	1	9.8	1	-	-	2	19.2	2	-	-	-	-	-	-
Malignant neoplasms (140-209)	25	245.1	18	4	3	25	240.4	25	-	-	28	250.0	19	4
Diabetes mellitus (250)	2	19.6	1	-	1	4	38.5	4	-	-	4	35.7	2	2
Meningitis (320)	-	-	-	-	-	-	-	-	-	-	-	-	-	-
Major cardiovascular diseases (390-448)	73	715.7	70	1	2	93	894.2	87	6	-	86	767.9	69	12
Diseases of heart (390-398, 402, 404, 410-429)	49	480.4	47	-	2	52	500.0	49	3	-	65	580.4	53	8
Active rheumatic fever and chronic rheumatic heart disease (390-398)	-	-	-	-	-	-	-	-	-	-	-	-	-	-
Hypertensive heart disease with or without renal disease (402, 404)	3	29.4	3	-	-	-	-	-	-	-	-	-	-	-
Ischemic heart disease (410-414)	40	392.2	39	-	1	43	413.5	42	1	-	58	517.9	49	5
Chronic disease of endocardium and other myocardial insufficiency (424, 428)	-	-	-	-	-	-	-	-	-	-	-	-	-	-
All other forms of heart disease (420-423, 425-427, 429)	6	58.8	5	-	1	9	86.5	7	2	-	7	62.5	4	3
Hypertension (400, 401, 403)	-	-	-	-	-	1	9.6	1	-	-	1	8.9	1	-
Cerebrovascular disease (430-438)	14	137.3	13	1	-	31	298.1	28	3	-	11	98.2	7	3
Arteriosclerosis (440)	6	58.8	6	-	-	3	28.8	3	-	-	5	44.6	4	1
Other diseases of arteries, arterioles, and capillaries (441-448)	4	39.2	4	-	-	6	57.7	6	-	-	4	35.7	4	-
Acute bronchitis and bronchiolitis (466)	-	-	-	-	-	-	-	-	-	-	-	-	-	-
Influenza and pneumonia (470-474, 480-486)	1	9.8	1	-	-	2	19.2	1	1	-	5	44.6	5	-
Influenza (470-474)	-	-	-	-	-	-	-	-	-	-	2	17.9	2	-
Pneumonia (480-486)	1	9.8	1	-	-	2	19.2	1	1	-	3	26.8	3	-
Bronchitis, emphysema, and asthma (490-493)	1	9.8	1	-	-	-	-	-	-	-	-	-	-	-
Chronic and unqual. bronchitis (490, 491)	-	-	-	-	-	-	-	-	-	-	-	-	-	-
Emphysema (492)	1	9.8	1	-	-	-	-	-	-	-	-	-	-	-
Asthma (493)	-	-	-	-	-	-	-	-	-	-	-	-	-	-
Peptic ulcer (531-533)	1	9.8	1	-	-	-	-	-	-	-	2	17.9	1	-
Hernia and intestinal obstr. (550-553, 560)	1	9.8	1	-	-	2	19.2	2	-	-	-	-	-	-
Cirrhosis of liver (571)	1	9.8	1	-	-	1	9.6	1	-	-	1	8.9	1	-
Cholelithiasis, cholecystitis and cholangitis (574, 575)	-	-	-	-	-	-	-	-	-	-	1	8.9	1	-
Nephritis and nephrosis (580-584)	-	-	-	-	-	1	9.6	1	-	-	2	17.9	1	-
Infections of kidney (590)	2	19.6	1	-	1	-	-	-	-	-	2	17.9	2	-
Hyperplasia of prostate (600)	-	-	-	-	-	-	-	-	-	-	-	-	-	-
Congenital anomalies (740-759)	-	-	-	-	-	1	9.6	1	-	-	-	-	-	-
Certain causes of mortality in early infancy (760-769.2, 769.4-772, 774-778)	-	-	-	-	-	1	9.6	1	-	-	2	17.9	2	-
Symptoms and ill-defined conditions (780-796)	-	-	-	-	-	1	9.6	1	-	-	1	8.9	-	1
All other diseases (Residual)	3	29.4	3	-	-	9	86.5	9	-	-	13	116.1	9	3
Accidents (E800-E949)	12	117.6	8	1	3	6	57.7	6	-	-	9	80.4	9	-
Motor vehicle accidents (E810-E823)	5	49.0	2	-	3	4	38.5	4	-	-	4	35.7	4	-
All other accidents (E800-E807, E825-E949)	7	68.6	6	1	-	2	19.2	2	-	-	5	44.6	5	-
Suicide (E950-E959)	2	19.6	2	-	-	2	19.2	2	-	-	-	-	-	-
Homicide (E960-E978)	-	-	-	-	-	1	9.6	1	-	-	2	17.9	2	-
All other external causes (E980-E999)	-	-	-	-	-	-	-	-	-	-	1	8.9	1	-

TABLE VI

RESIDENT BIRTHS, FETAL DEATHS (STILLBIRTHS), DEATHS, AND DEATHS BY 38 SELECTED CAUSES, NUMBER AND RATE, BY RACE BY COUNTY, OKLAHOMA, 1974 (CONTINUED)

	OKLAHOMA					OKMULGEE					OSAGE				
	TOTAL		RACE			TOTAL		RACE			TOTAL		RACE		
ESTIMATED POPULATION, JULY 1	550,900		WH.	NEG.	IND.	37,700		WH.	NEG.	IND.	28,900		WH.	NEG.	IND.
	NO.	RATE	NO.	NO.	NO.	NO.	RATE	NO.	NO.	NO.	NO.	RATE	NO.	NO.	NO.
Live births	9852	17.9	7904	1563	485	505	13.4	371	72	62	358	12.4	279	20	59
Physician in hospital	9812	99.6	7768	1559	485	497	98.4	363	72	62	355	99.2	276	20	59
Physician not in hospital	16	0.2	13	3	-	-	-	-	-	-	-	-	-	-	-
Midwife, other, or unknown	24	0.2	23	1	-	8	1.6	8	-	-	3	0.8	3	-	-
Stillbirths	98	9.8	68	23	7	5	9.8	4	1	-	2	5.6	2	-	-
Physician in hospital	96	98.0	67	22	7	4	80.0	3	1	-	2	100.0	2	-	-
Physician not in hospital	2	2.0	1	1	-	1	20.0	1	-	-	-	-	-	-	-
Midwife, other, or unknown	-	-	-	-	-	-	-	-	-	-	-	-	-	-	-
Total deaths, all causes	4618	8.4	4083	498	37	486	12.9	375	81	30	341	11.8	300	11	30
Deaths under 1 year	188	19.1	142	43	3	10	19.8	8	1	1	8	22.3	7	-	1
Deaths under 1 month	123	12.5	99	24	-	8	15.8	7	-	1	7	19.6	6	-	1
Enteritis and other diarrheal diseases (008,009)	6	1.1	5	1	-	-	-	-	-	-	-	-	-	-	-
Tuberculosis, all forms (010-019)	9	1.6	7	2	-	-	-	-	-	-	-	-	-	-	-
Syphilis and its sequelae (090-097)	1	0.2	1	-	-	-	-	-	-	-	-	-	-	-	-
Other infective and parasitic diseases (Remainder of 000-136)	36	6.5	30	6	-	2	5.3	2	-	-	-	-	-	-	-
Malignant neoplasms (140-209)	843	153.0	763	75	5	81	214.9	65	10	6	56	193.8	53	1	2
Diabetes mellitus (250)	78	14.2	64	13	1	4	10.6	3	1	-	4	13.8	4	-	-
Meningitis (320)	8	1.5	6	2	-	-	-	-	-	-	-	-	-	-	-
Major cardiovascular diseases (390-448)	2303	418.0	2071	221	11	301	798.4	231	53	17	210	726.6	188	6	16
Diseases of heart (390-398, 402, 404, 410-429)	1627	295.3	1460	158	9	249	660.5	195	39	15	140	484.4	123	5	12
Active rheumatic fever and chronic rheumatic heart disease (390-398)	25	4.5	19	6	-	1	2.7	-	-	1	-	-	-	-	-
Hypertensive heart disease with or without renal disease (402, 404)	28	5.1	21	7	-	9	23.9	9	-	-	4	13.8	4	-	-
Ischemic heart disease (410-414)	1469	266.7	1341	120	8	232	615.4	182	37	13	123	425.6	107	4	12
Chronic disease of endocardium and other myocardial insufficiency (424, 428)	5	0.9	5	-	-	-	-	-	-	-	-	-	-	-	-
All other forms of heart disease (420-423, 425-427, 429)	100	18.2	74	25	1	7	18.6	4	2	1	13	45.0	12	1	-
Hypertension (400, 401, 403)	15	2.7	13	1	1	2	5.3	1	1	-	1	3.5	-	-	1
Cerebrovascular disease (430-438)	512	92.9	455	56	1	41	108.8	30	11	-	41	141.9	39	1	1
Arteriosclerosis (440)	73	13.3	69	4	-	4	10.6	3	-	1	20	69.2	18	-	2
Other diseases of arteries, arterioles, and capillaries (441-448)	76	13.8	74	2	-	5	13.3	2	2	1	8	27.7	8	-	-
Acute bronchitis and bronchiolitis (466)	1	0.2	1	-	-	-	-	-	-	-	-	-	-	-	-
Influenza and pneumonia (470-474, 480-486)	147	26.7	127	20	-	13	34.5	11	1	1	2	6.9	2	-	-
Influenza (470-474)	3	0.5	3	-	-	1	2.7	1	-	-	-	-	-	-	-
Pneumonia (480-486)	144	26.1	124	20	-	12	31.8	10	1	1	2	6.9	2	-	-
Bronchitis, emphysema, and asthma (490-493)	58	10.5	54	4	-	8	21.2	8	-	-	3	10.4	2	-	1
Chronic and unqual. bronchitis (490, 491)	12	2.2	10	2	-	2	5.3	2	-	-	-	-	-	-	-
Emphysema (492)	42	7.6	40	2	-	5	13.3	5	-	-	3	10.4	2	-	1
Asthma (493)	4	0.7	4	-	-	1	2.7	1	-	-	-	-	-	-	-
Peptic ulcer (531-533)	19	3.4	17	2	-	2	5.3	2	-	-	2	6.9	1	1	-
Hernia and intestinal obstr. (550-553, 560)	16	2.9	15	1	-	2	5.3	1	1	-	-	-	-	-	-
Cirrhosis of liver (571)	85	15.4	77	4	4	7	18.6	3	3	1	5	17.3	3	1	1
Cholelithiasis, cholecystitis and cholangitis (574, 575)	4	0.7	4	-	-	1	2.7	-	1	-	-	-	-	-	-
Nephritis and nephrosis (580-584)	20	3.6	11	9	-	1	2.7	-	1	-	1	3.5	-	-	1
Infections of kidney (590)	13	2.4	13	-	-	-	-	-	-	-	4	13.8	3	1	-
Hyperplasia of prostate (600)	-	-	-	-	-	-	-	-	-	-	-	-	-	-	-
Congenital anomalies (740-759)	38	6.9	33	3	2	2	5.3	2	-	-	1	3.5	1	-	-
Certain causes of mortality in early infancy (760-769.2, 769.4-772, 774-778)	100	18.2	78	22	-	7	18.6	6	-	1	6	20.8	5	-	1
Symptoms and ill-defined conditions (780-796)	61	11.1	51	8	2	4	10.6	3	1	-	4	13.8	4	-	-
All other diseases (Residual)	316	57.4	283	29	4	19	50.4	13	4	2	22	76.1	19	-	3
Accidents (E800-E949)	261	47.4	216	39	6	19	50.4	15	3	1	13	45.0	11	-	2
Motor vehicle accidents (E810-E823)	131	23.8	101	27	3	14	37.1	11	2	1	6	20.8	4	-	2
All other accidents (E800-E807, E825-E949)	130	23.6	115	12	3	5	13.3	4	1	-	7	24.2	7	-	-
Suicide (E950-E959)	95	17.2	93	2	-	5	13.3	4	1	-	3	10.4	3	-	-
Homicide (E960-E978)	86	15.6	50	34	2	8	21.2	6	1	1	4	13.8	1	1	2
All other external causes (E980-E999)	14	2.5	13	1	-	-	-	-	-	-	1	3.5	-	-	1

TABLE VI

RESIDENT BIRTHS, FETAL DEATHS (STILLBIRTHS), DEATHS, AND DEATHS BY 38 SELECTED CAUSES NUMBER AND RATE, BY RACE BY COUNTY, OKLAHOMA, 1974 (CONTINUED)

	OTTAWA					PAWNEE					PAYNE				
	TOTAL		RACE			TOTAL		RACE			TOTAL		RACE		
ESTIMATED POPULATION, JULY 1	30,500		WH.	NEG.	IND.	12,500		WH.	NEG.	IND.	54,400		WH.	NEG.	IND.
	NO.	RATE	NO.	NO.	NO.	NO.	RATE	NO.	NO.	NO.	NO.	RATE	NO.	NO.	NO.
Live births	456	15.0	397	-	59	173	13.8	146	6	21	656	12.1	622	19	15
Physician in hospital	454	99.6	395	-	59	173	100.0	146	6	21	646	98.5	613	19	14
Physician not in hospital	1	0.2	1	-	-	-	-	-	-	-	3	0.5	3	-	-
Midwife, other, or unknown	1	0.2	1	-	-	-	-	-	-	-	7	1.1	6	-	1
Stillbirths	5	10.8	5	-	-	3	17.0	3	-	-	13	19.4	12	-	1
Physician in hospital	5	100.0	5	-	-	3	100.0	3	-	-	9	69.2	8	-	1
Physician not in hospital	-	-	-	-	-	-	-	-	-	-	-	-	-	-	-
Midwife, other, or unknown	-	-	-	-	-	-	-	-	-	-	4	30.8	4	-	-
Total deaths, all causes	381	12.5	370	-	11	179	14.3	156	1	22	422	7.8	399	17	6
Deaths under 1 year	8	17.5	7	-	1	5	28.9	4	-	1	11	16.8	9	2	-
Deaths under 1 month	4	8.8	3	-	1	4	23.1	3	-	1	8	12.2	7	1	-
Enteritis and other diarrheal diseases (008,009)	-	-	-	-	-	-	-	-	-	-	-	-	-	-	-
Tuberculosis, all forms (010-019)	3	9.8	3	-	-	-	-	-	-	-	1	1.8	1	-	-
Syphilis and its sequelae (090-097)	-	-	-	-	-	-	-	-	-	-	-	-	-	-	-
Other infective and parasitic diseases (Remainder of 000-136)	3	9.8	3	-	-	1	8.0	1	-	-	-	-	-	-	-
Malignant neoplasms (140-209)	73	239.3	70	-	3	33	264.0	30	1	2	69	126.8	67	2	-
Diabetes mellitus (250)	10	32.8	10	-	-	6	48.0	4	-	2	3	5.5	3	-	-
Meningitis (320)	1	3.3	1	-	-	1	8.0	-	-	1	-	-	-	-	-
Major cardiovascular diseases (390-448)	195	639.3	190	-	5	90	720.0	82	-	8	248	455.9	236	8	4
Diseases of heart (390-398, 402, 404, 410-429)	121	396.7	120	-	1	68	544.0	63	-	5	165	303.3	154	8	3
Active rheumatic fever and chronic rheumatic heart disease (390-398)	1	3.3	1	-	-	-	-	-	-	-	3	5.5	3	-	-
Hypertensive heart disease with or without renal disease (402, 404)	4	13.1	4	-	-	2	16.0	2	-	-	3	5.5	3	-	-
Ischemic heart disease (410-414)	101	331.1	101	-	-	61	488.0	56	-	5	147	270.2	137	8	2
Chronic disease of endocardium and other myocardial insufficiency (424, 428)	-	-	-	-	-	-	-	-	-	-	1	1.8	1	-	-
All other forms of heart disease (420-423, 425-427, 429)	15	49.2	14	-	1	5	40.4	5	-	-	11	20.2	10	-	1
Hypertension (400, 401, 403)	4	13.1	4	-	-	1	8.0	1	-	-	1	1.8	1	-	-
Cerebrovascular disease (430-438)	53	173.8	52	-	1	12	96.0	10	-	2	76	139.7	75	-	1
Arteriosclerosis (440)	12	39.3	10	-	2	7	56.0	6	-	1	2	3.7	2	-	-
Other diseases of arteries, arterioles, and capillaries (441-448)	5	16.4	4	-	1	2	16.0	2	-	-	4	7.4	4	-	-
Acute bronchitis and bronchiolitis (466)	1	3.3	1	-	-	-	-	-	-	-	-	-	-	-	-
Influenza and pneumonia (470-474, 480-486)	17	55.7	17	-	-	4	32.0	4	-	-	27	49.6	25	2	-
Influenza (470-474)	1	3.3	1	-	-	-	-	-	-	-	-	-	-	-	-
Pneumonia (480-486)	16	52.5	16	-	-	4	32.0	4	-	-	27	49.6	25	2	-
Bronchitis, emphysema, and asthma (490-493)	3	9.8	3	-	-	2	16.0	2	-	-	5	9.2	5	-	-
Chronic and unqual. bronchitis (490, 491)	-	-	-	-	-	-	-	-	-	-	1	1.8	1	-	-
Emphysema (492)	3	9.8	3	-	-	2	16.0	2	-	-	4	7.4	4	-	-
Asthma (493)	-	-	-	-	-	-	-	-	-	-	-	-	-	-	-
Peptic ulcer (531-533)	1	3.3	1	-	-	-	-	-	-	-	3	5.5	2	1	-
Hernia and intestinal obstr. (550-553, 560)	2	6.6	2	-	-	1	8.0	1	-	-	3	5.5	3	-	-
Cirrhosis of liver (571)	3	9.8	3	-	-	1	8.0	1	-	-	2	3.7	2	-	-
Cholelithiasis, cholecystitis and cholangitis (574, 575)	1	3.3	1	-	-	-	-	-	-	-	-	-	-	-	-
Nephritis and nephrosis (580-584)	4	13.1	4	-	-	2	16.0	2	-	-	4	7.4	3	-	1
Infections of kidney (590)	1	3.3	1	-	-	3	24.0	2	-	1	2	3.7	2	-	-
Hyperplasia of prostate (600)	-	-	-	-	-	-	-	-	-	-	-	-	-	-	-
Congenital anomalies (740-759)	-	-	-	-	-	-	-	-	-	-	2	3.7	2	-	-
Certain causes of mortality in early infancy (760-769.2, 769.4-772, 774-778)	3	9.8	2	-	1	5	40.0	4	-	1	7	12.9	6	1	-
Symptoms and ill-defined conditions (780-796)	3	9.8	3	-	-	-	-	-	-	-	2	3.7	2	-	-
All other diseases (Residual)	27	88.5	26	-	1	9	72.0	9	-	-	11	20.2	11	-	-
Accidents (E800-E949)	24	78.7	23	-	1	17	136.0	12	-	5	23	42.3	20	2	1
Motor vehicle accidents (E810-E823)	8	26.2	8	-	-	10	80.0	7	-	3	10	18.4	7	2	1
All other accidents (E800-E807, E825-E949)	16	52.5	15	-	1	7	56.0	5	-	2	13	23.9	13	-	-
Suicide (E950-E959)	3	9.8	3	-	-	2	16.0	-	-	2	4	7.4	4	-	-
Homicide (E960-E978)	2	6.6	2	-	-	1	8.0	1	-	-	5	9.2	4	1	-
All other external causes (E980-E999)	1	3.3	1	-	-	1	8.0	1	-	-	1	1.8	1	-	-

TABLE VI

RESIDENT BIRTHS, FETAL DEATHS (STILLBIRTHS), DEATHS, AND DEATHS BY 38 SELECTED CAUSES, NUMBER AND RATE, BY RACE BY COUNTY, OKLAHOMA, 1974 (CONTINUED)

	PITTSBURG					PONTOTOC					POTTAWATOMIE				
	TOTAL		RACE			TOTAL		RACE			TOTAL		RACE		
ESTIMATED POPULATION, JULY 1	37,500		WH.	NEG.	IND.	30,400		WH.	NEG.	IND.	49,600		WH.	NEG.	IND.
	NO.	RATE	NO.	NO.	NO.	NO.	RATE	NO.	NO.	NO.	NO.	RATE	NO.	NO.	NO.
Live births	522	13.9	442	30	50	378	12.4	335	13	30	651	13.1	542	23	86
Physician in hospital	520	99.6	440	30	50	378	100.0	335	13	30	650	99.8	541	23	86
Physician not in hospital	2	0.4	2	-	-	-	---	-	-	-	1	0.2	1	-	-
Midwife, other, or unknown	-	-	-	-	-	-	---	-	-	-	-	-	-	-	-
Stillbirths	7	13.2	5	-	2	2	5.3	2	-	-	9	13.6	9	-	-
Physician in hospital	7	100.0	5	-	2	2	100.0	2	-	-	9	100.0	9	-	-
Physician not in hospital	-	-	-	-	-	-	-	-	-	-	-	-	-	-	-
Midwife, other, or unknown	-	-	-	-	-	-	-	-	-	-	-	-	-	-	-
Total deaths, all causes	442	11.8	406	27	9	348	11.4	334	9	5	567	11.4	528	17	22
Deaths under 1 year	13	24.9	13	-	-	5	13.2	5	-	-	12	18.4	9	1	2
Deaths under 1 month	10	19.2	10	-	-	3	7.9	3	-	-	5	7.7	4	-	1
Enteritis and other diarrheal diseases (008,009)	3	8.0	3	-	-	-	-	-	-	-	-	-	-	-	-
Tuberculosis, all forms (010-019)	-	-	-	-	-	-	-	-	-	-	2	4.0	1	-	1
Syphilis and its sequelae (090-097)	-	-	-	-	-	-	-	-	-	-	-	-	-	-	-
Other infective and parasitic diseases (Remainder of 000-136)	1	2.7	1	-	-	-	-	-	-	-	4	8.1	3	-	1
Malignant neoplasms (140-209)	81	216.0	77	3	1	59	194.1	54	3	2	89	179.4	85	4	-
Diabetes mellitus (250)	3	8.0	3	-	-	4	13.2	4	-	-	15	30.2	11	2	2
Meningitis (320)	-	-	-	-	-	-	-	-	-	-	1	2.0	1	-	-
Major cardiovascular diseases (390-448)	229	610.7	209	15	5	194	638.2	186	5	3	334	673.4	317	9	8
Diseases of heart (390-398, 402, 404, 410-429)	155	413.3	140	10	5	112	368.4	105	5	2	195	393.1	182	7	6
Active rheumatic fever and chronic rheumatic heart disease (390-398)	1	2.7	1	-	-	2	6.6	2	-	-	2	4.0	2	-	-
Hypertensive heart disease with or without renal disease (402, 404)	3	8.0	3	-	-	-	-	-	-	-	3	6.0	3	-	-
Ischemic heart disease (410-414)	143	381.3	129	9	5	107	352.0	100	5	2	182	366.9	169	7	6
Chronic disease of endocardium and other myocardial insufficiency (424, 428)	1	2.7	1	-	-	-	-	-	-	-	-	-	-	-	-
All other forms of heart disease (420-423, 425-427, 429)	7	18.7	6	1	-	3	9.9	3	-	-	8	16.1	8	-	-
Hypertension (400, 401, 403)	2	5.3	2	-	-	2	6.6	2	-	-	2	4.0	2	-	-
Cerebrovascular disease (430-438)	61	162.7	56	5	-	69	227.0	68	-	1	113	227.8	109	2	2
Arteriosclerosis (440)	7	18.7	7	-	-	4	13.2	4	-	-	13	26.2	13	-	-
Other diseases of arteries, arterioles, and capillaries (441-448)	4	10.7	4	-	-	7	23.0	7	-	-	11	22.3	11	-	-
Acute bronchitis and bronchiolitis (466)	1	2.7	1	-	-	-	-	-	-	-	-	-	-	-	-
Influenza and pneumonia (470-474, 480-486)	12	32.0	11	1	-	9	29.6	9	-	-	18	36.3	16	1	1
Influenza (470-474)	-	-	-	-	-	-	-	-	-	-	1	2.0	1	-	-
Pneumonia (480-486)	12	32.0	11	1	-	9	29.6	9	-	-	17	34.3	15	1	1
Bronchitis, emphysema, and asthma (490-493)	5	13.3	4	1	-	6	19.7	6	-	-	7	14.1	7	-	-
Chronic and unqual. bronchitis (490, 491)	2	5.3	2	-	-	2	6.6	2	-	-	-	-	-	-	-
Emphysema (492)	3	8.0	2	1	-	4	13.2	4	-	-	7	14.1	7	-	-
Asthma (493)	-	-	-	-	-	-	-	-	-	-	-	-	-	-	-
Peptic ulcer (531-533)	3	8.0	3	-	-	1	3.3	1	-	-	4	8.1	3	1	-
Hernia and intestinal obstr. (550-553, 560)	3	8.0	3	-	-	2	6.6	2	-	-	1	2.0	1	-	-
Cirrhosis of liver (571)	10	26.7	9	1	-	7	23.0	7	-	-	7	14.1	4	-	3
Cholelithiasis, cholecystitis and cholangitis (574, 575)	1	2.7	1	-	-	1	3.3	1	-	-	-	-	-	-	-
Nephritis and nephrosis (580-584)	5	13.3	4	1	-	1	3.3	1	-	-	2	4.0	2	-	-
Infections of kidney (590)	3	8.0	3	-	-	1	3.3	1	-	-	-	-	-	-	-
Hyperplasia of prostate (600)	-	-	-	-	-	-	-	-	-	-	-	-	-	-	-
Congenital anomalies (740-759)	5	13.3	5	-	-	4	13.2	4	-	-	2	4.0	1	-	1
Certain causes of mortality in early infancy (760-769.2, 769.4-772, 774-778)	8	21.3	8	-	-	1	3.3	1	-	-	4	8.1	4	-	-
Symptoms and ill-defined conditions (780-796)	2	5.3	2	-	-	3	9.9	3	-	-	8	16.1	8	-	-
All other diseases (Residual)	33	88.0	28	4	1	18	59.2	17	1	-	31	62.5	29	-	2
Accidents (E800-E949)	22	58.7	21	-	1	23	75.7	23	-	-	21	42.3	19	-	2
Motor vehicle accidents (E810-E823)	14	37.3	13	-	1	11	36.2	11	-	-	13	26.2	12	-	1
All other accidents (E800-E807, E825-E949)	8	21.3	8	-	-	12	39.5	12	-	-	8	16.1	7	-	1
Suicide (E950-E959)	7	18.7	6	-	1	11	36.2	11	-	-	9	18.1	8	-	1
Homicide (E960-E978)	3	8.0	2	1	-	2	6.6	2	-	-	6	12.1	6	-	-
All other external causes (E980-E999)	2	5.3	2	-	-	1	3.3	1	-	-	2	4.0	2	-	-

TABLE VI

RESIDENT BIRTHS, FETAL DEATHS (STILLBIRTHS), DEATHS, AND DEATHS BY 38 SELECTED CAUSES, NUMBER AND RATE, BY RACE BY COUNTY, OKLAHOMA, 1974 (CONTINUED)

	PUSHMATAHA					ROGER MILLS					ROGERS				
	TOTAL		RACE			TOTAL		RACE			TOTAL		RACE		
ESTIMATED POPULATION, JULY 1	10,000		WH.	NEG.	IND.	4,300		WH.	NEG.	IND.	32,200		WH.	NEG.	IND.
	NO.	RATE	NO.	NO.	NO.	NO.	RATE	NO.	NO.	NO.	NO.	RATE	NO.	NO.	NO.
Live births	150	15.0	130	1	19	52	12.1	48	-	4	464	14.4	362	6	96
Physician in hospital	149	99.3	129	1	19	52	100.0	48	-	4	463	99.8	362	6	95
Physician not in hospital	1	0.7	1	-	-	-	-	-	-	-	-	-	-	-	-
Midwife, other, or unknown	-	-	-	-	-	-	-	-	-	-	1	0.2	-	-	1
Stillbirths	1	6.6	1	-	-	1	18.9	1	-	-	3	6.4	2	-	1
Physician in hospital	1	100.0	1	-	-	1	100.0	1	-	-	3	100.0	2	-	1
Physician not in hospital	-	-	-	-	-	-	-	-	-	-	-	-	-	-	-
Midwife, other, or unknown	-	-	-	-	-	-	-	-	-	-	-	-	-	-	-
Total deaths, all causes	125	12.5	112	1	12	44	10.2	39	-	5	258	8.0	243	6	9
Deaths under 1 year	-	-	-	-	-	1	19.2	1	-	-	11	23.7	11	-	-
Deaths under 1 month	-	-	-	-	-	1	19.2	1	-	-	9	19.4	9	-	-
Enteritis and other diarrheal diseases (008,009)	-	-	-	-	-	-	-	-	-	-	-	-	-	-	-
Tuberculosis, all forms (010-019)	2	20.0	2	-	-	-	-	-	-	-	-	-	-	-	-
Syphilis and its sequelae (090-097)	-	-	-	-	-	-	-	-	-	-	-	-	-	-	-
Other infective and parasitic diseases (Remainder of 000-136)	-	-	-	-	-	-	-	-	-	-	1	3.1	1	-	-
Malignant neoplasms (140-209)	20	200.0	19	-	1	7	162.8	7	-	-	48	149.1	46	1	1
Diabetes mellitus (250)	1	10.0	-	-	1	-	-	-	-	-	-	-	-	-	-
Meningitis (320)	-	-	-	-	-	-	-	-	-	-	-	-	-	-	-
Major cardiovascular diseases (390-448)	73	730.0	66	1	6	23	534.9	21	-	2	134	416.1	127	3	4
Diseases of heart (390-398, 402, 404, 410-429)	47	470.0	43	1	3	17	395.3	15	-	2	100	310.6	94	2	4
Active rheumatic fever and chronic rheumatic heart disease (390-398)	-	-	-	-	-	-	-	-	-	-	2	6.2	2	-	-
Hypertensive heart disease with or without renal disease (402, 404)	1	10.0	1	-	-	-	-	-	-	-	1	3.1	1	-	-
Ischemic heart disease (410-414)	39	390.0	36	-	3	17	395.3	15	-	2	91	282.6	85	2	4
Chronic disease of endocardium and other myocardial insufficiency (424, 428)	1	10.0	1	-	-	-	-	-	-	-	-	-	-	-	-
All other forms of heart disease (420-423, 425-427, 429)	6	60.0	5	1	-	-	-	-	-	-	6	18.6	6	-	-
Hypertension (400, 401, 403)	1	10.0	1	-	-	-	-	-	-	-	-	-	-	-	-
Cerebrovascular disease (430-438)	21	210.0	19	-	2	3	69.8	3	-	-	31	96.3	30	1	-
Arteriosclerosis (440)	2	20.0	1	-	1	3	69.8	3	-	-	-	-	-	-	-
Other diseases of arteries, arterioles, and capillaries (441-448)	2	20.0	2	-	-	-	-	-	-	-	3	9.3	3	-	-
Acute bronchitis and bronchiolitis (466)	-	-	-	-	-	-	-	-	-	-	-	-	-	-	-
Influenza and pneumonia (470-474, 480-486)	6	60.0	5	-	1	5	116.3	5	-	-	5	15.5	4	1	-
Influenza (470-474)	-	-	-	-	-	1	23.3	1	-	-	2	6.2	2	-	-
Pneumonia (480-486)	6	60.0	5	-	1	4	93.0	4	-	-	3	9.3	2	1	-
Bronchitis, emphysema, and asthma (490-493)	1	10.0	1	-	-	1	23.3	1	-	-	5	15.5	5	-	-
Chronic and unqual. bronchitis (490, 491)	-	-	-	-	-	-	-	-	-	-	-	-	-	-	-
Emphysema (492)	-	-	-	-	-	1	23.3	1	-	-	4	12.4	4	-	-
Asthma (493)	1	10.0	1	-	-	-	-	-	-	-	1	3.1	1	-	-
Peptic ulcer (531-533)	1	10.0	1	-	-	-	-	-	-	-	-	-	-	-	-
Hernia and intestinal obstr. (550-553, 560)	-	-	-	-	-	1	23.3	1	-	-	1	3.1	1	-	-
Cirrhosis of liver (571)	1	10.0	1	-	-	2	46.5	-	-	2	4	12.4	4	-	-
Cholelithiasis, cholecystitis and cholangitis (574, 575)	-	-	-	-	-	-	-	-	-	-	1	3.1	-	-	1
Nephritis and nephrosis (580-584)	-	-	-	-	-	-	-	-	-	-	2	6.2	1	-	1
Infections of kidney (590)	1	10.0	1	-	-	-	-	-	-	-	-	-	-	-	-
Hyperplasia of prostate (600)	-	-	-	-	-	-	-	-	-	-	-	-	-	-	-
Congenital anomalies (740-759)	1	10.0	1	-	-	-	-	-	-	-	4	12.4	4	-	-
Certain causes of mortality in early infancy (760-769.2, 769.4-772, 774-778)	1	10.0	1	-	-	1	23.3	1	-	-	6	18.6	6	-	-
Symptoms and ill-defined conditions (780-796)	1	10.0	-	-	1	-	-	-	-	-	3	9.3	3	-	-
All other diseases (Residual)	5	50.0	5	-	-	-	-	-	-	-	19	59.0	17	-	2
Accidents (E800-E949)	10	100.0	9	-	1	3	69.8	3	-	-	20	62.1	19	1	-
Motor vehicle accidents (E810-E823)	3	30.0	3	-	-	2	46.5	2	-	-	9	28.0	9	-	-
All other accidents (E800-E807, E825-E949)	7	70.0	6	-	1	1	23.3	1	-	-	11	34.2	10	1	-
Suicide (E950-E959)	2	20.0	1	-	1	1	23.3	-	-	1	3	9.3	3	-	-
Homicide (E960-E978)	-	-	-	-	-	-	-	-	-	-	2	6.2	2	-	-
All other external causes (E980-E999)	-	-	-	-	-	-	-	-	-	-	-	-	-	-	-

TABLE VI
RESIDENT BIRTHS, FETAL DEATHS (STILLBIRTHS), DEATHS, AND DEATHS BY 38 SELECTED CAUSES,
NUMBER AND RATE, BY RACE BY COUNTY, OKLAHOMA, 1974 (CONTINUED)

	SEMINOLE					SEQUOYAH					STEPHENS				
	TOTAL		RACE			TOTAL		RACE			TOTAL		RACE		
ESTIMATED POPULATION, JULY 1	28,100		WH.	NEG.	IND.	25,600		WH.	NEG.	IND.	37,800		WH.	NEG.	IND.
	NO.	RATE	NO.	NO.	NO.	NO.	RATE	NO.	NO.	NO.	NO.	RATE	NO.	NO.	NO.
Live births	359	12.8	235	29	95	444	17.3	354	17	73	457	12.1	430	13	14
Physician in hospital	359	100.0	235	29	95	439	98.9	351	17	71	456	99.8	429	13	14
Physician not in hospital	-	-	-	-	-	2	0.5	1	-	1	-	-	-	-	-
Midwife, other, or unknown	-	-	-	-	-	3	0.7	2	-	1	1	0.2	1	-	-
Stillbirths	2	5.5	1	-	1	2	4.5	2	-	-	3	6.5	3	-	-
Physician in hospital	2	100.0	1	-	1	2	100.0	2	-	-	3	100.0	3	-	-
Physician not in hospital	-	-	-	-	-	-	-	-	-	-	-	-	-	-	-
Midwife, other, or unknown	-	-	-	-	-	-	-	-	-	-	-	-	-	-	-
Total deaths, all causes	388	13.8	301	43	44	260	10.2	237	12	11	439	11.6	421	15	3
Deaths under 1 year	4	11.1	4	-	-	6	13.5	3	1	2	6	13.1	6	-	-
Deaths under 1 month	1	2.8	1	-	-	4	9.0	1	1	2	5	10.9	5	-	-
Enteritis and other diarrheal diseases (008,009)	1	3.6	1	-	-	-	-	-	-	-	2	5.3	2	-	-
Tuberculosis, all forms (010-019)	-	-	-	-	-	-	-	-	-	-	1	2.6	1	-	-
Syphilis and its sequelae (090-097)	-	-	-	-	-	-	-	-	-	-	-	-	-	-	-
Other infective and parasitic diseases (Remainder of 000-136)	4	14.2	2	1	1	2	7.8	2	-	-	4	10.6	4	-	-
Malignant neoplasms (140-209)	73	259.8	60	6	7	38	148.4	36	2	-	110	291.0	106	4	-
Diabetes mellitus (250)	6	21.4	3	-	3	5	19.5	3	-	2	8	21.2	7	1	-
Meningitis (320)	-	-	-	-	-	2	7.8	1	-	1	-	-	-	-	-
Major cardiovascular diseases (390-448)	231	822.1	179	31	21	145	566.4	133	7	5	216	571.4	209	7	-
Diseases of heart (390-398, 402, 404, 410-429)	186	661.9	145	25	16	107	418.0	99	5	3	140	370.4	137	3	-
Active rheumatic fever and chronic rheumatic heart disease (390-398)	1	3.6	-	1	-	1	3.9	1	-	-	1	2.6	1	-	-
Hypertensive heart disease with or without renal disease (402, 404)	7	24.9	3	2	2	7	27.3	6	-	1	3	7.9	3	-	-
Ischemic heart disease (410-414)	174	619.2	138	22	14	92	359.3	86	5	1	119	314.8	116	3	-
Chronic disease of endocardium and other myocardial insufficiency (424, 428)	-	-	-	-	-	7	27.3	6	-	1	-	-	-	-	-
All other forms of heart disease (420-423, 425-427, 429)	4	14.2	4	-	-	-	-	-	-	-	17	45.0	17	-	-
Hypertension (400, 401, 403)	1	3.6	1	-	-	1	3.9	1	-	-	1	2.6	1	-	-
Cerebrovascular disease (430-438)	37	131.7	27	5	5	33	128.9	29	2	2	54	142.9	50	4	-
Arteriosclerosis (440)	4	14.2	3	1	-	3	11.7	3	-	-	13	34.4	13	-	-
Other diseases of arteries, arterioles, and capillaries (441-448)	3	10.7	3	-	-	1	3.9	1	-	-	8	21.2	8	-	-
Acute bronchitis and bronchiolitis (466)	-	-	-	-	-	-	-	-	-	-	-	-	-	-	-
Influenza and pneumonia (470-474, 480-486)	10	35.6	7	1	2	7	27.3	7	-	-	19	50.3	18	1	-
Influenza (470-474)	3	10.7	1	1	1	-	-	-	-	-	1	2.6	1	-	-
Pneumonia (480-486)	7	24.9	6	-	1	7	27.3	7	-	-	18	47.6	17	1	-
Bronchitis, emphysema, and asthma (490-493)	5	17.8	3	1	1	3	11.7	3	-	-	5	13.2	5	-	-
Chronic and unqual. bronchitis (490, 491)	3	10.7	2	-	1	1	3.9	1	-	-	-	-	-	-	-
Emphysema (492)	-	-	-	-	-	2	7.8	2	-	-	5	13.2	5	-	-
Asthma (493)	2	7.1	1	1	-	-	-	-	-	-	-	-	-	-	-
Peptic ulcer (531-533)	-	-	-	-	-	2	7.8	2	-	-	1	2.6	1	-	-
Hernia and intestinal obstr. (550-553, 560)	-	-	-	-	-	-	-	-	-	-	1	2.6	-	-	1
Cirrhosis of liver (571)	6	21.4	4	-	2	1	3.9	1	-	-	2	5.3	2	-	-
Cholelithiasis, cholecystitis and cholangitis (574, 575)	1	3.6	1	-	-	-	-	-	-	-	1	2.6	1	-	-
Nephritis and nephrosis (580-584)	3	10.7	1	-	2	4	15.6	4	-	-	4	10.6	4	-	-
Infections of kidney (590)	1	3.6	-	1	-	1	3.9	1	-	-	2	5.3	2	-	-
Hyperplasia of prostate (600)	-	-	-	-	-	-	-	-	-	-	-	-	-	-	-
Congenital anomalies (740-759)	1	3.6	1	-	-	3	11.7	2	-	1	1	2.6	1	-	-
Certain causes of mortality in early infancy (760-769.2, 769.4-772, 774-778)	2	7.1	2	-	-	2	7.8	1	1	-	4	10.6	4	-	-
Symptoms and ill-defined conditions (780-796)	2	7.1	2	-	-	1	3.9	1	-	-	4	10.6	3	1	-
All other diseases (Residual)	14	49.8	14	-	-	20	78.1	16	2	2	29	76.7	28	-	1
Accidents (E800-E949)	22	78.3	18	1	3	16	62.5	16	-	-	20	52.9	18	1	1
Motor vehicle accidents (E810-E823)	10	35.6	8	-	2	9	35.2	9	-	-	11	29.1	11	-	-
All other accidents (E800-E807, E825-E949)	12	42.7	10	1	1	7	27.3	7	-	-	9	23.8	7	1	1
Suicide (E950-E959)	2	7.1	1	-	1	2	7.8	2	-	-	3	7.9	3	-	-
Homicide (E960-E978)	4	14.2	2	1	1	6	23.4	6	-	-	2	5.3	2	-	-
All other external causes (E980-E999)	-	-	-	-	-	-	-	-	-	-	-	-	-	-	-

TABLE VI
RESIDENT BIRTHS, FETAL DEATHS (STILLBIRTHS), DEATHS, AND DEATHS BY 38 SELECTED CAUSES,
NUMBER AND RATE, BY RACE BY COUNTY, OKLAHOMA, 1974 (CONTINUED)

	TEXAS					TILLMAN					TULSA				
	TOTAL		RACE			TOTAL		RACE			TOTAL		RACE		
ESTIMATED POPULATION, JULY 1	17,600		WH.	NEG.	IND.	12,400		WH.	NEG.	IND.	415,600		WH.	NEG.	IND.
	NO.	RATE	NO.	NO.	NO.	NO.	RATE	NO.	NO.	NO.	NO.	RATE	NO.	NO.	NO.
Live births	333	18.9	331	-	2	182	14.7	143	34	5	6672	16.1	5488	880	304
Physician in hospital	331	99.4	329	-	2	181	99.5	142	34	5	6639	99.5	5460	877	302
Physician not in hospital	-	-	-	-	-	1	0.5	1	-	-	10	0.1	6	3	1
Midwife, other, or unknown	2	0.6	2	-	-	-	-	-	-	-	23	0.3	22	-	1
Stillbirths	-	-	-	-	-	5	26.7	4	1	-	58	8.6	43	9	6
Physician in hospital	-	-	-	-	-	5	100.0	4	1	-	56	96.6	42	8	6
Physician not in hospital	-	-	-	-	-	-	-	-	-	-	2	3.4	1	1	-
Midwife, other, or unknown	-	-	-	-	-	-	-	-	-	-	-	-	-	-	-
Total deaths, all causes	142	8.1	141	-	1	163	13.1	142	20	1	3519	8.5	3123	366	30
Deaths under 1 year	11	33.0	11	-	-	4	22.0	2	2	-	95	14.2	70	24	1
Deaths under 1 month	9	27.0	9	-	-	3	16.5	2	1	-	68	10.2	55	13	-
Enteritis and other diarrheal diseases (008,009)	-	-	-	-	-	-	-	-	-	-	6	1.4	5	1	-
Tuberculosis, all forms (010-019)	-	-	-	-	-	-	-	-	-	-	9	2.2	8	1	-
Syphilis and its sequelae (090-097)	1	5.7	1	-	-	-	-	-	-	-	2	0.5	1	1	-
Other infective and parasitic diseases (Remainder of 000-136)	-	-	-	-	-	1	8.1	1	-	-	15	3.6	13	1	1
Malignant neoplasms (140-209)	18	102.3	18	-	-	24	193.5	21	3	-	643	154.7	581	56	6
Diabetes mellitus (250)	4	22.7	4	-	-	1	8.1	1	-	-	41	9.9	30	11	-
Meningitis (320)	-	-	-	-	-	1	8.1	-	1	-	4	1.0	4	-	-
Major cardiovascular diseases (390-448)	67	380.7	67	-	-	92	741.9	81	11	-	1789	430.5	1600	178	11
Diseases of heart (390-398, 402, 404, 410-429)	47	267.0	47	-	-	56	451.6	49	7	-	1279	307.7	1144	126	9
Active rheumatic fever and chronic rheumatic heart disease (390-398)	-	-	-	-	-	-	-	-	-	-	19	4.6	16	3	-
Hypertensive heart disease with or without renal disease (402, 404)	-	-	-	-	-	3	24.2	3	-	-	8	1.9	6	1	1
Ischemic heart disease (410-414)	42	238.6	42	-	-	53	427.4	46	7	-	1155	277.9	1034	114	7
Chronic disease of endocardium and other myocardial insufficiency (424, 428)	-	-	-	-	-	-	-	-	-	-	7	1.7	6	1	-
All other forms of heart disease (420-423, 425-427, 429)	5	28.4	5	-	-	-	-	-	-	-	90	21.7	82	7	1
Hypertension (400, 401, 403)	-	-	-	-	-	-	-	-	-	-	15	3.6	11	4	-
Cerebrovascular disease (430-438)	15	85.2	15	-	-	31	250.0	28	3	-	409	48.4	369	38	2
Arteriosclerosis (440)	4	22.7	4	-	-	3	24.2	3	-	-	37	8.9	30	7	-
Other diseases of arteries, arterioles, and capillaries (441-448)	1	5.7	1	-	-	2	16.1	1	1	-	49	11.8	46	3	-
Acute bronchitis and bronchiolitis (466)	-	-	-	-	-	-	-	-	-	-	3	0.7	3	-	-
Influenza and pneumonia (470-474, 480-486)	8	45.5	8	-	-	7	56.5	7	-	-	88	21.2	78	8	2
Influenza (470-474)	1	5.7	1	-	-	-	-	-	-	-	3	0.7	3	-	-
Pneumonia (480-486)	7	39.8	7	-	-	7	56.5	7	-	-	85	20.5	75	8	2
Bronchitis, emphysema, and asthma (490-493)	1	5.7	1	-	-	-	-	-	-	-	39	9.4	36	3	-
Chronic and unqual. bronchitis (490, 491)	1	5.7	1	-	-	-	-	-	-	-	3	0.7	3	-	-
Emphysema (492)	-	-	-	-	-	-	-	-	-	-	34	8.2	31	3	-
Asthma (493)	-	-	-	-	-	-	-	-	-	-	2	0.5	2	-	-
Peptic ulcer (531-533)	1	5.7	1	-	-	-	-	-	-	-	19	4.6	19	-	-
Hernia and intestinal obstr. (550-553, 560)	1	5.7	1	-	-	-	-	-	-	-	9	2.2	8	1	-
Cirrhosis of liver (571)	5	28.4	5	-	-	2	16.1	1	1	-	53	12.8	44	8	1
Cholelithiasis, cholecystitis and cholangitis (574, 575)	-	-	-	-	-	-	-	-	-	-	3	0.7	3	-	-
Nephritis and nephrosis (580-584)	1	5.7	1	-	-	-	-	-	-	-	16	3.8	12	4	-
Infections of kidney (590)	-	-	-	-	-	-	-	-	-	-	5	1.2	4	1	-
Hyperplasia of prostate (600)	-	-	-	-	-	-	-	-	-	-	3	0.7	3	-	-
Congenital anomalies (740-759)	2	11.4	2	-	-	-	-	-	-	-	26	6.3	22	4	-
Certain causes of mortality in early infancy (760-769.2, 769.4-772, 774-778)	7	39.8	7	-	-	3	24.2	2	1	-	53	12.8	44	9	-
Symptoms and ill-defined conditions (780-796)	1	5.7	1	-	-	-	-	-	-	-	30	7.2	20	10	-
All other diseases (Residual)	7	39.8	6	-	1	14	112.9	14	-	-	309	74.4	285	22	2
Accidents (E800-E949)	16	90.9	16	-	-	15	121.0	12	2	1	236	56.8	199	30	7
Motor vehicle accidents (E810-E823)	9	51.1	9	-	-	8	64.5	6	1	1	88	21.2	76	8	4
All other accidents (E800-E807, E825-E949)	7	39.8	7	-	-	7	56.5	6	1	-	148	35.6	123	22	3
Suicide (E950-E959)	1	5.7	1	-	-	2	16.1	2	-	-	74	17.8	72	2	-
Homicide (E960-E978)	-	-	-	-	-	1	8.1	-	1	-	39	9.4	25	14	-
All other external causes (E980-E999)	1	5.7	1	-	-	-	-	-	-	-	5	1.2	4	1	-

TABLE VI

RESIDENT BIRTHS, FETAL DEATHS (STILLBIRTHS), DEATHS, AND DEATHS BY 38 SELECTED CAUSES, NUMBER AND RATE, BY RACE BY COUNTY, OKLAHOMA, 1974 (CONTINUED)

	WAGONER					WASHINGTON					WASHITA				
	TOTAL		RACE			TOTAL		RACE			TOTAL		RACE		
ESTIMATED POPULATION, JULY 1	26,100		WH.	NEG.	IND.	41,200		WH.	NEG.	IND.	12,900		WH.	NEG.	IND.
	NO.	RATE	NO.	NO.	NO.	NO.	RATE	NO.	NO.	NO.	NO.	RATE	NO.	NO.	NO.
Live births	370	14.2	331	22	17	548	13.3	502	25	21	137	10.6	133	1	3
Physician in hospital	369	99.7	331	21	17	547	99.8	501	25	21	132	96.4	128	1	3
Physician not in hospital	-	-	-	-	-	-	-	-	-	-	1	0.7	1	-	-
Midwife, other, or unknown	1	0.3	-	1	-	1	0.2	1	-	-	4	2.9	4	-	-
Stillbirths	2	5.4	2	-	-	8	14.4	8	-	-	6	42.0	6	-	-
Physician in hospital	2	100.0	2	-	-	8	100.0	8	-	-	5	83.3	5	-	-
Physician not in hospital	-	-	-	-	-	-	-	-	-	-	1	16.7	1	-	-
Midwife, other, or unknown	-	-	-	-	-	-	-	-	-	-	-	-	-	-	-
Total deaths, all causes	239	9.2	201	31	7	416	10.1	391	19	6	152	11.8	152	-	-
Deaths under 1 year	1	2.7	1	-	-	5	9.1	4	1	-	1	7.3	1	-	-
Deaths under 1 month	1	2.7	1	-	-	5	9.1	4	1	-	1	7.3	1	-	-
Enteritis and other diarrheal diseases (008,009)	-	-	-	-	-	-	-	-	-	-	-	-	-	-	-
Tuberculosis, all forms (010-019)	1	3.8	1	-	-	-	-	-	-	-	-	-	-	-	-
Syphilis and its sequelae (090-097)	-	-	-	-	-	-	-	-	-	-	-	-	-	-	-
Other infective and parasitic diseases (Remainder of 000-136)	-	-	-	-	-	2	4.9	2	-	-	1	7.8	1	-	-
Malignant neoplasms (140-209)	51	195.4	44	6	1	79	191.7	74	4	1	27	209.3	27	-	-
Diabetes mellitus (250)	10	38.3	8	2	-	7	17.0	4	2	1	5	38.8	5	-	-
Meningitis (320)	-	-	-	-	-	1	2.4	1	-	-	-	-	-	-	-
Major cardiovascular diseases (390-448)	129	494.3	106	18	5	225	546.1	212	11	2	86	666.7	86	-	-
Diseases of heart (390-398, 402, 404, 410-429)	86	329.5	67	14	5	154	373.8	144	8	2	65	503.9	65	-	-
Active rheumatic fever and chronic rheumatic heart disease (390-398)	2	7.7	2	-	-	-	-	-	-	-	-	-	-	-	-
Hypertensive heart disease with or without renal disease (402, 404)	2	7.7	1	-	1	6	14.6	5	1	-	4	31.0	4	-	-
Ischemic heart disease (410-414)	75	287.4	58	13	4	144	349.5	135	7	2	59	457.4	59	-	-
Chronic disease of endocardium and other myocardial insufficiency (424, 428)	2	7.7	1	1	-	-	-	-	-	-	2	15.5	2	-	-
All other forms of heart disease (420-423, 425-427, 429)	5	19.2	5	-	-	4	9.7	4	-	-	-	-	-	-	-
Hypertension (400, 401, 403)	-	-	-	-	-	2	4.9	2	-	-	3	23.3	3	-	-
Cerebrovascular disease (430-438)	36	137.9	32	4	-	60	145.6	57	3	-	12	93.0	12	-	-
Arteriosclerosis (440)	2	7.7	2	-	-	8	19.4	8	-	-	6	46.5	6	-	-
Other diseases of arteries, arterioles, and capillaries (441-448)	5	19.2	5	-	-	1	2.4	1	-	-	-	-	-	-	-
Acute bronchitis and bronchiolitis (466)	-	-	-	-	-	-	-	-	-	-	-	-	-	-	-
Influenza and pneumonia (470-474, 480-486)	3	11.5	3	-	-	10	24.3	10	-	-	2	15.5	2	-	-
Influenza (470-474)	-	-	-	-	-	-	-	-	-	-	-	-	-	-	-
Pneumonia (480-486)	3	11.5	3	-	-	10	24.3	10	-	-	2	15.5	2	-	-
Bronchitis, emphysema, and asthma (490-493)	5	19.2	5	-	-	5	12.1	5	-	-	3	23.3	3	-	-
Chronic and unqual. bronchitis (490, 491)	-	-	-	-	-	1	2.4	1	-	-	-	-	-	-	-
Emphysema (492)	4	15.3	4	-	-	3	7.3	3	-	-	3	23.3	3	-	-
Asthma (493)	1	3.8	1	-	-	1	2.4	1	-	-	-	-	-	-	-
Peptic ulcer (531-533)	-	-	-	-	-	3	7.3	3	-	-	-	-	-	-	-
Hernia and intestinal obstr. (550-553, 560)	1	3.8	1	-	-	-	-	-	-	-	-	-	-	-	-
Cirrhosis of liver (571)	-	-	-	-	-	2	4.9	2	-	-	2	15.5	2	-	-
Cholelithiasis, cholecystitis and cholangitis (574, 575)	-	-	-	-	-	2	4.9	2	-	-	-	-	-	-	-
Nephritis and nephrosis (580-584)	4	15.3	3	1	-	1	2.4	-	1	-	2	15.5	2	-	-
Infections of kidney (590)	1	3.8	1	-	-	1	2.4	1	-	-	-	-	-	-	-
Hyperplasia of prostate (600)	-	-	-	-	-	-	-	-	-	-	-	-	-	-	-
Congenital anomalies (740-759)	1	3.8	1	-	-	1	2.4	1	-	-	-	-	-	-	-
Certain causes of mortality in early infancy (760-769.2, 769.4-772, 774-778)	1	3.8	1	-	-	4	9.7	3	1	-	1	7.8	1	-	-
Symptoms and ill-defined conditions (780-796)	-	-	-	-	-	3	7.3	3	-	-	5	38.8	5	-	-
All other diseases (Residual)	14	53.6	13	1	-	34	82.5	33	-	1	7	54.3	7	-	-
Accidents (E800-E949)	12	46.0	8	3	1	25	60.7	24	-	1	8	62.0	8	-	-
Motor vehicle accidents (E810-E823)	8	30.7	4	3	1	11	26.7	11	-	-	3	23.3	3	-	-
All other accidents (E800-E807, E825-E949)	4	15.3	4	-	-	14	34.0	13	-	1	5	38.8	5	-	-
Suicide (E950-E959)	4	15.3	4	-	-	10	24.3	10	-	-	2	15.5	2	-	-
Homicide (E960-E978)	-	-	-	-	-	1	2.4	1	-	-	-	-	-	-	-
All other external causes (E980-E999)	2	7.7	2	-	-	-	-	-	-	-	1	7.8	1	-	-

TABLE VI

RESIDENT BIRTHS, FETAL DEATHS (STILLBIRTHS), DEATHS, AND DEATHS BY 38 SELECTED CAUSES, NUMBER AND RATE, BY RACE BY COUNTY, OKLAHOMA, 1974 (CONTINUED)

	WOODS					WOODWARD									
	TOTAL		RACE			TOTAL		RACE			TOTAL		RACE		
ESTIMATED POPULATION, JULY 1	10,800		WH.	NEG.	IND.	15,500		WH.	NEG.	IND.			WH.	NEG.	IND.
	NO.	RATE	NO.	NO.	NO.	NO.	RATE	NO.	NO.	NO.	NO.	RATE	NO.	NO.	NO.
Live births	128	11.9	124	1	3	260	16.8	257	-	3					
Physician in hospital	128	100.0	124	1	3	257	98.8	254	-	3					
Physician not in hospital	-	-	-	-	-	2	0.8	2	-	-					
Midwife, other, or unknown	-	-	-	-	-	1	0.4	1	-	-					
Stillbirths	1	7.8	1	-	-	2	7.6	2	-	-					
Physician in hospital	1	100.0	1	-	-	2	100.0	2	-	-					
Physician not in hospital	-	-	-	-	-	-	-	-	-	-					
Midwife, other, or unknown	-	-	-	-	-	-	-	-	-	-					
Total deaths, all causes	145	13.4	144	-	1	198	12.8	196	-	2					
Deaths under 1 year	3	23.4	3	-	-	7	26.9	7	-	-					
Deaths under 1 month	1	7.8	1	-	-	4	15.4	4	-	-					
Enteritis and other diarrheal diseases (008,009)	2	18.5	2	-	-	1	6.5	1	-	-					
Tuberculosis, all forms (010-019)	-	-	-	-	-	-	-	-	-	-					
Syphilis and its sequelae (090-097)	-	-	-	-	-	-	-	-	-	-					
Other infective and parasitic diseases (Remainder of 000-136)	-	-	-	-	-	-	-	-	-	-					
Malignant neoplasms (140-209)	28	259.3	28	-	-	31	200.0	30	-	1					
Diabetes mellitus (250)	2	18.5	2	-	-	-	-	-	-	-					
Meningitis (320)	-	-	-	-	-	-	-	-	-	-					
Major cardiovascular diseases (390-448)	64	592.6	63	-	1	96	619.4	96	-	-					
Diseases of heart (390-398, 402, 404, 410-429)	42	388.9	41	-	1	77	496.8	77	-	-					
Active rheumatic fever and chronic rheumatic heart disease (390-398)	1	9.3	1	-	-	1	6.5	1	-	-					
Hypertensive heart disease with or without renal disease (402, 404)	-	-	-	-	-	1	6.5	1	-	-					
Ischemic heart disease (410-414)	33	305.6	32	-	1	69	445.2	69	-	-					
Chronic disease of endocardium and other myocardial insufficiency (424, 428)	1	9.3	1	-	-	-	-	-	-	-					
All other forms of heart disease (420-423, 425-427, 429)	7	64.8	7	-	-	6	38.7	6	-	-					
Hypertension (400, 401, 403)	2	18.5	2	-	-	1	6.5	1	-	-					
Cerebrovascular disease (430-438)	18	166.7	18	-	-	10	64.5	10	-	-					
Arteriosclerosis (440)	2	18.5	2	-	-	6	38.7	6	-	-					
Other diseases of arteries, arterioles, and capillaries (441-448)	-	-	-	-	-	2	12.9	2	-	-					
Acute bronchitis and bronchiolitis (466)	-	-	-	-	-	-	-	-	-	-					
Influenza and pneumonia (470-474, 480-486)	9	64.8	7	-	-	10	64.5	10	-	-					
Influenza (470-474)	2	18.5	2	-	-	-	-	-	-	-					
Pneumonia (480-486)	5	46.3	5	-	-	10	64.5	10	-	-					
Bronchitis, emphysema, and asthma (490-493)	4	37.0	4	-	-	1	6.5	1	-	-					
Chronic and unqual. bronchitis (490, 491)	-	-	-	-	-	-	-	-	-	-					
Emphysema (492)	3	27.8	3	-	-	1	6.5	1	-	-					
Asthma (493)	1	9.3	1	-	-	-	-	-	-	-					
Peptic ulcer (531-533)	2	18.5	2	-	-	1	6.5	1	-	-					
Hernia and intestinal obstr. (550-553, 560)	-	-	-	-	-	2	12.9	2	-	-					
Cirrhosis of liver (571)	3	27.8	3	-	-	1	6.5	1	-	-					
Cholelithiasis, cholecystitis and cholangitis (574, 575)	-	-	-	-	-	-	-	-	-	-					
Nephritis and nephrosis (580-584)	1	9.3	1	-	-	1	6.5	1	-	-					
Infections of kidney (590)	2	18.5	2	-	-	1	6.5	1	-	-					
Hyperplasia of prostate (600)	-	-	-	-	-	-	-	-	-	-					
Congenital anomalies (740-759)	2	18.5	2	-	-	2	12.9	2	-	-					
Certain causes of mortality in early infancy (760-769.2, 769.4-772, 774-778)	-	-	-	-	-	3	19.4	3	-	-					
Symptoms and ill-defined conditions (780-796)	1	9.3	1	-	-	2	12.9	2	-	-					
All other diseases (Residual)	17	157.4	17	-	-	16	103.2	16	-	-					
Accidents (E800-E949)	9	83.3	9	-	-	21	135.5	21	-	-					
Motor vehicle accidents (E810-E823)	2	18.5	2	-	-	10	64.5	10	-	-					
All other accidents (E800-E807, E825-E949)	7	64.8	7	-	-	11	71.0	11	-	-					
Suicide (E950-E959)	1	9.3	1	-	-	5	32.3	4	-	1					
Homicide (E960-E978)	-	-	-	-	-	4	25.8	4	-	-					
All other external causes (E980-E999)	-	-	-	-	-	-	-	-	-	-					

TABLE VII

RESIDENT BIRTHS, FETAL DEATHS (STILLBIRTHS), DEATHS, AND DEATHS BY 38 SELECTED CAUSES, NUMBER AND RATE, BY RACE FOR SMSA's, OKLAHOMA, 1974

	OKLAHOMA CITY[1]					TULSA[2]					LAWTON[3]				
	TOTAL		RACE			TOTAL		RACE			TOTAL		RACE		
ESTIMATED POPULATION, JULY 1	766,200		WH.	NEG.	IND.	576,100		WH.	NEG.	IND.	105,400		WH.	NEG.	IND.
	NO.	RATE	NO.	NO.	NO.	NO.	RATE	NO.	NO.	NO.	NO.	RATE	NO.	NO.	NO.
Live births	12,750	16.6	10,459	1631	660	8,984	15.6	7371	966	647	2391	22.7	1919	337	135
Physician in hospital	12,698	99.6	10,411	1627	660	8,931	99.4	7328	962	641	2388	99.9	1917	336	135
Physician not in hospital	19	0.1	16	3	-	12	0.1	7	3	2	2	0.1	1	1	-
Midwife, other, or unknown	33	0.3	32	1	-	41	0.5	36	1	4	1	0.0	1	-	-
Stillbirths	142	18.5	109	25	8	82	14.2	63	9	10	25	10.3	20	4	1
Physician in hospital	140	98.6	108	24	8	79	96.3	62	8	9	25	100.0	20	4	1
Physician not in hospital	2	1.4	1	1	-	3	3.7	1	1	1	-	-	-	-	-
Midwife, other, or unknown	-	-	-	-	-	-	-	-	-	-	-	-	-	-	-
Total deaths, all causes	6186	807.4	5583	535	68	5175	898.3	4605	453	117	618	5.9	528	63	27
Deaths under 1 year	236	18.5	186	45	5	135	15.0	105	27	3	42	17.6	29	11	2
Deaths under 1 month	158	12.4	132	25	1	102	11.4	86	14	2	27	11.3	20	6	1
Enteritis and other diarrheal diseases (008,009)	6	0.8	5	1	-	10	1.7	8	1	1	2	1.9	2	-	-
Tuberculosis, all forms (010-019)	11	1.4	8	2	1	12	2.1	9	1	2	2	1.9	2	-	-
Syphilis and its sequelae (090-097)	1	0.1	1	-	-	3	0.5	2	1	-	-	-	-	-	-
Other infective and parasitic diseases (Remainder of 000-136)	46	6.0	39	6	1	19	3.3	17	1	1	7	6.6	5	-	2
Malignant neoplasms (140-209)	1113	145.3	1022	84	7	944	163.9	858	68	18	107	101.5	94	11	2
Diabetes mellitus (250)	107	14.0	88	15	4	76	13.2	60	14	2	10	9.5	9	-	1
Meningitis (320)	10	1.3	8	2	-	4	0.7	4	-	-	1	0.9	-	-	1
Major cardiovascular diseases (390-448)	3146	410.6	2888	237	21	2692	467.3	2411	230	51	276	261.9	247	20	9
Diseases of heart (390-398, 402, 404, 410-429)	2154	281.1	1969	168	17	1910	331.5	1703	168	39	200	189.8	181	11	8
Active rheumatic fever and chronic rheumatic heart disease (390-398)	29	3.8	23	6	-	23	4.0	20	3	-	4	3.8	2	-	2
Hypertensive heart disease with or without renal disease (402, 404)	38	5.0	31	7	-	21	3.6	16	2	3	3	2.8	2	1	-
Ischemic heart disease (410-414)	1953	254.9	1808	130	15	1727	299.8	1540	152	35	174	165.1	164	6	4
Chronic disease of endocardium and other myocardial insufficiency (424, 428)	6	0.8	6	-	-	12	2.1	10	2	-	2	1.9	2	-	-
All other forms of heart disease (420-423, 425-427, 429)	128	16.7	101	25	2	127	22.0	117	9	1	17	16.1	11	4	2
Hypertension (400, 401, 403)	18	2.3	16	1	1	16	2.8	11	4	1	2	1.9	1	-	1
Cerebrovascular disease (430-438)	766	100.0	704	59	3	624	108.3	568	48	8	58	55.0	51	7	-
Arteriosclerosis (440)	109	14.2	104	5	-	67	11.6	57	7	3	9	8.5	9	-	-
Other diseases of arteries, arterioles, and capillaries (441-448)	99	12.9	95	4	-	75	13.0	72	3	-	7	6.6	5	2	-
Acute bronchitis and bronchiolitis (466)	2	0.3	2	-	-	3	0.5	3	-	-	-	-	-	-	-
Influenza and pneumonia (470-474, 480-486)	198	25.8	174	23	1	134	23.3	117	11	6	22	20.9	18	3	1
Influenza (470-474)	4	0.5	4	-	-	8	1.4	8	-	-	-	-	-	-	-
Pneumonia (480-486)	194	25.3	170	23	1	126	21.9	109	11	6	22	20.9	18	3	1
Bronchitis, emphysema, and asthma (490-493)	73	9.5	69	4	-	63	10.9	58	4	1	9	8.5	8	1	-
Chronic and unqual. bronchitis (490, 491)	13	1.7	11	2	-	3	0.5	3	-	-	-	-	-	-	-
Emphysema (492)	56	7.3	54	2	-	56	9.7	51	4	1	8	7.6	7	1	-
Asthma (493)	4	0.5	4	-	-	4	0.7	4	-	-	1	0.9	1	-	-
Peptic ulcer (531-533)	30	3.9	27	3	-	23	4.0	22	1	-	3	2.8	2	1	-
Hernia and intestinal obstr. (550-553, 560)	24	3.1	23	1	-	15	2.6	14	1	-	4	3.8	4	-	-
Cirrhosis of liver (571)	100	13.1	88	4	8	74	12.8	62	9	3	13	12.3	11	1	1
Cholelithiasis, cholecystitis and cholangitis (574, 575)	5	0.7	5	-	-	5	0.9	4	-	1	4	3.8	3	-	1
Nephritis and nephrosis (580-584)	27	3.5	18	9	-	25	4.3	18	5	2	-	-	-	-	-
Infections of kidney (590)	17	2.2	16	1	-	16	2.8	13	3	-	2	1.9	2	-	-
Hyperplasia of prostate (600)	-	-	-	-	-	4	0.7	4	-	-	1	0.9	1	-	-
Congenital anomalies (740-759)	50	6.5	44	3	3	35	6.1	31	4	-	10	9.5	9	1	-
Certain causes of mortality in early infancy (760-769.2, 769.4-772, 774-778)	126	16.4	103	23	-	76	13.2	65	9	2	20	19.0	14	5	1
Symptoms and ill-defined conditions (780-796)	85	11.1	74	9	2	42	7.3	30	11	1	12	11.4	9	2	1
All other diseases (Residual)	415	54.2	377	31	7	419	72.7	386	26	7	49	46.5	36	8	5
Accidents (E800-E949)	346	45.2	297	39	10	333	59.8	285	34	14	45	42.7	41	3	1
Motor vehicle accidents (E810-E823)	178	23.2	145	27	6	136	23.6	115	11	10	22	20.4	19	3	-
All other accidents (E800-E807, E825-E949)	168	21.9	152	12	4	197	34.2	170	23	4	23	21.8	22	-	1
Suicide (E950-E959)	125	16.3	122	2	1	89	15.4	85	2	2	4	3.8	4	-	-
Homicide (E960-E978)	105	13.7	68	35	2	51	8.9	33	16	2	13	12.3	6	6	1
All other external causes (E980-E999)	18	2.3	17	1	-	8	1.4	6	1	1	2	1.9	1	1	-

1. Includes Candian, Cleveland, McClain, Oklahoma and Pottawatomie Counties.
2. Includes Creek, Mayes, Osage, Rogers, Tulsa, and Wagoner Counties.
3. Includes Comanche County.

TABLE VIII

RESIDENT BIRTHS, FETAL DEATHS (STILLBIRTHS), DEATHS, AND DEATHS BY 38 SELECTED CAUSES, NUMBER AND RATE, BY RACE FOR MAJOR CITIES, OKLAHOMA, 1974

	ADA					ALTUS					ARDMORE				
	TOTAL		RACE			TOTAL		RACE			TOTAL		RACE		
ESTIMATED POPULATION, JULY 1	16,900		WH.	NEG.	IND.	25,400		WH.	NEG.	IND.	23,500		WH.	NEG.	IND.
	NO.	RATE	NO.	NO.	NO.	NO.	RATE	NO.	NO.	NO.	NO.	RATE	NO.	NO.	NO.
Live births	203	12.0	182	10	11	574	22.6	499	70	5	397	16.9	312	61	24
Physician in hospital	---	---	---	---	---	---	---	---	---	---	---	---	---	---	---
Physician not in hospital	---	---	---	---	---	---	---	---	---	---	---	---	---	---	---
Midwife, other, or unknown	---	---	---	---	---	---	---	---	---	---	---	---	---	---	---
Stillbirths	2	9.8	2	-	-	6	10.3	6	-	-	8	19.8	7	1	-
Physician in hospital	---	---	---	---	---	---	---	---	---	---	---	---	---	---	---
Physician not in hospital	---	---	---	---	---	---	---	---	---	---	---	---	---	---	---
Midwife, other, or unknown	---	---	---	---	---	---	---	---	---	---	---	---	---	---	---
Total deaths, all causes	220	13.0	209	9	2	171	6.7	156	13	2	347	14.8	293	43	11
Deaths under 1 year	3	14.8	3	-	-	4	7.0	4	-	-	10	25.2	6	4	-
Deaths under 1 month	2	9.9	2	-	-	3	5.2	3	-	-	7	17.6	4	3	-
Enteritis and other diarrheal diseases (008,009)	-	-	-	-	-	1	3.9	1	-	-	-	-	-	-	-
Tuberculosis, all forms (010-019)	-	-	-	-	-	-	-	-	-	-	-	-	-	-	-
Syphilis and its sequelae (090-097)	-	-	-	-	-	-	-	-	-	-	-	-	-	-	-
Other infective and parasitic diseases (Remainder of 000-136)	-	-	-	-	-	-	-	-	-	-	-	-	-	-	-
Malignant neoplasms (140-209)	32	189.3	29	3	-	26	102.4	23	2	1	52	221.3	44	7	1
Diabetes mellitus (250)	2	11.8	2	-	-	1	3.9	1	-	-	4	17.0	4	-	-
Meningitis (320)	-	-	-	-	-	-	-	-	-	-	-	-	-	-	-
Major cardiovascular diseases (390-448)	130	769.2	123	5	2	93	366.1	86	6	1	209	889.4	181	22	6
Diseases of heart (390-398, 402, 404, 410-429)	71	420.1	65	5	1	58	228.3	52	5	1	123	523.4	108	10	5
Active rheumatic fever and chronic rheumatic heart disease (390-398)	1	5.9	1	-	-	1	3.9	1	-	-	3	12.8	1	1	1
Hypertensive heart disease with or without renal disease (402, 404)	-	-	-	-	-	6	23.6	5	1	-	1	4.3	1	-	-
Ischemic heart disease (410-414)	68	402.4	62	5	1	44	173.2	41	2	1	108	459.6	97	7	4
Chronic disease of endocardium and other myocardial insufficiency (424, 428)	-	-	-	-	-	-	-	-	-	-	-	-	-	-	-
All other forms of heart disease (420-423, 425-427, 429)	2	11.8	2	-	-	7	27.6	5	2	-	11	46.8	9	2	-
Hypertension (400, 401, 403)	2	11.8	2	-	-	-	-	-	-	-	1	4.3	1	-	-
Cerebrovascular disease (430-438)	50	295.9	49	-	1	30	118.1	29	1	-	65	276.6	57	7	1
Arteriosclerosis (440)	3	17.8	3	-	-	4	15.7	4	-	-	13	55.3	10	3	-
Other diseases of arteries, arterioles, and capillaries (441-448)	4	23.7	4	-	-	1	3.9	1	-	-	7	29.8	5	2	-
Acute bronchitis and bronchiolitis (466)	-	-	-	-	-	-	-	-	-	-	-	-	-	-	-
Influenza and pneumonia (470-474, 480-486)	6	35.5	6	-	-	12	47.2	10	2	-	9	38.3	7	1	1
Influenza (470-474)	-	-	-	-	-	1	3.9	1	-	-	-	-	-	-	-
Pneumonia (480-486)	6	35.5	6	-	-	11	43.3	9	2	-	9	38.3	7	1	1
Bronchitis, emphysema, and asthma (490-493)	3	17.8	3	-	-	1	3.9	1	-	-	8	34.0	8	-	-
Chronic and unqual. bronchitis (490, 491)	1	5.9	1	-	-	-	-	-	-	-	1	4.3	1	-	-
Emphysema (492)	2	11.8	2	-	-	1	3.9	1	-	-	7	29.8	7	-	-
Asthma (493)	-	-	-	-	-	-	-	-	-	-	-	-	-	-	-
Peptic ulcer (531-533)	1	5.9	1	-	-	-	-	-	-	-	-	-	-	-	-
Hernia and intestinal obstr. (550-553, 560)	2	11.8	2	-	-	-	-	-	-	-	-	-	-	-	-
Cirrhosis of liver (571)	5	29.6	5	-	-	2	7.9	2	-	-	2	8.5	2	-	-
Cholelithiasis, cholecystitis and cholangitis (574, 575)	1	5.9	1	-	-	-	-	-	-	-	-	-	-	-	-
Nephritis and nephrosis (580-584)	1	5.9	1	-	-	1	3.9	1	-	-	4	17.0	4	-	-
Infections of kidney (590)	1	5.9	1	-	-	1	3.9	1	-	-	1	4.3	1	-	-
Hyperplasia of prostate (600)	-	-	-	-	-	1	3.9	1	-	-	-	-	-	-	-
Congenital anomalies (740-759)	4	23.7	4	-	-	1	3.9	-	1	-	1	4.3	1	-	-
Certain causes of mortality in early infancy (760-769.2, 769.4-772, 774-778)	-	-	-	-	-	3	11.8	3	-	-	4	17.0	2	2	-
Symptoms and ill-defined conditions (780-796)	2	11.8	2	-	-	1	3.9	1	-	-	9	38.3	5	3	1
All other diseases (Residual)	12	71.0	11	1	-	6	23.6	6	-	-	21	89.4	17	4	-
Accidents (E800-E949)	12	71.0	12	-	-	17	66.9	17	-	-	16	68.1	13	2	1
Motor vehicle accidents (E810-E823)	6	35.5	6	-	-	7	27.6	7	-	-	8	34.0	5	2	1
All other accidents (E800-E807, E825-E949)	6	35.5	6	-	-	10	39.4	10	-	-	8	34.0	8	-	-
Suicide (E950-E959)	6	35.5	6	-	-	2	7.9	2	-	-	4	17.0	3	1	-
Homicide (E960-E978)	-	-	-	-	-	1	3.9	-	1	-	2	8.5	1	1	-
All other external causes (E980-E999)	-	-	-	-	-	1	3.9	-	1	-	1	4.3	-	-	1

TABLE VIII

RESIDENT BIRTHS, FETAL DEATHS (STILLBIRTHS), DEATHS, AND DEATHS BY 38 SELECTED CAUSES, NUMBER AND RATE, BY RACE FOR MAJOR CITIES, OKLAHOMA, 1974 (CONTINUED)

	BARTLESVILLE					BETHANY					BROKEN ARROW				
	TOTAL		RACE			TOTAL		RACE			TOTAL		RACE		
ESTIMATED POPULATION, JULY 1	30,200		WH.	NEG.	IND.	24,100		WH.	NEG.	IND.	16,000		WH.	NEG.	IND.
	NO.	RATE	NO.	NO.	NO.	NO.	RATE	NO.	NO.	NO.	NO.	RATE	NO.	NO.	NO.
Live births	417	13.8	381	23	13	372	15.4	360	1	11	261	16.3	248	-	13
Physician in hospital	---	---	---	---	---	---	---	---	---	---	---	---	---	---	---
Physician not in hospital	---	---	---	---	---	---	---	---	---	---	---	---	---	---	---
Midwife, other, or unknown	---	---	---	---	---	---	---	---	---	---	---	---	---	---	---
Stillbirths	7	16.5	7	-	-	5	13.3	4	-	1	2	7.6	1	-	1
Physician in hospital	---	---	---	---	---	---	---	---	---	---	---	---	---	---	---
Physician not in hospital	---	---	---	---	---	---	---	---	---	---	---	---	---	---	---
Midwife, other, or unknown	---	---	---	---	---	---	---	---	---	---	---	---	---	---	---
Total deaths, all causes	290	9.6	274	11	5	113	4.7	113	-	-	97	6.1	96	-	1
Deaths under 1 year	3	7.2	2	1	-	4	10.8	4	-	-	2	7.7	2	-	-
Deaths under 1 month	3	7.2	2	1	-	2	5.4	2	-	-	1	3.8	1	-	-
Enteritis and other diarrheal diseases (008,009)	-	-	-	-	-	-	-	-	-	-	1	6.3	1	-	-
Tuberculosis, all forms (010-019)	-	-	-	-	-	-	-	-	-	-	-	-	-	-	-
Syphilis and its sequelae (090-097)	-	-	-	-	-	-	-	-	-	-	-	-	-	-	-
Other infective and parasitic diseases (Remainder of 000-136)	2	6.6	2	-	-	1	4.1	1	-	-	-	-	-	-	-
Malignant neoplasms (140-209)	63	208.6	59	3	1	23	95.4	23	-	-	17	106.3	17	-	-
Diabetes mellitus (250)	5	16.6	3	1	1	1	4.1	1	-	-	-	-	-	-	-
Meningitis (320)	-	-	-	-	-	1	4.1	1	-	-	1	6.3	1	-	-
Major cardiovascular diseases (390-448)	153	506.6	145	6	2	59	244.8	59	-	-	54	337.5	53	-	1
Diseases of heart (390-398, 402, 404, 410-429)	102	337.7	96	4	2	42	174.3	42	-	-	36	225.0	35	-	1
Active rheumatic fever and chronic rheumatic heart disease (390-398)	-	-	-	-	-	1	4.1	1	-	-	1	6.3	1	-	-
Hypertensive heart disease with or without renal disease (402, 404)	5	16.6	4	1	-	-	-	-	-	-	-	-	-	-	-
Ischemic heart disease (410-414)	93	307.9	88	3	2	37	153.5	37	-	-	25	156.3	25	-	-
Chronic disease of endocardium and other myocardial insufficiency (424, 428)	-	-	-	-	-	-	-	-	-	-	-	-	-	-	-
All other forms of heart disease (420-423, 425-427, 429)	4	13.2	4	-	-	4	16.6	4	-	-	10	62.5	9	-	1
Hypertension (400, 401, 403)	1	3.3	1	-	-	-	-	-	-	-	-	-	-	-	-
Cerebrovascular disease (430-438)	43	142.4	41	2	-	12	49.8	12	-	-	13	81.3	13	-	-
Arteriosclerosis (440)	6	19.9	6	-	-	1	4.1	1	-	-	2	12.5	2	-	-
Other diseases of arteries, arterioles, and capillaries (441-448)	1	3.3	1	-	-	4	16.6	4	-	-	3	18.8	3	-	-
Acute bronchitis and bronchiolitis (466)	-	-	-	-	-	-	-	-	-	-	-	-	-	-	-
Influenza and pneumonia (470-474, 480-486)	7	23.2	7	-	-	2	8.3	2	-	-	2	12.5	2	-	-
Influenza (470-474)	-	-	-	-	-	-	-	-	-	-	-	-	-	-	-
Pneumonia (480-486)	7	23.2	7	-	-	2	8.3	2	-	-	2	12.5	2	-	-
Bronchitis, emphysema, and asthma (490-493)	2	6.6	2	-	-	1	4.1	1	-	-	-	-	-	-	-
Chronic and unqual. bronchitis (490, 491)	-	-	-	-	-	1	4.1	1	-	-	-	-	-	-	-
Emphysema (492)	2	6.6	2	-	-	-	-	-	-	-	-	-	-	-	-
Asthma (493)	-	-	-	-	-	-	-	-	-	-	-	-	-	-	-
Peptic ulcer (531-533)	2	6.6	2	-	-	-	-	-	-	-	1	6.3	1	-	-
Hernia and intestinal obstr. (550-553, 560)	-	-	-	-	-	-	-	-	-	-	-	-	-	-	-
Cirrhosis of liver (571)	2	6.6	2	-	-	2	8.3	2	-	-	2	12.5	2	-	-
Cholelithiasis, cholecystitis and cholangitis (574, 575)	2	6.6	2	-	-	-	-	-	-	-	-	-	-	-	-
Nephritis and nephrosis (580-584)	-	-	-	-	-	-	-	-	-	-	-	-	-	-	-
Infections of kidney (590)	1	3.3	1	-	-	1	4.1	1	-	-	1	6.3	1	-	-
Hyperplasia of prostate (600)	-	-	-	-	-	-	-	-	-	-	1	6.3	1	-	-
Congenital anomalies (740-759)	-	-	-	-	-	1	4.1	1	-	-	-	-	-	-	-
Certain causes of mortality in early infancy (760-769.2, 769.4-772, 774-778)	3	9.9	2	1	-	1	4.1	1	-	-	1	6.3	1	-	-
Symptoms and ill-defined conditions (780-796)	3	9.9	3	-	-	1	4.1	1	-	-	-	-	-	-	-
All other diseases (Residual)	20	66.2	20	-	-	10	41.5	10	-	-	5	31.3	5	-	-
Accidents (E800-E949)	18	59.6	17	-	1	5	20.7	5	-	-	9	56.3	9	-	-
Motor vehicle accidents (E810-E823)	8	26.5	8	-	-	3	12.4	3	-	-	4	25.0	4	-	-
All other accidents (E800-E807, E825-E949)	10	33.1	9	-	1	2	8.3	2	-	-	5	31.3	5	-	-
Suicide (E950-E959)	7	23.2	7	-	-	3	12.4	3	-	-	2	12.5	2	-	-
Homicide (E960-E978)	-	-	-	-	-	1	4.1	1	-	-	-	-	-	-	-
All other external causes (E980-E999)	-	-	-	-	-	-	-	-	-	-	-	-	-	-	-

TABLE VIII

RESIDENT BIRTHS, FETAL DEATHS (STILLBIRTHS), DEATHS, AND DEATHS BY 38 SELECTED CAUSES, NUMBER AND RATE, BY RACE FOR MAJOR CITIES, OKLAHOMA, 1974 (CONTINUED)

	CHICKASHA					DEL CITY					DUNCAN				
	TOTAL		RACE			TOTAL		RACE			TOTAL		RACE		
ESTIMATED POPULATION, JULY 1	16,400		WH.	NEG.	IND.	29,300		WH.	NEG.	IND.	21,300		WH.	NEG.	IND.
	NO.	RATE	NO.	NO.	NO.	NO.	RATE	NO.	NO.	NO.	NO.	RATE	NO.	NO.	NO.
Live births	205	12.5	170	28	7	555	18.9	472	63	20	246	11.5	227	12	7
Physician in hospital	---	---	---	---	---	---	---	---	---	---	---	---	---	---	---
Physician not in hospital	---	---	---	---	---	---	---	---	---	---	---	---	---	---	---
Midwife, other, or unknown	---	---	---	---	---	---	---	---	---	---	---	---	---	---	---
Stillbirths	3	14.4	2	-	1	8	14.2	6	2	-	1	4.1	1	-	-
Physician in hospital	---	---	---	---	---	---	---	---	---	---	---	---	---	---	---
Physician not in hospital	---	---	---	---	---	---	---	---	---	---	---	---	---	---	---
Midwife, other, or unknown	---	---	---	---	---	---	---	---	---	---	---	---	---	---	---
Total deaths, all causes	207	12.6	182	24	1	140	4.8	135	4	1	219	10.3	202	15	2
Deaths under 1 year	8	39.0	8	-	-	6	10.8	5	1	-	3	12.2	3	-	-
Deaths under 1 month	8	39.0	8	-	-	4	7.2	3	1	-	3	12.2	3	-	-
Enteritis and other diarrheal diseases (008,009)	-	-	-	-	-	-	-	-	-	-	1	4.7	1	-	-
Tuberculosis, all forms (010-019)	-	-	-	-	-	-	-	-	-	-	-	-	-	-	-
Syphilis and its sequelae (090-097)	-	-	-	-	-	-	-	-	-	-	-	-	-	-	-
Other infective and parasitic diseases (Remainder of 000-136)	3	18.3	3	-	-	1	3.4	1	-	-	2	9.4	2	-	-
Malignant neoplasms (140-209)	36	219.5	30	6	-	36	122.9	35	1	-	55	258.2	51	4	-
Diabetes mellitus (250)	4	24.4	3	1	-	4	13.7	4	-	-	4	18.8	3	1	-
Meningitis (320)	1	6.1	1	-	-	-	-	-	-	-	-	-	-	-	-
Major cardiovascular diseases (390-448)	120	731.7	107	12	1	59	201.4	57	1	1	108	507.0	101	7	-
Diseases of heart (390-398, 402, 404, 410-429)	76	463.4	67	8	1	48	163.8	46	1	1	57	267.6	54	3	-
Active rheumatic fever and chronic rheumatic heart disease (390-398)	4	24.4	3	1	-	-	-	-	-	-	-	-	-	-	-
Hypertensive heart disease with or without renal disease (402, 404)	3	18.3	3	-	-	2	6.8	2	-	-	2	9.4	2	-	-
Ischemic heart disease (410-414)	65	396.3	57	7	1	42	143.3	40	1	1	51	239.4	48	3	-
Chronic disease of endocardium and other myocardial insufficiency (424, 428)	1	6.1	1	-	-	4	13.7	4	-	-	-	-	-	-	-
All other forms of heart disease (420-423, 425-427, 429)	3	18.3	3	-	-	-	-	-	-	-	4	18.8	4	-	-
Hypertension (400, 401, 403)	-	-	-	-	-	-	-	-	-	-	1	4.7	1	-	-
Cerebrovascular disease (430-438)	30	182.9	27	3	-	9	30.7	9	-	-	41	192.5	37	4	-
Arteriosclerosis (440)	11	67.1	10	1	-	-	-	-	-	-	3	14.1	3	-	-
Other diseases of arteries, arterioles, and capillaries (441-448)	3	18.3	3	-	-	2	6.8	2	-	-	6	28.2	6	-	-
Acute bronchitis and bronchiolitis (466)	-	-	-	-	-	-	-	-	-	-	-	-	-	-	-
Influenza and pneumonia (470-474, 480-486)	6	36.6	4	2	-	4	13.7	4	-	-	6	28.2	5	1	-
Influenza (470-474)	1	6.1	1	-	-	-	-	-	-	-	-	-	-	-	-
Pneumonia (480-486)	5	30.5	3	2	-	4	13.7	4	-	-	6	28.2	5	1	-
Bronchitis, emphysema, and asthma (490-493)	3	18.3	3	-	-	2	6.8	2	-	-	3	14.1	3	-	-
Chronic and unqual. bronchitis (490, 491)	-	-	-	-	-	1	3.4	1	-	-	-	-	-	-	-
Emphysema (492)	3	18.3	3	-	-	1	3.4	1	-	-	3	14.1	3	-	-
Asthma (493)	-	-	-	-	-	-	-	-	-	-	-	-	-	-	-
Peptic ulcer (531-533)	-	-	-	-	-	-	-	-	-	-	-	-	-	-	-
Hernia and intestinal obstr. (550-553, 560)	1	6.1	1	-	-	2	6.8	2	-	-	-	-	-	-	-
Cirrhosis of liver (571)	3	18.3	2	1	-	2	6.8	2	-	-	1	4.7	1	-	-
Cholelithiasis, cholecystitis and cholangitis (574, 575)	1	6.1	1	-	-	-	-	-	-	-	-	-	-	-	-
Nephritis and nephrosis (580-584)	1	6.1	1	-	-	-	-	-	-	-	1	4.7	1	-	-
Infections of kidney (590)	1	6.1	1	-	-	-	-	-	-	-	-	-	-	-	-
Hyperplasia of prostate (600)	-	-	-	-	-	-	-	-	-	-	-	-	-	-	-
Congenital anomalies (740-759)	1	6.1	1	-	-	1	3.4	1	-	-	1	4.7	1	-	-
Certain causes of mortality in early infancy (760-769.2, 769.4-772, 774-778)	7	42.7	7	-	-	4	13.7	3	1	-	2	9.4	2	-	-
Symptoms and ill-defined conditions (780-796)	2	12.2	2	-	-	2	6.8	2	-	-	3	14.1	2	1	-
All other diseases (Residual)	9	54.9	7	2	-	6	20.5	6	-	-	20	93.9	19	-	1
Accidents (E800-E949)	6	36.6	6	-	-	8	27.3	7	1	-	10	46.9	8	1	1
Motor vehicle accidents (E810-E823)	1	6.1	1	-	-	4	13.7	4	-	-	7	32.9	7	-	-
All other accidents (E800-E807, E825-E949)	5	30.5	5	-	-	4	13.7	3	1	-	3	14.1	1	1	1
Suicide (E950-E959)	1	6.1	1	-	-	6	20.5	6	-	-	1	4.7	1	-	-
Homicide (E960-E978)	-	-	-	-	-	3	10.2	3	-	-	1	4.7	1	-	-
All other external causes (E980-E999)	1	6.1	1	-	-	-	-	-	-	-	-	-	-	-	-

TABLE VIII

RESIDENT BIRTHS, FETAL DEATHS (STILLBIRTHS), DEATHS, AND DEATHS BY 38 SELECTED CAUSES, NUMBER AND RATE, BY RACE FOR MAJOR CITIES, OKLAHOMA, 1974 (CONTINUED)

	DURANT					EDMOND					EL RENO				
	TOTAL		RACE			TOTAL		RACE			TOTAL		RACE		
ESTIMATED POPULATION, JULY 1	11,600		WH.	NEG.	IND.	22,400		WH.	NEG.	IND.	16,000		WH.	NEG.	IND.
	NO.	RATE	NO.	NO.	NO.	NO.	RATE	NO.	NO.	NO.	NO.	RATE	NO.	NO.	NO.
Live births	165	14.2	147	2	16	419	18.7	396	9	14	180	11.3	148	20	12
Physician in hospital	---	---	---	---	---	---	---	---	---	---	---	---	---	---	---
Physician not in hospital	---	---	---	---	---	---	---	---	---	---	---	---	---	---	---
Midwife, other, or unknown	---	---	---	---	---	---	---	---	---	---	---	---	---	---	---
Stillbirths	2	12.0	2	-	-	4	9.5	4	-	-	-	-	-	-	-
Physician in hospital	---	---	---	---	---	---	---	---	---	---	---	---	---	---	---
Physician not in hospital	---	---	---	---	---	---	---	---	---	---	---	---	---	---	---
Midwife, other, or unknown	---	---	---	---	---	---	---	---	---	---	---	---	---	---	---
Total deaths, all causes	155	13.4	155	-	-	137	6.1	136	1	-	168	10.5	156	11	1
Deaths under 1 year	2	12.1	2	-	-	5	11.9	5	-	-	4	22.2	3	1	-
Deaths under 1 month	2	12.1	2	-	-	5	11.9	5	-	-	4	22.2	3	1	-
Enteritis and other diarrheal diseases (008,009)	-	-	-	-	-	-	-	-	-	-	-	-	-	-	-
Tuberculosis, all forms (010-019)	1	8.6	1	-	-	-	-	-	-	-	-	-	-	-	-
Syphilis and its sequelae (090-097)	-	-	-	-	-	-	-	-	-	-	-	-	-	-	-
Other infective and parasitic diseases (Remainder of 000-136)	1	8.6	1	-	-	1	4.5	1	-	-	1	6.3	1	-	-
Malignant neoplasms (140-209)	19	163.8	19	-	-	27	120.5	27	-	-	36	225.0	32	4	-
Diabetes mellitus (250)	4	34.5	4	-	-	2	8.9	2	-	-	1	6.3	1	-	-
Meningitis (320)	-	-	-	-	-	-	-	-	-	-	-	-	-	-	-
Major cardiovascular diseases (390-448)	102	879.3	102	-	-	67	299.1	66	1	-	91	568.8	87	4	-
Diseases of heart (390-398, 402, 404, 410-429)	63	543.1	63	-	-	45	200.9	44	1	-	70	437.5	67	3	-
Active rheumatic fever and chronic rheumatic heart disease (390-398)	2	17.2	2	-	-	-	-	-	-	-	-	-	-	-	-
Hypertensive heart disease with or without renal disease (402, 404)	-	-	-	-	-	2	8.9	2	-	-	4	25.0	4	-	-
Ischemic heart disease (410-414)	56	482.8	56	-	-	38	169.6	37	1	-	62	387.5	59	3	-
Chronic disease of endocardium and other myocardial insufficiency (424, 428)	-	-	-	-	-	1	4.5	1	-	-	1	6.3	1	-	-
All other forms of heart disease (420-423, 425-427, 429)	5	43.1	5	-	-	4	17.9	4	-	-	3	18.8	3	-	-
Hypertension (400, 401, 403)	-	-	-	-	-	-	-	-	-	-	-	-	-	-	-
Cerebrovascular disease (430-438)	34	293.1	34	-	-	17	75.9	17	-	-	20	125.0	20	-	-
Arteriosclerosis (440)	3	25.9	3	-	-	2	8.9	2	-	-	1	6.3	-	1	-
Other diseases of arteries, arterioles, and capillaries (441-448)	2	17.2	2	-	-	3	13.4	3	-	-	-	-	-	-	-
Acute bronchitis and bronchiolitis (466)	-	-	-	-	-	-	-	-	-	-	-	-	-	-	-
Influenza and pneumonia (470-474, 480-486)	1	8.6	1	-	-	3	13.4	3	-	-	3	18.8	3	-	-
Influenza (470-474)	-	-	-	-	-	-	-	-	-	-	-	-	-	-	-
Pneumonia (480-486)	1	8.6	1	-	-	3	13.4	3	-	-	3	18.8	3	-	-
Bronchitis, emphysema, and asthma (490-493)	3	25.9	3	-	-	1	4.5	1	-	-	1	6.3	1	-	-
Chronic and unqual. bronchitis (490, 491)	-	-	-	-	-	-	-	-	-	-	-	-	-	-	-
Emphysema (492)	2	17.2	2	-	-	1	4.5	1	-	-	1	6.3	1	-	-
Asthma (493)	1	8.6	1	-	-	-	-	-	-	-	-	-	-	-	-
Peptic ulcer (531-533)	-	-	-	-	-	-	-	-	-	-	2	12.5	2	-	-
Hernia and intestinal obstr. (550-553, 560)	1	8.6	1	-	-	-	-	-	-	-	1	6.3	1	-	-
Cirrhosis of liver (571)	1	8.6	1	-	-	1	4.5	1	-	-	1	6.3	1	-	-
Cholelithiasis, cholecystitis and cholangitis (574, 575)	1	8.6	1	-	-	-	-	-	-	-	-	-	-	-	-
Nephritis and nephrosis (580-584)	-	-	-	-	-	-	-	-	-	-	-	-	-	-	-
Infections of kidney (590)	-	-	-	-	-	1	4.5	1	-	-	-	-	-	-	-
Hyperplasia of prostate (600)	-	-	-	-	-	-	-	-	-	-	-	-	-	-	-
Congenital anomalies (740-759)	-	-	-	-	-	-	-	-	-	-	-	-	-	-	-
Certain causes of mortality in early infancy (760-769.2, 769.4-772, 774-778)	2	17.2	2	-	-	5	22.3	5	-	-	2	12.5	1	1	-
Symptoms and ill-defined conditions (780-796)	1	8.6	1	-	-	1	4.5	1	-	-	3	18.8	3	-	-
All other diseases (Residual)	8	69.0	8	-	-	12	53.6	12	-	-	12	75.0	10	1	1
Accidents (E800-E949)	7	60.3	7	-	-	9	40.2	9	-	-	8	50.0	8	-	-
Motor vehicle accidents (E810-E823)	4	34.5	4	-	-	6	26.8	6	-	-	4	25.0	4	-	-
All other accidents (E800-E807, E825-E949)	3	25.9	3	-	-	3	13.4	3	-	-	4	25.0	4	-	-
Suicide (E950-E959)	1	8.6	1	-	-	5	22.3	5	-	-	5	31.3	5	-	-
Homicide (E960-E978)	1	8.6	1	-	-	2	8.9	2	-	-	1	6.3	-	1	-
All other external causes (E980-E999)	1	8.6	1	-	-	-	-	-	-	-	-	-	-	-	-

TABLE VIII

RESIDENT BIRTHS, FETAL DEATHS (STILLBIRTHS), DEATHS, AND DEATHS BY 38 SELECTED CAUSES, NUMBER AND RATE, BY RACE FOR MAJOR CITIES, OKLAHOMA, 1974 (CONTINUED)

	ENID					LAWTON					McALESTER				
	TOTAL		RACE			TOTAL		RACE			TOTAL		RACE		
ESTIMATED POPULATION, JULY 1	49,000		WH.	NEG.	IND.	80,400		WH.	NEG.	IND.	19,400		WH.	NEG.	IND.
	NO.	RATE	NO.	NO.	NO.	NO.	RATE	NO.	NO.	NO.	NO.	RATE	NO.	NO.	NO.
Live births	783	16.0	711	57	15	2025	25.2	1633	302	90	246	12.7	199	26	21
Physician in hospital	---	---	---	---	---	2022	---	1631	301	90	---	---	---	---	---
Physician not in hospital	---	---	---	---	---	2	---	1	1	-	---	---	---	---	---
Midwife, other, or unknown	---	---	---	---	---	1	---	1	-	-	---	---	---	---	---
Stillbirths	13	16.3	13	-	-	20	9.8	16	4	-	4	16.0	3	-	1
Physician in hospital	---	---	---	---	---	20	---	16	4	-	---	---	---	---	---
Physician not in hospital	---	---	---	---	---	-	---	-	-	-	---	---	---	---	---
Midwife, other, or unknown	---	---	---	---	---	-	---	-	-	-	---	---	---	---	---
Total deaths, all causes	499	10.2	476	23	-	488	6.1	418	59	11	237	12.2	212	21	4
Deaths under 1 year	9	11.5	7	2	-	32	15.8	22	9	1	3	12.2	3	-	-
Deaths under 1 month	7	8.9	5	2	-	20	9.9	15	5	-	2	8.1	2	-	-
Enteritis and other diarrheal diseases (008,009)	-	-	-	-	-	2	2.5	2	-	-	1	5.2	1	-	-
Tuberculosis, all forms (010-019)	2	4.1	2	-	-	2	2.5	2	-	-	-	-	-	-	-
Syphilis and its sequelae (090-097)	-	-	-	-	-	-	-	-	-	-	-	-	-	-	-
Other infective and parasitic diseases (Remainder of 000-136)	2	4.1	2	-	-	2	2.5	1	-	1	1	5.2	1	-	-
Malignant neoplasms (140-209)	87	177.6	86	1	-	91	113.2	79	11	1	49	252.6	47	2	-
Diabetes mellitus (250)	5	10.2	5	-	-	7	8.7	7	-	-	1	5.2	1	-	-
Meningitis (320)	-	-	-	-	-	1	1.2	-	-	1	-	-	-	-	-
Major cardiovascular diseases (390-448)	285	581.6	274	11	-	224	278.6	200	19	5	131	675.3	115	13	3
Diseases of heart (390-398, 402, 404, 410-429)	181	369.4	172	9	-	165	205.2	150	10	5	84	433.0	73	8	3
Active rheumatic fever and chronic rheumatic heart disease (390-398)	5	10.2	5	-	-	3	3.7	1	-	2	-	-	-	-	-
Hypertensive heart disease with or without renal disease (402, 404)	6	12.2	4	2	-	3	3.7	2	1	-	3	15.5	3	-	-
Ischemic heart disease (410-414)	153	312.2	146	7	-	143	177.9	135	6	2	75	386.6	65	7	3
Chronic disease of endocardium and other myocardial insufficiency (424, 428)	4	8.2	4	-	-	2	2.5	2	-	-	1	5.2	1	-	-
All other forms of heart disease (420-423, 425-427, 429)	13	26.5	13	-	-	14	17.4	10	3	1	5	25.8	4	1	-
Hypertension (400, 401, 403)	3	6.1	3	-	-	1	1.2	1	-	-	2	10.3	2	-	-
Cerebrovascular disease (430-438)	78	159.2	76	2	-	46	57.2	39	7	-	39	201.0	34	5	-
Arteriosclerosis (440)	18	36.7	18	-	-	6	7.5	6	-	-	3	15.5	3	-	-
Other diseases of arteries, arterioles, and capillaries (441-448)	5	10.2	5	-	-	6	7.5	4	2	-	3	15.5	3	-	-
Acute bronchitis and bronchiolitis (466)	-	-	-	-	-	-	-	-	-	-	-	-	-	-	-
Influenza and pneumonia (470-474, 480-486)	11	22.5	11	-	-	17	21.1	14	3	-	6	30.9	5	1	-
Influenza (470-474)	2	4.1	2	-	-	-	-	-	-	-	-	-	-	-	-
Pneumonia (480-486)	9	18.4	9	-	-	17	21.1	14	3	-	6	30.9	5	1	-
Bronchitis, emphysema, and asthma (490-493)	12	24.5	12	-	-	7	8.7	6	1	-	5	25.8	4	1	-
Chronic and unqual. bronchitis (490, 491)	2	4.1	2	-	-	-	-	-	-	-	2	10.3	2	-	-
Emphysema (492)	9	18.4	9	-	-	6	7.5	5	1	-	3	15.5	2	1	-
Asthma (493)	1	2.0	1	-	-	1	1.2	1	-	-	-	-	-	-	-
Peptic ulcer (531-533)	2	4.1	2	-	-	3	3.7	2	1	-	1	5.2	1	-	-
Hernia and intestinal obstr. (550-553, 560)	2	4.1	2	-	-	3	3.7	3	-	-	1	5.2	1	-	-
Cirrhosis of liver (571)	4	8.2	3	1	-	10	12.4	8	1	1	6	30.9	5	1	-
Cholelithiasis, cholecystitis and cholangitis (574, 575)	2	4.1	2	-	-	-	-	-	-	-	1	5.2	1	-	-
Nephritis and nephrosis (580-584)	3	6.1	3	-	-	-	-	-	-	-	1	5.2	1	-	-
Infections of kidney (590)	1	2.0	1	-	-	2	2.5	2	-	-	1	5.2	1	-	-
Hyperplasia of prostate (600)	-	-	-	-	-	1	1.2	1	-	-	-	-	-	-	-
Congenital anomalies (740-759)	3	6.1	2	1	-	9	11.2	8	1	-	2	10.3	2	-	-
Certain causes of mortality in early infancy (760-769.2, 769.4-772, 774-778)	4	8.2	4	-	-	13	16.2	9	4	-	1	5.2	1	-	-
Symptoms and ill-defined conditions (780-796)	4	8.2	4	-	-	7	8.7	5	2	-	1	5.2	1	-	-
All other diseases (Residual)	31	63.3	29	2	-	43	53.5	33	8	2	16	82.5	12	3	1
Accidents (E800-E949)	26	53.1	23	3	-	29	36.1	26	3	-	9	46.4	9	-	-
Motor vehicle accidents (E810-E823)	8	16.3	7	1	-	14	17.4	11	3	-	5	25.8	5	-	-
All other accidents (E800-E807, E825-E949)	18	36.7	16	2	-	15	18.7	15	-	-	4	20.6	4	-	-
Suicide (E950-E959)	7	14.3	7	-	-	3	3.7	3	-	-	1	5.2	1	-	-
Homicide (E960-E978)	5	10.2	2	3	-	9	11.2	5	4	-	1	5.2	1	-	-
All other external causes (E980-E999)	1	2.0	-	1	-	2	2.5	1	1	-	1	5.2	1	-	-

TABLE VIII

RESIDENT BIRTHS, FETAL DEATHS (STILLBIRTHS), DEATHS, AND DEATHS BY 38 SELECTED CAUSES
NUMBER AND RATE, BY RACE FOR MAJOR CITIES, OKLAHOMA, 1974, (CONTINUED)

	MIAMI					MIDWEST CITY					MOORE				
	TOTAL		RACE			TOTAL		RACE			TOTAL		RACE		
ESTIMATED POPULATION, JULY 1	14,600		WH.	NEG.	IND.	55,500		WH.	NEG.	IND.	23,600		WH.	NEG.	IND.
	NO.	RATE	NO.	NO.	NO.	NO.	RATE	NO.	NO.	NO.	NO.	RATE	NO.	NO.	NO.
Live births	205	14.0	180	-	25	949	17.1	858	61	30	458	19.4	446	3	9
Physician in hospital	---	---	---	---	---	---	---	---	---	---	---	---	---	---	---
Physician not in hospital	---	---	---	---	---	---	---	---	---	---	---	---	---	---	---
Midwife, other, or unknown	---	---	---	---	---	---	---	---	---	---	---	---	---	---	---
Stillbirths	3	14.4	3	-	-	7	7.3	6	1	-	3	6.5	3	-	-
Physician in hospital	---	---	---	---	---	---	---	---	---	---	---	---	---	---	---
Physician not in hospital	---	---	---	---	---	---	---	---	---	---	---	---	---	---	---
Midwife, other, or unknown	---	---	---	---	---	---	---	---	---	---	---	---	---	---	---
Total deaths, all causes	169	11.6	166	-	3	277	5.0	266	11	-	94	4.0	93	-	1
Deaths under 1 year	2	9.8	2	-	-	13	13.7	12	1	-	3	6.6	3	-	-
Deaths under 1 month	1	4.9	1	-	-	7	7.4	6	1	-	2	4.4	2	-	-
Enteritis and other diarrheal diseases (008,009)	-	-	-	-	-	-	-	-	-	-	-	-	-	-	-
Tuberculosis, all forms (010-019)	1	6.8	1	-	-	-	-	-	-	-	-	-	-	-	-
Syphilis and its sequelae (090-097)	-	-	-	-	-	-	-	-	-	-	-	-	-	-	-
Other infective and parasitic diseases (Remainder of 000-136)	1	6.8	1	-	-	2	3.6	2	-	-	1	4.2	1	-	-
Malignant neoplasms (140-209)	27	184.9	26	-	1	56	100.9	55	1	-	19	80.5	19	-	-
Diabetes mellitus (250)	5	34.2	5	-	-	2	3.6	2	-	-	1	4.2	1	-	-
Meningitis (320)	-	-	-	-	-	-	-	-	-	-	-	-	-	-	-
Major cardiovascular diseases (390-448)	92	630.1	91	-	1	121	218.0	120	1	-	40	169.5	39	-	1
Diseases of heart (390-398, 402, 404, 410-429)	56	383.6	56	-	-	93	167.6	93	-	-	28	118.6	27	-	1
Active rheumatic fever and chronic rheumatic heart disease (390-398)	-	-	-	-	-	-	-	-	-	-	-	-	-	-	-
Hypertensive heart disease with or without renal disease (402, 404)	1	6.8	1	-	-	-	-	-	-	-	1	4.2	1	-	-
Ischemic heart disease (410-414)	48	328.8	48	-	-	88	158.6	88	-	-	25	105.9	24	-	1
Chronic disease of endocardium and other myocardial insufficiency (424, 428)	-	-	-	-	-	-	-	-	-	-	-	-	-	-	-
All other forms of heart disease (420-423, 425-427, 429)	7	47.9	7	-	-	5	9.0	5	-	-	2	8.5	2	-	-
Hypertension (400, 401, 403)	1	6.8	1	-	-	-	-	-	-	-	-	-	-	-	-
Cerebrovascular disease (430-438)	27	184.9	27	-	-	21	37.8	20	1	-	6	25.4	6	-	-
Arteriosclerosis (440)	6	41.1	5	-	1	5	9.0	5	-	-	5	21.2	5	-	-
Other diseases of arteries, arterioles, and capillaries (441-448)	2	13.7	2	-	-	2	3.6	2	-	-	1	4.2	1	-	-
Acute bronchitis and bronchiolitis (466)	1	6.8	1	-	-	-	-	-	-	-	-	-	-	-	-
Influenza and pneumonia (470-474, 480-486)	10	68.5	10	-	-	17	30.6	16	1	-	6	25.4	6	-	-
Influenza (470-474)	1	6.8	1	-	-	-	-	-	-	-	-	-	-	-	-
Pneumonia (480-486)	9	61.6	9	-	-	17	30.6	16	1	-	6	25.4	6	-	-
Bronchitis, emphysema, and asthma (490-493)	1	6.8	1	-	-	5	9.0	5	-	-	2	8.5	2	-	-
Chronic and unqual. bronchitis (490, 491)	-	-	-	-	-	-	-	-	-	-	-	-	-	-	-
Emphysema (492)	1	6.8	1	-	-	5	9.0	5	-	-	2	8.5	2	-	-
Asthma (493)	-	-	-	-	-	-	-	-	-	-	-	-	-	-	-
Peptic ulcer (531-533)	1	6.8	1	-	-	1	1.8	1	-	-	-	-	-	-	-
Hernia and intestinal obstr. (550-553, 560)	-	-	-	-	-	-	-	-	-	-	-	-	-	-	-
Cirrhosis of liver (571)	1	6.8	1	-	-	5	9.0	5	-	-	2	8.5	2	-	-
Cholelithiasis, cholecystitis and cholangitis (574, 575)	-	-	-	-	-	1	1.8	1	-	-	-	-	-	-	-
Nephritis and nephrosis (580-584)	2	13.7	2	-	-	1	1.8	1	-	-	1	4.2	1	-	-
Infections of kidney (590)	1	6.8	1	-	-	-	-	-	-	-	-	-	-	-	-
Hyperplasia of prostate (600)	-	-	-	-	-	-	-	-	-	-	-	-	-	-	-
Congenital anomalies (740-759)	-	-	-	-	-	3	5.4	3	-	-	1	4.2	1	-	-
Certain causes of mortality in early infancy (760-769.2, 769.4-772, 774-778)	1	6.8	1	-	-	4	7.2	3	1	-	1	4.2	1	-	-
Symptoms and ill-defined conditions (780-796)	2	13.7	2	-	-	7	12.6	7	-	-	2	8.5	2	-	-
All other diseases (Residual)	12	82.2	11	-	1	15	27.0	14	1	-	6	25.4	6	-	-
Accidents (E800-E949)	10	68.5	10	-	-	33	59.5	27	6	-	8	33.9	8	-	-
Motor vehicle accidents (E810-E823)	3	20.5	3	-	-	22	39.6	16	6	-	6	25.4	6	-	-
All other accidents (E800-E807, E825-E949)	7	47.9	7	-	-	11	19.8	11	-	-	2	8.5	2	-	-
Suicide (E950-E959)	1	6.8	1	-	-	1	1.8	1	-	-	3	12.7	3	-	-
Homicide (E960-E978)	-	-	-	-	-	1	1.8	1	-	-	1	4.2	1	-	-
All other external causes (E980-E999)	-	-	-	-	-	2	3.6	2	-	-	-	-	-	-	-

TABLE VIII

RESIDENT BIRTHS, FETAL DEATHS (STILLBIRTHS), DEATHS, AND DEATHS BY 38 SELECTED CAUSES,
NUMBER AND RATE, BY RACE FOR MAJOR CITIES, OKLAHOMA, 1974 (CONTINUED)

	MUSKOGEE					NORMAN					OKLAHOMA CITY				
	TOTAL		RACE			TOTAL		RACE			TOTAL		RACE		
ESTIMATED POPULATION, JULY 1	39,200		WH.	NEG.	IND.	65,800		WH.	NEG.	IND.	385,900		WH.	NEG.	IND.
	NO.	RATE	NO.	NO.	NO.	NO.	RATE	NO.	NO.	NO.	NO.	RATE	NO.	NO.	NO.
Live births	603	15.4	420	140	43	739	11.2	691	15	33	6,937	18.0	5,291	1,266	380
Physician in hospital	---	---	---	---	---	---	---	---	---	---	6,908	---	5,265	1,263	380
Physician not in hospital	---	---	---	---	---	---	---	---	---	---	9	---	7	2	-
Midwife, other, or unknown	---	---	---	---	---	---	---	---	---	---	20	---	19	1	-
Stillbirths	7	11.5	4	1	2	18	23.8	17	1	-	69	9.9	47	16	6
Physician in hospital	---	---	---	---	---	---	---	---	---	---	68	---	46	16	6
Physician not in hospital	---	---	---	---	---	---	---	---	---	---	1	---	1	-	-
Midwife, other, or unknown	---	---	---	---	---	---	---	---	---	---	-	---	-	-	-
Total deaths, all causes	569	14.5	430	131	8	323	4.9	319	1	3	3,705	9.6	3,257	418	30
Deaths under 1 year	7	11.6	2	5	-	9	12.2	9	-	-	149	21.5	112	34	3
Deaths under 1 month	4	6.6	1	3	-	7	9.5	7	-	-	99	14.3	81	18	-
Enteritis and other diarrheal diseases (008,009)	-	-	-	-	-	-	-	-	-	-	6	1.6	5	1	-
Tuberculosis, all forms (010-019)	-	-	-	-	-	-	-	-	-	-	9	2.3	7	2	-
Syphilis and its sequelae (090-097)	-	-	-	-	-	-	-	-	-	-	1	0.3	1	-	-
Other infective and parasitic diseases (Remainder of 000-136)	4	10.2	3	1	-	1	1.5	1	-	-	27	7.0	21	6	-
Malignant neoplasms (140-209)	118	301.0	91	27	-	49	74.5	48	-	1	659	170.8	590	66	3
Diabetes mellitus (250)	5	12.8	2	3	-	8	12.2	7	-	1	65	16.8	53	11	1
Meningitis (320)	-	-	-	-	-	1	1.5	1	-	-	7	1.8	5	2	-
Major cardiovascular diseases (390-448)	315	803.6	240	71	4	168	255.3	168	-	-	1,871	484.8	1,679	184	8
Diseases of heart (390-398, 402, 404, 410-429)	200	510.2	151	46	3	97	147.4	97	-	-	1,309	339.2	1,169	134	6
Active rheumatic fever and chronic rheumatic heart disease (390-398)	2	5.1	2	-	-	-	-	-	-	-	20	5.2	15	5	-
Hypertensive heart disease with or without renal disease (402, 404)	2	5.1	2	-	-	1	1.5	1	-	-	18	4.7	12	6	-
Ischemic heart disease (410-414)	177	451.5	134	40	3	88	133.7	88	-	-	1,191	308.6	1,084	102	5
Chronic disease of endocardium and other myocardial insufficiency (424, 428)	1	2.6	1	-	-	-	-	-	-	-	4	1.0	4	-	-
All other forms of heart disease (420-423, 425-427, 429)	18	45.9	12	6	-	8	12.2	8	-	-	76	19.7	54	21	1
Hypertension (400, 401, 403)	7	17.9	1	5	1	1	1.5	1	-	-	14	3.6	12	1	1
Cerebrovascular disease (430-438)	91	232.1	78	13	-	61	92.7	61	-	-	423	109.6	377	45	1
Arteriosclerosis (440)	13	33.2	7	6	-	6	9.1	6	-	-	63	16.3	60	3	-
Other diseases of arteries, arterioles, and capillaries (441-448)	4	10.2	3	1	-	3	4.6	3	-	-	62	16.1	61	1	-
Acute bronchitis and bronchiolitis (466)	-	-	-	-	-	-	-	-	-	-	1	0.3	1	-	-
Influenza and pneumonia (470-474, 480-486)	12	30.6	9	2	1	9	13.7	9	-	-	114	29.5	99	15	-
Influenza (470-474)	-	-	-	-	-	-	-	-	-	-	3	0.8	3	-	-
Pneumonia (480-486)	12	30.6	9	2	1	9	13.7	9	-	-	111	28.8	96	15	-
Bronchitis, emphysema, and asthma (490-493)	4	10.2	2	2	-	4	6.1	4	-	-	48	12.4	44	4	-
Chronic and unqual. bronchitis (490, 491)	2	5.1	1	1	-	1	1.5	1	-	-	10	2.6	8	2	-
Emphysema (492)	2	5.1	1	1	-	3	4.6	3	-	-	34	8.8	32	2	-
Asthma (493)	-	-	-	-	-	-	-	-	-	-	4	1.0	4	-	-
Peptic ulcer (531-533)	-	-	-	-	-	1	1.5	1	-	-	17	4.4	15	2	-
Hernia and intestinal obstr. (550-553, 560)	3	7.7	2	1	-	3	4.6	3	-	-	13	3.4	13	-	-
Cirrhosis of liver (571)	4	10.2	3	1	-	1	1.5	1	-	-	72	18.7	64	4	4
Cholelithiasis, cholecystitis and cholangitis (574, 575)	1	2.6	1	-	-	-	-	-	-	-	2	0.5	2	-	-
Nephritis and nephrosis (580-584)	12	30.6	5	7	-	2	3.0	2	-	-	18	4.7	10	8	-
Infections of kidney (590)	3	7.7	3	-	-	-	-	-	-	-	12	3.1	12	-	-
Hyperplasia of prostate (600)	-	-	-	-	-	-	-	-	-	-	-	-	-	-	-
Congenital anomalies (740-759)	1	2.6	1	-	-	4	6.1	4	-	-	32	8.3	28	3	1
Certain causes of mortality in early infancy (760-769.2, 769.4-772, 774-778)	4	10.2	1	3	-	4	6.1	4	-	-	81	21.0	64	17	-
Symptoms and ill-defined conditions (780-796)	7	17.9	5	2	-	5	7.6	5	-	-	47	12.2	37	8	2
All other diseases (Residual)	41	104.6	35	4	2	26	39.5	25	1	-	258	66.9	229	25	4
Accidents (E800-E949)	29	74.0	21	7	1	23	35.0	22	-	1	186	48.2	155	26	5
Motor vehicle accidents (E810-E823)	11	28.1	7	3	1	10	15.2	9	-	1	87	22.5	68	17	2
All other accidents (E800-E807, E825-E949)	18	45.9	14	4	-	13	19.8	13	-	-	99	25.7	87	9	3
Suicide (E950-E959)	6	15.3	6	-	-	7	10.6	7	-	-	71	18.4	70	1	-
Homicide (E960-E978)	-	-	-	-	-	5	7.6	5	-	-	76	19.7	42	32	2
All other external causes (E980-E999)	-	-	-	-	-	2	3.0	2	-	-	12	3.1	11	1	-

TABLE VIII

RESIDENT BIRTHS, FETAL DEATHS (STILLBIRTHS), DEATHS, AND DEATHS BY 38 SELECTED CAUSES, NUMBER AND RATE, BY RACE FOR MAJOR CITIES, OKLAHOMA, 1974, (CONTINUED)

	OKMULGEE					PONCA CITY					SAND SPRINGS				
	TOTAL		RACE			TOTAL		RACE			TOTAL		RACE		
ESTIMATED POPULATION, JULY 1	16,000		WH.	NEG.	IND.	27,700		WH.	NEG.	IND.	12,900		WH.	NEG.	IND.
	NO.	RATE	NO.	NO.	NO.	NO.	RATE	NO.	NO.	NO.	NO.	RATE	NO.	NO.	NO.
Live births	218	13.6	136	50	32	364	13.1	324	17	23	200	15.5	190	5	5
Physician in hospital	---	---	---	---	---	---	---	---	---	---	---	---	---	---	---
Physician not in hospital	---	---	---	---	---	---	---	---	---	---	---	---	---	---	---
Midwife, other, or unknown	---	---	---	---	---	---	---	---	---	---	---	---	---	---	---
Stillbirths	4	18.0	3	1	-	3	8.2	3	-	-	2	9.9	2	-	-
Physician in hospital	---	---	---	---	---	---	---	---	---	---	---	---	---	---	---
Physician not in hospital	---	---	---	---	---	---	---	---	---	---	---	---	---	---	---
Midwife, other, or unknown	---	---	---	---	---	---	---	---	---	---	---	---	---	---	---
Total deaths, all causes	216	13.5	152	55	9	315	11.4	298	12	5	118	9.1	109	8	1
Deaths under 1 year	6	27.5	5	-	1	10	27.5	9	1	-	1	5.0	1	-	-
Deaths under 1 month	6	27.5	5	-	1	9	24.7	8	1	-	1	5.0	1	-	-
Enteritis and other diarrheal diseases (008,009)	-	-	-	-	-	-	-	-	-	-	-	-	-	-	-
Tuberculosis, all forms (010-019)	-	-	-	-	-	1	3.6	-	-	1	-	-	-	-	-
Syphilis and its sequelae (090-097)	-	-	-	-	-	-	-	-	-	-	-	-	-	-	-
Other infective and parasitic diseases (Remainder of 000-136)	-	-	-	-	-	-	-	-	-	-	-	-	-	-	-
Malignant neoplasms (140-209)	36	225.0	25	9	2	62	223.8	61	1	-	20	155.0	17	3	-
Diabetes mellitus (250)	1	6.3	1	-	-	7	25.3	5	1	1	-	-	-	-	-
Meningitis (320)	-	-	-	-	-	-	-	-	-	-	-	-	-	-	-
Major cardiovascular diseases (390-448)	133	831.3	89	38	6	170	613.7	163	5	2	66	511.6	63	3	-
Diseases of heart (390-398, 402, 404, 410-429)	97	606.3	66	27	4	136	491.0	131	3	2	44	341.1	42	2	-
Active rheumatic fever and chronic rheumatic heart disease (390-398)	-	-	-	-	-	1	3.6	1	-	-	-	-	-	-	-
Hypertensive heart disease with or without renal disease (402, 404)	1	6.3	1	-	-	1	3.6	1	-	-	2	15.5	2	-	-
Ischemic heart disease (410-414)	95	593.8	64	27	4	125	451.3	120	3	2	39	302.3	37	2	-
Chronic disease of endocardium and other myocardial insufficiency (424, 428)	-	-	-	-	-	2	7.2	2	-	-	-	-	-	-	-
All other forms of heart disease (420-423, 425-427, 429)	1	6.3	1	-	-	7	25.3	7	-	-	3	23.3	3	-	-
Hypertension (400, 401, 403)	1	6.3	-	1	-	1	3.6	1	-	-	-	-	-	-	-
Cerebrovascular disease (430-438)	31	193.8	22	9	-	24	86.6	22	2	-	18	139.5	17	1	-
Arteriosclerosis (440)	1	6.3	-	-	1	7	25.3	7	-	-	1	7.8	1	-	-
Other diseases of arteries, arterioles, and capillaries (441-448)	3	18.8	1	1	1	2	7.2	2	-	-	3	23.3	3	-	-
Acute bronchitis and bronchiolitis (466)	-	-	-	-	-	-	-	-	-	-	-	-	-	-	-
Influenza and pneumonia (470-474, 480-486)	6	37.5	6	-	-	10	36.1	8	1	1	-	-	-	-	-
Influenza (470-474)	-	-	-	-	-	1	3.6	1	-	-	-	-	-	-	-
Pneumonia (480-486)	6	37.5	6	-	-	9	32.5	7	1	1	6	46.5	4	1	1
Bronchitis, emphysema, and asthma (490-493)	2	12.5	2	-	-	9	32.5	9	-	-	-	-	-	-	-
Chronic and unqual. bronchitis (490, 491)	1	6.3	1	-	-	1	3.6	1	-	-	-	-	-	-	-
Emphysema (492)	1	6.3	1	-	-	8	28.9	8	-	-	-	-	-	-	-
Asthma (493)	-	-	-	-	-	-	-	-	-	-	1	7.8	1	-	-
Peptic ulcer (531-533)	1	6.3	1	-	-	3	10.8	2	1	-	-	-	-	-	-
Hernia and intestinal obstr. (550-553, 560)	2	12.5	1	1	-	1	3.6	1	-	-	-	-	-	-	-
Cirrhosis of liver (571)	4	25.0	2	2	-	3	10.8	3	-	-	1	7.8	1	-	-
Cholelithiasis, cholecystitis and cholangitis (574, 575)	-	-	-	-	-	1	3.6	1	-	-	1	7.8	1	-	-
Nephritis and nephrosis (580-584)	-	-	-	-	-	1	3.6	1	-	-	-	-	-	-	-
Infections of kidney (590)	-	-	-	-	-	-	-	-	-	-	-	-	-	-	-
Hyperplasia of prostate (600)	-	-	-	-	-	-	-	-	-	-	-	-	-	-	-
Congenital anomalies (740-759)	1	6.3	1	-	-	1	3.6	1	-	-	1	7.8	1	-	-
Certain causes of mortality in early infancy (760-769.2, 769.4-772, 774-778)	5	31.3	4	-	1	7	25.3	7	-	-	-	-	-	-	-
Symptoms and ill-defined conditions (780-796)	2	12.5	1	1	-	2	7.2	2	-	-	-	-	-	-	-
All other diseases (Residual)	8	50.0	7	1	-	17	61.4	16	1	-	13	100.8	12	1	-
Accidents (E800-E949)	9	56.3	7	2	-	13	46.9	13	-	-	9	69.8	9	-	-
Motor vehicle accidents (E810-E823)	6	37.5	5	1	-	3	10.8	3	-	-	3	23.3	3	-	-
All other accidents (E800-E807, E825-E949)	3	18.8	2	1	-	10	36.1	10	-	-	6	46.5	6	-	-
Suicide (E950-E959)	4	25.0	4	-	-	3	10.8	3	-	-	-	-	-	-	-
Homicide (E960-E978)	2	12.5	1	1	-	4	14.4	2	2	-	-	-	-	-	-
All other external causes (E980-E999)	-	-	-	-	-	-	-	-	-	-	-	-	-	-	-

TABLE VIII

RESIDENT BIRTHS, FETAL DEATHS (STILLBIRTHS), DEATHS, AND DEATHS BY 38 SELECTED CAUSES, NUMBER AND RATE, BY RACE FOR MAJOR CITIES, OKLAHOMA, 1974 (CONTINUED)

	SAPULPA					SHAWNEE					STILLWATER				
	TOTAL		RACE			TOTAL		RACE			TOTAL		RACE		
ESTIMATED POPULATION, JULY 1	16,000		WH.	NEG.	IND.	30,500		WH.	NEG.	IND.	35,200		WH.	NEG.	IND.
	NO.	RATE	NO.	NO.	NO.	NO.	RATE	NO.	NO.	NO.	NO.	RATE	NO.	NO.	NO.
Live births	280	17.5	241	20	19	358	11.7	285	15	58	404	11.5	377	19	8
Physician in hospital	---	---	---	---	---	---	---	---	---	---	---	---	---	---	---
Physician not in hospital	---	---	---	---	---	---	---	---	---	---	---	---	---	---	---
Midwife, other, or unknown	---	---	---	---	---	---	---	---	---	---	---	---	---	---	---
Stillbirths	1	3.6	1	-	-	7	19.2	7	-	-	2	4.9	2	-	-
Physician in hospital	---	---	---	---	---	---	---	---	---	---	---	---	---	---	---
Physician not in hospital	---	---	---	---	---	---	---	---	---	---	---	---	---	---	---
Midwife, other, or unknown	---	---	---	---	---	---	---	---	---	---	---	---	---	---	---
Total deaths, all causes	204	12.8	177	22	5	364	11.9	336	13	15	195	5.5	185	8	2
Deaths under 1 year	7	25.0	5	2	-	8	22.3	5	1	2	8	19.8	6	2	-
Deaths under 1 month	4	14.3	4	-	-	3	8.4	2	-	1	6	14.9	5	1	-
Enteritis and other diarrheal diseases (008,009)	3	18.8	3	-	-	-	-	-	-	-	-	-	-	-	-
Tuberculosis, all forms (010-019)	-	-	-	-	-	2	6.6	1	-	1	-	-	-	-	-
Syphilis and its sequelae (090-097)	-	-	-	-	-	-	-	-	-	-	-	-	-	-	-
Other infective and parasitic diseases (Remainder of 000-136)	-	-	-	-	-	2	6.6	1	-	1	-	-	-	-	-
Malignant neoplasms (140-209)	32	200.0	29	2	1	56	183.6	52	4	-	39	110.8	38	1	-
Diabetes mellitus (250)	4	25.0	4	-	-	9	29.5	5	2	2	1	2.8	1	-	-
Meningitis (320)	-	-	-	-	-	1	3.3	1	-	-	-	-	-	-	-
Major cardiovascular diseases (390-448)	117	731.3	98	16	3	219	718.0	211	5	3	103	292.6	98	4	1
Diseases of heart (390-398, 402, 404, 410-429)	90	562.5	73	14	3	122	400.0	115	4	3	65	184.7	60	4	1
Active rheumatic fever and chronic rheumatic heart disease (390-398)	-	-	-	-	-	2	6.6	2	-	-	-	-	-	-	-
Hypertensive heart disease with or without renal disease (402, 404)	3	18.8	1	1	1	2	6.6	2	-	-	2	5.7	2	-	-
Ischemic heart disease (410-414)	86	537.5	71	13	2	114	373.8	107	4	3	56	159.1	52	4	-
Chronic disease of endocardium and other myocardial insufficiency (424, 428)	-	-	-	-	-	-	-	-	-	-	-	-	-	-	-
All other forms of heart disease (420-423, 425-427, 429)	1	6.3	1	-	-	4	13.1	4	-	-	7	19.9	6	-	1
Hypertension (400, 401, 403)	-	-	-	-	-	1	3.3	1	-	-	-	-	-	-	-
Cerebrovascular disease (430-438)	26	162.5	24	2	-	77	252.5	76	1	-	34	96.6	34	-	-
Arteriosclerosis (440)	-	-	-	-	-	11	36.1	11	-	-	1	2.8	1	-	-
Other diseases of arteries, arterioles, and capillaries (441-448)	1	6.3	1	-	-	8	26.2	8	-	-	3	8.5	3	-	-
Acute bronchitis and bronchiolitis (466)	-	-	-	-	-	-	-	-	-	-	-	-	-	-	-
Influenza and pneumonia (470-474, 480-486)	7	43.8	6	1	-	12	39.3	10	1	1	12	34.1	11	1	-
Influenza (470-474)	1	6.3	1	-	-	1	3.3	1	-	-	-	-	-	-	-
Pneumonia (480-486)	6	37.5	5	1	-	11	36.1	9	1	1	12	34.1	11	1	-
Bronchitis, emphysema, and asthma (490-493)	4	25.0	4	-	-	5	16.4	5	-	-	4	11.4	4	-	-
Chronic and unqual. bronchitis (490, 491)	-	-	-	-	-	-	-	-	-	-	1	2.8	1	-	-
Emphysema (492)	4	25.0	4	-	-	5	16.4	5	-	-	3	8.5	3	-	-
Asthma (493)	-	-	-	-	-	-	-	-	-	-	-	-	-	-	-
Peptic ulcer (531-533)	1	6.3	1	-	-	3	9.8	2	1	-	1	2.8	1	-	-
Hernia and intestinal obstr. (550-553, 560)	-	-	-	-	-	1	3.3	1	-	-	2	5.7	2	-	-
Cirrhosis of liver (571)	2	12.5	2	-	-	7	23.0	4	-	3	1	2.8	1	-	-
Cholelithiasis, cholecystitis and cholangitis (574, 575)	-	-	-	-	-	-	-	-	-	-	-	-	-	-	-
Nephritis and nephrosis (580-584)	-	-	-	-	-	-	-	-	-	-	-	-	-	-	-
Infections of kidney (590)	2	12.5	1	1	-	-	-	-	-	-	1	2.8	1	-	-
Hyperplasia of prostate (600)	-	-	-	-	-	-	-	-	-	-	-	-	-	-	-
Congenital anomalies (740-759)	1	6.3	1	-	-	1	3.3	-	-	1	2	5.7	2	-	-
Certain causes of mortality in early infancy (760-769.2, 769.4-772, 774-778)	3	18.8	3	-	-	2	6.6	2	-	-	5	14.2	4	1	-
Symptoms and ill-defined conditions (780-796)	3	18.8	2	1	-	1	3.3	1	-	-	1	2.8	1	-	-
All other diseases (Residual)	10	62.5	9	1	-	22	72.1	20	-	2	5	14.2	5	-	-
Accidents (E800-E949)	11	68.8	11	-	-	11	36.1	10	-	1	12	34.1	11	-	1
Motor vehicle accidents (E810-E823)	6	37.5	6	-	-	7	23.0	6	-	1	5	14.2	4	-	1
All other accidents (E800-E807, E825-E949)	5	31.3	5	-	-	4	13.1	4	-	-	7	19.9	7	-	-
Suicide (E950-E959)	3	18.8	2	-	1	5	16.4	5	-	-	3	8.5	3	-	-
Homicide (E960-E978)	1	6.3	1	-	-	4	13.1	4	-	-	3	8.5	2	1	-
All other external causes (E980-E999)	-	-	-	-	-	1	3.3	1	-	-	-	-	-	-	-

TABLE VIII
RESIDENT BIRTHS, FETAL DEATHS (STILLBIRTHS), DEATHS, AND DEATHS BY 38 SELECTED CAUSES,
NUMBER AND RATE, BY RACE FOR MAJOR CITIES, OKLAHOMA, 1974 (CONTINUED)

	TULSA														
	TOTAL		RACE			TOTAL		RACE			TOTAL		RACE		
ESTIMATED POPULATION, JULY 1	347,600		WH.	NEG.	IND.			WH.	NEG.	IND.			WH.	NEG.	IND.
	NO.	RATE	NO.	NO.	NO.	NO.	RATE	NO.	NO.	NO.	NO.	RATE	NO.	NO.	NO.
Live births	5,467	15.7	4,352	869	246										
Physician in hospital	5,437	---	4,327	866	244										
Physician not in hospital	10	---	6	3	1										
Midwife, other, or unknown	20	---	19	-	1										
Stillbirths	51	9.2	37	9	5										
Physician in hospital	49	---	36	8	5										
Physician not in hospital	2	---	1	1	-										
Midwife, other, or unknown	-	---	-	-	-										
Total deaths, all causes	2,997	8.6	2,617	355	25										
Deaths under 1 year	88	16.1	63	24	1										
Deaths under 1 month	63	11.5	50	13	-										
Enteritis and other diarrheal diseases (008,009)	5	1.4	4	1	-										
Tuberculosis, all forms (010-019)	9	2.6	8	1	-										
Syphilis and its sequelae (090-097)	2	0.6	1	1	-										
Other infective and parasitic diseases (Remainder of 000-136)	12	3.5	10	1	1										
Malignant neoplasms (140-209)	546	157.1	489	52	5										
Diabetes mellitus (250)	38	10.9	27	11	-										
Meningitis (320)	2	0.6	2	-	-										
Major cardiovascular diseases (390-448)	1,511	434.7	1,327	174	10										
Diseases of heart (390-398, 402, 404, 410-429)	1,086	312.4	955	123	8										
Active rheumatic fever and chronic rheumatic heart disease (390-398)	17	4.9	14	3	-										
Hypertensive heart disease with or without renal disease (402, 404)	6	1.7	4	1	1										
Ischemic heart disease (410-414)	1,000	287.7	881	112	7										
Chronic disease of endocardium and other myocardial insufficiency (424, 428)	7	2.0	6	1	-										
All other forms of heart disease (420-423, 425-427, 429)	56	16.1	50	6	-										
Hypertension (400, 401, 403)	13	3.7	9	4	-										
Cerebrovascular disease (430-438)	342	98.4	303	37	2										
Arteriosclerosis (440)	31	8.9	24	7	-										
Other diseases of arteries, arterioles, and capillaries (441-448)	39	11.2	36	3	-										
Acute bronchitis and bronchiolitis (466)	3	0.9	3	-	-										
Influenza and pneumonia (470-474, 480-486)	72	20.7	64	7	1										
Influenza (470-474)	2	0.6	2	-	-										
Pneumonia (480-486)	70	20.1	62	7	1										
Bronchitis, emphysema, and asthma (490-493)	33	9.5	30	3	-										
Chronic and unqual. bronchitis (490, 491)	3	0.9	3	-	-										
Emphysema (492)	29	8.3	26	3	-										
Asthma (493)	1	0.3	1	-	-										
Peptic ulcer (531-533)	15	4.3	15	-	-										
Hernia and intestinal obstr. (550-553, 560)	8	2.3	7	1	-										
Cirrhosis of liver (571)	47	13.5	38	8	1										
Cholelithiasis, cholecystitis and cholangitis (574, 575)	2	0.6	2	-	-										
Nephritis and nephrosis (580-584)	15	4.3	11	4	-										
Infections of kidney (590)	4	1.2	3	1	-										
Hyperplasia of prostate (600)	1	0.3	1	-	-										
Congenital anomalies (740-759)	24	6.9	20	4	-										
Certain causes of mortality in early infancy (760-769.2, 769.4-772, 774-778)	48	13.8	39	9	-										
Symptoms and ill-defined conditions (780-796)	26	7.5	16	10	-										
All other diseases (Residual)	271	78.0	249	21	1										
Accidents (E800-E949)	199	57.3	163	30	6										
Motor vehicle accidents (E810-E823)	73	21.0	62	8	3										
All other accidents (E800-E807, E825-E949)	126	36.2	101	22	3										
Suicide (E950-E959)	65	18.7	63	2	-										
Homicide (E960-E978)	34	9.8	21	13	-										
All other external causes (E980-E999)	5	1.4	4	1	-										

TABLE IX
RESIDENT BIRTHS, FETAL DEATHS (STILLBIRTHS), DEATHS, AND DEATHS BY 38 SELECTED CAUSES,
NUMBER FOR CITIES 2,500 - 10,000 POPULATION, OKLAHOMA, 1974

	Alva	Anadarko	Ardmore	Atoka	Bixby	Blackwell	Bristow	Broken Bow	Chandler	Checotah	Choctaw	Claremore	Cleveland	Clinton	Collinsville	Commerce
Live births	79	110	40	48	92	97	66	91	40	39	90	160	31	136	43	44
Stillbirths	1	4	1	-	-	2	-	-	1	-	-	-	-	4	-	1
Total deaths, all causes	92	105	58	59	35	122	82	64	58	67	13	121	55	114	50	42
Deaths under 1 year	2	3	-	2	-	-	-	1	3	1	-	7	-	3	1	2
Deaths under 1 month	-	1	-	2	-	-	-	-	3	1	-	6	-	3	-	1
Enteritis and other diarrheal diseases (008,009)	2	1	-	-	-	-	-	-	1	-	-	-	-	-	-	-
Tuberculosis, all forms (010-019)	-	1	1	1	-	1	-	-	-	-	-	-	-	-	-	-
Syphilis and its sequelae (090-097)	-	-	-	-	-	-	-	-	-	-	-	-	-	-	-	-
Other infective and parasitic diseases (Remainder of 000-136)	-	1	-	1	-	-	-	-	-	-	1	-	-	-	-	-
Malignant neoplasms (140-209)	19	15	7	5	7	24	15	11	4	11	3	24	15	16	5	13
Diabetes mellitus (250)	1	3	-	-	-	1	4	1	1	1	1	-	1	5	1	1
Meningitis (320)	-	1	-	-	-	-	-	-	-	-	-	-	-	-	-	1
Major cardiovascular diseases (390-448)	36	60	40	34	21	73	46	32	37	33	6	66	31	60	27	17
Diseases of heart (390-398, 402, 404, 410-429)	22	48	22	31	15	45	35	23	24	19	4	47	25	41	23	11
Active rheumatic fever and chronic rheumatic heart disease (390-398)	-	-	-	-	-	-	-	-	-	-	-	1	-	2	-	-
Hypertensive heart disease with or without renal disease (402, 404)	-	-	1	-	-	-	3	2	2	1	-	1	2	6	-	-
Ischemic heart disease (410-414)	16	43	18	29	15	44	31	13	19	18	4	41	21	31	11	9
Chronic disease of endocardium and other myocardial insufficiency (424, 428)	1	-	-	-	-	1	-	-	-	-	-	-	-	-	-	-
All other forms of heart disease (420-423, 425-427, 429)	5	5	3	2	-	-	1	8	3	-	-	4	2	2	12	2
Hypertension (400, 401, 403)	2	1	-	-	-	-	-	-	-	-	-	-	1	1	-	-
Cerebrovascular disease (430-438)	11	10	16	3	6	25	11	6	10	11	2	16	4	13	2	4
Arteriosclerosis (440)	1	1	1	-	-	-	-	2	1	3	-	-	1	5	-	1
Other diseases of arteries, arterioles, and capillaries (441-448)	-	-	1	-	-	3	-	1	2	-	-	3	-	-	2	1
Acute bronchitis and bronchiolitis (466)	-	-	-	-	-	-	-	-	-	-	-	-	-	-	-	-
Influenza and pneumonia (470-474, 480-486)	7	1	1	1	1	8	4	6	2	2	1	2	1	3	3	1
Influenza (470-474)	2	-	-	-	-	-	-	-	2	-	-	1	-	1	-	-
Pneumonia (480-486)	5	1	1	1	1	8	4	6	-	2	1	1	1	2	3	1
Bronchitis, emphysema, and asthma (490-493)	2	-	-	-	-	2	1	1	1	1	-	3	-	3	1	1
Chronic and unqual. bronchitis (490, 491)	-	-	-	-	-	-	-	-	-	-	-	-	-	-	-	-
Emphysema (492)	1	-	-	-	-	2	1	1	1	1	-	2	-	3	1	1
Asthma (493)	1	-	-	-	-	-	-	-	-	-	-	1	-	-	-	-
Peptic ulcer (531-533)	-	3	-	-	-	-	-	-	-	-	-	-	-	2	1	-
Hernia and intestinal obstr. (550-553, 560)	-	1	-	1	-	-	-	-	-	-	-	-	-	1	-	1
Cirrhosis of liver (571)	3	2	-	1	-	-	1	-	1	-	-	1	-	2	2	-
Cholelithiasis, cholecystitis and cholangitis (574, 575)	-	-	-	-	-	-	-	1	-	-	-	-	-	1	-	-
Nephritis and nephrosis (580-584)	-	-	-	-	-	-	1	-	-	-	-	1	2	1	1	1
Infections of kidney (590)	2	1	-	-	-	1	2	3	-	-	-	-	-	-	-	-
Hyperplasia of prostate (600)	-	-	-	-	-	-	-	-	-	-	-	-	-	-	1	-
Congenital anomalies (740-759)	1	-	-	-	-	-	-	1	1	3	-	2	-	-	1	-
Certain causes of mortality in early infancy (760-769.2, 769.4-772, 774-778)	-	-	-	2	-	-	-	-	2	-	-	5	-	3	-	-
Symptoms and ill-defined conditions (780-796)	1	3	-	1	1	1	-	1	2	2	-	2	-	-	1	-
All other diseases (Residual)	12	4	2	8	2	7	4	3	2	12	1	7	2	7	4	1
Accidents (E800-E949)	5	3	5	2	-	3	4	3	3	2	-	7	2	9	1	3
Motor vehicle accidents (E810-E823)	1	1	2	-	-	1	3	3	-	1	-	3	1	4	1	1
All other accidents (E800-E807, E825-E949)	4	2	3	2	-	2	1	-	3	1	-	4	1	5	-	2
Suicide (E950-E959)	1	4	2	2	-	1	-	-	1	-	-	-	-	-	1	1
Homicide (E960-E978)	-	1	-	-	3	-	-	1	-	-	-	1	-	-	-	-
All other external causes (E980-E999)	-	-	-	-	-	-	-	-	-	-	-	-	1	1	-	1

TABLE IX
RESIDENT BIRTHS, FETAL DEATHS (STILLBIRTHS), DEATHS, AND DEATHS BY 38 SELECTED CAUSES,
NUMBER FOR CITIES 2,500 - 10,000 POPULATION, OKLAHOMA, 1974

	Cushing	Dewey	Drumright	Elk City	Fairview	Frederick	Guthrie	Guymon	Heavener	Henryetta	Hobart	Holdenville	Hollis	Hugo	Idabel	Kingfisher
Live births	80	51	37	148	64	97	124	177	41	89	79	65	42	98	158	67
Stillbirths	3	-	-	1	1	5	4	-	-	-	4	3	-	2	3	-
Total deaths, all causes	121	61	77	121	40	85	176	73	54	137	82	106	57	140	126	77
Deaths under 1 year	1	1	1	2	3	2	1	7	-	-	2	1	-	4	3	3
Deaths under 1 month	-	1	1	2	2	1	-	5	-	-	2	1	-	3	2	3
Enteritis and other diarrheal diseases (008,009)	-	-	-	-	-	-	-	-	-	-	-	-	-	-	-	-
Tuberculosis, all forms (010-019)	-	-	-	-	-	-	-	-	-	-	-	-	-	-	1	-
Syphilis and its sequelae (090-097)	-	-	1	-	-	-	-	1	-	-	-	-	-	-	-	-
Other infective and parasitic diseases (Remainder of 000-136)	-	-	1	-	-	1	1	-	-	1	2	1	-	-	1	1
Malignant neoplasms (140-209)	17	7	11	14	4	10	34	11	7	21	15	13	10	19	16	12
Diabetes mellitus (250)	2	2	1	1	2	1	1	3	-	2	1	4	-	8	1	1
Meningitis (320)	-	-	-	-	-	1	-	-	-	-	-	-	-	-	-	-
Major cardiovascular diseases (390-448)	75	32	40	70	21	50	95	31	36	96	47	71	36	81	61	40
Diseases of heart (390-398, 402, 404, 410-429)	49	25	28	47	18	29	63	23	30	92	35	51	26	73	37	32
Active rheumatic fever and chronic rheumatic heart disease (390-398)	2	-	-	-	-	-	-	-	1	-	-	1	1	-	-	-
Hypertensive heart disease with or without renal disease (402, 404)	1	-	-	-	-	-	1	-	1	4	-	1	-	6	1	-
Ischemic heart disease (410-414)	46	25	24	45	18	29	59	20	27	88	31	47	22	60	31	32
Chronic disease of endocardium and other myocardial insufficiency (424, 428)	-	-	-	-	-	-	-	-	-	-	-	-	-	-	1	-
All other forms of heart disease (420-423, 425-427, 429)	-	-	4	2	-	-	3	3	1	-	4	2	3	7	4	-
Hypertension (400, 401, 403)	1	-	-	-	-	-	-	-	-	-	-	-	-	-	-	-
Cerebrovascular disease (430-438)	24	7	11	21	3	18	29	5	5	2	5	15	10	6	16	6
Arteriosclerosis (440)	-	-	-	2	-	2	1	2	1	2	3	1	-	-	6	2
Other diseases of arteries, arterioles, and capillaries (441-448)	1	-	1	-	-	1	2	1	-	-	4	4	-	2	2	-
Acute bronchitis and bronchiolitis (466)	-	-	-	-	-	-	-	-	-	-	-	-	-	-	-	-
Influenza and pneumonia (470-474, 480-486)	10	1	4	8	2	4	7	6	2	2	2	3	3	-	9	-
Influenza (470-474)	-	-	1	-	-	-	2	1	-	-	-	-	-	-	-	-
Pneumonia (480-486)	10	1	3	8	2	4	5	5	2	2	2	3	3	-	9	-
Bronchitis, emphysema, and asthma (490-493)	-	2	1	3	-	-	1	1	-	2	-	3	1	2	1	-
Chronic and unqual. bronchitis (490, 491)	-	1	-	1	-	-	-	1	-	-	-	1	-	-	-	-
Emphysema (492)	-	1	1	2	-	-	1	-	-	1	-	2	1	2	1	-
Asthma (493)	-	-	-	-	-	-	-	-	-	1	-	-	-	-	-	-
Peptic ulcer (531-533)	2	1	-	-	-	-	1	1	1	1	-	-	-	2	-	-
Hernia and intestinal obstr. (550-553, 560)	1	-	-	-	1	-	-	1	-	-	-	-	1	1	1	-
Cirrhosis of liver (571)	1	-	-	1	1	-	-	2	1	1	2	-	-	2	2	1
Cholelithiasis, cholecystitis and cholangitis (574, 575)	-	-	-	-	-	-	-	-	-	-	-	-	-	1	-	-
Nephritis and nephrosis (580-584)	1	1	-	-	-	-	1	-	-	-	-	-	-	1	-	-
Infections of kidney (590)	-	-	-	-	1	-	3	-	-	-	2	-	-	2	1	-
Hyperplasia of prostate (600)	-	-	-	-	-	-	-	-	-	-	-	-	-	-	-	-
Congenital anomalies (740-759)	-	1	-	1	1	-	-	-	-	1	-	1	-	2	1	-
Certain causes of mortality in early infancy (760-769.2, 769.4-772, 774-778)	-	-	-	1	1	1	-	4	-	-	1	-	-	3	1	3
Symptoms and ill-defined conditions (780-796)	1	-	-	6	-	-	3	-	-	2	1	1	-	-	4	2
All other diseases (Residual)	2	9	5	5	3	6	14	3	5	4	3	4	2	9	15	10
Accidents (E800-E949)	7	4	13	5	2	8	13	9	2	3	2	3	4	4	7	6
Motor vehicle accidents (E810-E823)	3	2	3	4	1	2	2	3	2	2	-	3	2	-	3	4
All other accidents (E800-E807, E825-E949)	4	2	10	1	1	6	11	6	-	1	2	-	2	4	4	2
Suicide (E950-E959)	1	1	-	4	1	2	1	-	-	-	3	1	-	-	1	-
Homicide (E960-E978)	-	-	-	1	-	1	1	-	-	1	-	1	-	3	2	1
All other external causes (E980-E999)	1	-	-	1	-	-	-	-	-	-	1	-	-	-	1	-

TABLE IX
RESIDENT BIRTHS, FETAL DEATHS (STILLBIRTHS), DEATHS, AND DEATHS BY 38 SELECTED CAUSES,
NUMBER FOR CITIES 2,500 - 10,000 POPULATION, OKLAHOMA, 1974

	Lindsay	Madill	Mangum	Marlow	Mustang	New Cordell	Nicoma Park	Nowata	Okemah	Owasso	Pauls Valley	Pawhuska	Perry	Poteau	Pryor	Purcell
Live births	54	35	51	57	86	33	15	52	43	95	91	57	85	105	114	82
Stillbirths	-	-	2	1	-	3	-	1	-	1	-	-	1	1	2	2
Total deaths, all causes	44	75	98	92	16	54	12	87	62	14	99	84	79	90	98	78
Deaths under 1 year	2	-	2	1	1	-	-	-	3	-	5	6	-	4	2	-
Deaths under 1 month	2	-	2	-	1	-	-	-	2	-	4	6	-	3	2	-
Enteritis and other diarrheal diseases (008,009)	-	-	-	-	-	-	-	-	-	-	1	-	-	-	-	-
Tuberculosis, all forms (010-019)	-	-	-	1	-	-	-	-	-	-	-	-	-	-	-	-
Syphilis and its sequelae (090-097)	-	-	-	-	-	-	-	-	-	-	-	-	-	-	-	-
Other infective and parasitic diseases (Remainder of 000-136)	-	1	1	1	-	-	-	-	-	-	-	-	1	-	-	1
Malignant neoplasms (140-209)	8	12	17	22	3	9	2	16	10	4	15	10	17	11	20	12
Diabetes mellitus (250)	-	1	1	2	-	2	-	1	1	-	1	-	2	1	1	3
Meningitis (320)	-	-	-	-	-	-	-	-	-	1	-	-	-	-	-	-
Major cardiovascular diseases (390-448)	21	50	55	46	4	30	8	59	35	4	55	52	44	54	53	44
Diseases of heart (390-398, 402, 404, 410-429)	15	29	39	35	2	19	6	32	28	3	41	36	29	39	30	23
Active rheumatic fever and chronic rheumatic heart disease (390-398)	-	1	-	-	-	-	-	-	-	-	-	-	-	-	-	-
Hypertensive heart disease with or without renal disease (402, 404)	-	1	-	1	-	1	-	-	-	-	-	1	3	-	-	-
Ischemic heart disease (410-414)	14	25	38	33	2	18	6	27	26	2	39	31	22	34	29	21
Chronic disease of endocardium and other myocardial insufficiency (424, 428)	-	-	-	-	-	-	-	-	-	-	-	-	-	-	1	-
All other forms of heart disease (420-423, 425-427, 429)	1	2	1	1	-	-	-	5	2	1	2	4	4	5	-	2
Hypertension (400, 401, 403)	-	1	-	-	-	3	-	-	1	-	1	1	-	-	-	-
Cerebrovascular disease (430-438)	4	15	11	4	1	4	1	21	3	-	12	10	8	14	14	17
Arteriosclerosis (440)	1	2	4	6	-	4	-	3	1	1	-	4	4	1	4	3
Other diseases of arteries, arterioles, and capillaries (441-448)	1	3	1	1	1	-	1	3	2	-	1	1	3	-	5	1
Acute bronchitis and bronchiolitis (466)	-	-	-	-	-	-	-	-	-	-	-	-	-	-	-	-
Influenza and pneumonia (470-474, 480-486)	1	2	9	5	-	1	-	2	4	-	1	-	-	5	4	5
Influenza (470-474)	-	-	1	1	-	-	-	-	1	-	-	-	-	-	-	-
Pneumonia (480-486)	1	2	8	4	-	1	-	2	3	-	1	-	-	5	4	5
Bronchitis, emphysema, and asthma (490-493)	1	1	-	-	-	3	-	-	-	-	-	-	1	1	1	-
Chronic and unqual. bronchitis (490, 491)	-	-	-	-	-	-	-	-	-	-	-	-	-	-	-	-
Emphysema (492)	1	1	-	-	-	3	-	-	-	-	-	-	1	1	1	-
Asthma (493)	-	-	-	-	-	-	-	-	-	-	-	-	-	-	-	-
Peptic ulcer (531-533)	-	-	-	1	-	-	-	-	2	-	-	1	1	-	-	1
Hernia and intestinal obstr. (550-553, 560)	-	-	-	1	-	-	-	-	-	-	-	-	-	-	-	-
Cirrhosis of liver (571)	-	-	1	1	-	1	-	-	-	-	1	-	1	1	3	-
Cholelithiasis, cholecystitis and cholangitis (574, 575)	1	-	-	1	-	-	-	-	1	-	-	-	-	-	-	1
Nephritis and nephrosis (580-584)	-	-	2	2	-	1	-	-	-	-	-	1	-	2	-	-
Infections of kidney (590)	-	1	-	-	-	-	-	-	1	-	-	-	1	-	1	2
Hyperplasia of prostate (600)	-	-	-	-	-	-	-	-	-	-	-	-	-	-	-	-
Congenital anomalies (740-759)	1	-	-	-	2	-	-	-	-	-	1	1	-	1	1	1
Certain causes of mortality in early infancy (760-769.2, 769.4-772, 774-778)	1	-	2	-	1	-	-	-	2	-	4	5	-	2	1	-
Symptoms and ill-defined conditions (780-796)	1	-	-	-	1	2	-	1	-	-	-	-	-	1	-	1
All other diseases (Residual)	4	4	7	5	-	2	-	4	3	4	8	8	3	5	9	5
Accidents (E800-E949)	4	2	3	3	3	1	1	1	1	1	9	3	8	6	3	2
Motor vehicle accidents (E810-E823)	2	-	-	-	3	-	-	1	1	-	4	-	2	2	1	1
All other accidents (E800-E807, E825-E949)	2	2	3	3	-	1	1	-	-	1	5	3	6	4	2	1
Suicide (E950-E959)	1	1	-	-	1	1	-	2	-	-	1	-	-	-	-	-
Homicide (E960-E978)	-	-	-	1	1	-	1	1	1	-	2	2	-	-	1	-
All other external causes (E980-E999)	-	-	-	-	-	1	-	-	1	-	-	1	-	-	-	-

TABLE IX
RESIDENT BIRTHS, FETAL DEATHS (STILLBIRTHS), DEATHS, AND DEATHS BY 38 SELECTED CAUSES,
NUMBER FOR CITIES 2,500 - 10,000 POPULATION, OKLAHOMA, 1974

	Sallisaw	Sayre	Seminole	Sklatook	Spencer	Stroud	Sulphur	Tahlequah	Tecumseh	The Village	Tishomingo	Tonkawa	Vinita	Wagoner	Walters	Warr Acres
Live births	96	43	104	50	134	47	68	153	54	4	45	44	80	89	32	-
Stillbirths	-	1	-	1	4	-	1	-	-	-	-	2	2	-	2	-
Total deaths, all causes	77	75	132	49	49	53	95	79	54	3	54	46	116	101	47	2
Deaths under 1 year	2	-	-	-	4	2	1	2	1	-	1	2	2	-	-	-
Deaths under 1 month	1	-	-	-	2	2	-	2	1	-	1	2	2	-	-	-
Enteritis and other diarrheal diseases (008,009)	-	-	1	-	-	-	-	-	-	-	-	-	-	-	-	-
Tuberculosis, all forms (010-019)	-	-	-	-	-	-	-	-	-	-	1	-	-	-	-	-
Syphilis and its sequelae (090-097)	-	-	-	-	-	-	-	-	-	-	-	-	-	-	-	-
Other infective and parasitic diseases (Remainder of 000-136)	-	-	-	1	1	-	1	-	1	-	-	-	-	-	-	-
Malignant neoplasms (140-209)	16	4	23	12	4	5	15	11	10	-	10	10	24	17	10	1
Diabetes mellitus (250)	2	1	-	-	1	-	1	-	-	-	-	-	1	6	-	-
Meningitis (320)	-	-	-	-	-	-	-	-	-	-	-	-	-	-	-	-
Major cardiovascular diseases (390-448)	41	46	86	29	28	40	56	39	33	1	34	26	57	59	23	-
Diseases of heart (390-398, 402, 404, 410-429)	31	35	76	15	18	36	41	33	22	1	32	16	32	43	18	-
Active rheumatic fever and chronic rheumatic heart disease (390-398)	-	1	1	-	1	-	2	1	-	-	-	-	1	-	-	-
Hypertensive heart disease with or without renal disease (402, 404)	2	-	1	-	-	1	-	1	-	-	-	-	-	2	-	-
Ischemic heart disease (410-414)	28	31	74	13	15	25	34	30	21	1	32	16	30	38	15	-
Chronic disease of endocardium and other myocardial insufficiency (424, 428)	-	-	-	-	-	-	-	-	-	-	-	-	-	1	-	-
All other forms of heart disease (420-423, 425-427, 429)	1	3	-	2	2	10	5	1	1	-	-	-	1	2	3	-
Hypertension (400, 401, 403)	-	-	-	-	-	-	-	-	-	-	-	-	1	-	-	-
Cerebrovascular disease (430-438)	9	6	8	11	9	3	5	6	10	-	1	10	17	13	4	-
Arteriosclerosis (440)	1	4	2	3	1	1	8	-	-	-	1	-	5	1	-	-
Other diseases of arteries, arterioles, and capillaries (441-448)	-	1	-	-	-	-	2	-	1	-	-	-	2	2	1	-
Acute bronchitis and bronchiolitis (466)	-	-	-	-	-	-	-	-	-	-	-	-	-	-	-	-
Influenza and pneumonia (470-474, 480-486)	2	-	4	-	2	1	1	3	3	-	-	1	9	2	2	-
Influenza (470-474)	-	-	1	-	-	-	-	-	-	-	-	-	-	-	-	-
Pneumonia (480-486)	2	-	3	-	2	1	1	3	3	-	-	1	9	2	2	-
Bronchitis, emphysema, and asthma (490-493)	1	-	1	1	-	-	-	-	-	-	-	-	1	4	-	-
Chronic and unqual. bronchitis (490, 491)	-	-	1	-	-	-	-	-	-	-	-	-	-	-	-	-
Emphysema (492)	1	-	-	1	-	-	-	-	-	-	-	-	1	3	-	-
Asthma (493)	-	-	-	-	-	-	-	-	-	-	-	-	-	1	-	-
Peptic ulcer (531-533)	1	-	-	1	-	-	-	1	1	-	-	-	-	-	-	-
Hernia and intestinal obstr. (550-553, 560)	-	-	-	-	1	-	3	-	-	-	-	-	-	-	-	-
Cirrhosis of liver (571)	-	1	1	-	-	-	2	1	-	-	1	-	1	-	-	-
Cholelithiasis, cholecystitis and cholangitis (574, 575)	-	-	-	-	-	-	-	-	-	-	-	-	-	-	-	-
Nephritis and nephrosis (580-584)	3	1	-	-	1	-	-	1	1	-	-	-	-	1	-	-
Infections of kidney (590)	-	-	-	-	-	-	-	2	-	-	-	-	4	1	-	-
Hyperplasia of prostate (600)	-	-	-	-	-	-	-	-	-	-	-	-	-	-	-	-
Congenital anomalies (740-759)	1	-	-	-	-	1	1	2	-	-	1	-	1	-	-	-
Certain causes of mortality in early infancy (760-769.2, 769.4-772, 774-778)	-	-	-	-	1	1	-	-	1	-	-	2	1	-	-	-
Symptoms and ill-defined conditions (780-796)	-	12	1	-	-	1	2	1	-	-	2	-	2	-	4	-
All other diseases (Residual)	6	7	5	1	2	1	8	7	2	-	1	1	6	4	6	-
Accidents (E800-E949)	3	2	6	4	5	2	5	9	-	2	4	4	8	6	1	-
Motor vehicle accidents (E810-E823)	1	1	2	3	4	-	3	3	-	-	2	1	5	4	1	-
All other accidents (E800-E807, E825-E949)	2	1	4	1	1	2	2	6	-	2	2	3	3	2	-	-
Suicide (E950-E959)	1	-	2	-	1	-	-	-	1	-	-	2	-	1	1	1
Homicide (E960-E978)	-	-	2	-	2	1	-	-	1	-	-	-	-	-	-	-
All other external causes (E980-E999)	-	1	-	-	-	-	-	2	-	-	-	-	1	-	-	-

TABLE IX
RESIDENT BIRTHS, FETAL DEATHS (STILLBIRTHS), DEATHS, AND DEATHS BY 38 SELECTED CAUSES,
NUMBER FOR CITIES 2,500 - 10,000 POPULATION, OKLAHOMA, 1974

	Watonga	Weatherford	Wewoka	Wilburton	Woodward	Yukon
Live births	71	130	69	42	185	270
Stillbirths	-	1	-	1	-	4
Total deaths, all causes	60	55	101	34	125	86
Deaths under 1 year	-	2	1	1	7	8
Deaths under 1 month	-	1	-	1	4	7
Enteritis and other diarrheal diseases (008,009)	1	-	-	-	1	-
Tuberculosis, all forms (010-019)	-	-	-	-	-	-
Syphilis and its sequelae (090-097)	-	-	-	-	-	-
Other infective and parasitic diseases (Remainder of 000-136)	1	-	1	-	-	1
Malignant neoplasms (140-209)	17	10	19	3	19	18
Diabetes mellitus (250)	-	1	4	1	-	1
Meningitis (320)	-	-	-	-	-	-
Major cardiovascular diseases (390-448)	20	23	65	18	62	40
Diseases of heart (390-398, 402, 404, 410-429)	13	16	48	11	53	26
Active rheumatic fever and chronic rheumatic heart disease (390-398)	-	-	-	-	1	-
Hypertensive heart disease with or without renal disease (402, 404)	-	-	4	-	1	-
Ischemic heart disease (410-414)	13	16	44	11	47	24
Chronic disease of endocardium and other myocardial insufficiency (424, 428)	-	-	-	-	-	-
All other forms of heart disease (420-423, 425-427, 429)	-	-	-	-	4	2
Hypertension (400, 401, 403)	-	-	-	1	-	-
Cerebrovascular disease (430-438)	6	6	14	5	5	10
Arteriosclerosis (440)	-	-	2	1	4	2
Other diseases of arteries, arterioles, and capillaries (441-448)	1	1	1	-	-	2
Acute bronchitis and bronchiolitis (466)	-	-	-	-	-	-
Influenza and pneumonia (470-474, 480-486)	3	6	2	-	5	2
Influenza (470-474)	-	1	1	-	-	-
Pneumonia (480-486)	3	5	1	-	5	2
Bronchitis, emphysema, and asthma (490-493)	1	1	2	1	1	-
Chronic and unqual. bronchitis (490, 491)	-	-	1	-	-	-
Emphysema (492)	1	1	-	1	1	-
Asthma (493)	-	-	1	-	-	-
Peptic ulcer (531-533)	2	-	-	-	1	-
Hernia and intestinal obstr. (550-553, 560)	-	-	-	-	2	1
Cirrhosis of liver (571)	2	1	1	-	1	1
Cholelithiasis, cholecystitis and cholangitis (574, 575)	-	-	-	-	-	-
Nephritis and nephrosis (580-584)	-	1	-	-	1	-
Infections of kidney (590)	4	1	-	1	1	-
Hyperplasia of prostate (600)	-	-	-	-	-	-
Congenital anomalies (740-759)	-	-	1	-	2	1
Certain causes of mortality in early infancy (760-769.2, 769.4-772, 774-778)	-	1	-	1	3	5
Symptoms and ill-defined conditions (780-796)	-	2	-	1	2	1
All other diseases (Residual)	6	4	3	7	8	5
Accidents (E800-E949)	3	4	3	1	13	7
Motor vehicle accidents (E810-E823)	2	-	2	-	7	4
All other accidents (E800-E807, E825-E949)	1	4	1	1	6	3
Suicide (E950-E959)	-	-	-	-	3	1
Homicide (E960-E978)	-	-	-	-	-	2
All other external causes (E980-E999)	-	-	-	-	-	-

TABLE X
RESIDENT BIRTHS BY COUNTY, RACE AND SEX, OKLAHOMA, 1974

COUNTY	ALL RACES			WHITE			NEGRO			INDIAN		
	Total	Male	Female	Total	Male	Female	Total	Male	Female	Total	Male	Female
ENTIRE STATE	42,363	21,867	20,496	34,964	18,067	16,897	4,130	2,099	2,031	3,269	1,701	1,568
Adair	327	183	144	178	88	90	-	-	-	149	95	54
Alfalfa	81	32	49	80	32	48	-	-	-	1	-	1
Atoka	163	79	84	133	62	71	15	7	8	15	10	5
Beaver	74	42	32	73	42	31	-	-	-	1	-	1
Beckham	251	142	109	232	131	101	12	7	5	7	4	3
Blaine	175	82	93	130	63	67	17	4	13	28	15	13
Bryan	386	200	186	346	176	170	11	9	2	29	15	14
Caddo	443	238	205	294	164	130	23	10	13	126	64	62
Canadian	647	325	322	593	298	295	20	8	12	34	19	15
Carter	665	356	309	553	306	247	79	35	44	33	15	18
Cherokee	410	227	183	241	131	110	4	1	3	165	95	70
Choctaw	225	115	110	153	81	72	46	18	28	26	16	10
Cimmaron	67	33	34	67	33	34	-	-	-	-	-	-
Cleveland	1,352	684	668	1,284	648	636	19	11	8	49	25	24
Coal	70	33	37	61	30	31	-	-	-	9	3	6
Comanche	2,391	1,223	1,168	1,919	995	924	337	160	177	135	68	67
Cotton	75	35	40	63	29	34	2	-	2	10	6	4
Craig	168	81	87	148	71	77	5	-	5	15	10	5
Creek	720	371	349	633	324	309	37	20	17	50	27	23
Custer	341	173	168	283	140	143	21	12	9	37	21	16
Delaware	273	140	133	184	102	82	-	-	-	89	38	51
Dewey	50	26	24	44	23	21	-	-	-	6	3	3
Ellis	73	43	30	73	43	30	-	-	-	-	-	-
Garfield	921	450	471	849	410	439	57	32	25	15	8	7
Garvin	348	167	181	320	155	165	16	7	9	12	5	7
Grady	460	242	218	416	215	201	30	21	9	14	6	8
Grant	66	26	40	66	26	40	-	-	-	-	-	-
Greer	81	47	34	67	38	29	13	9	4	1	-	1
Harmon	61	32	29	48	28	20	10	3	7	3	1	2
Harper	74	35	39	74	35	39	-	-	-	-	-	-
Haskell	140	74	66	128	69	59	1	-	1	11	5	6
Hughes	169	82	87	114	58	56	6	5	1	49	19	30
Jackson	697	339	358	619	299	320	72	38	34	6	2	4
Jefferson	102	46	56	101	46	55	-	-	-	1	-	1
Johnston	123	55	68	104	46	58	4	3	1	15	6	9
Kay	656	356	300	583	315	268	18	9	9	55	32	23
Kingfisher	190	94	96	178	86	92	5	5	-	7	3	4
Kiowa	179	96	83	139	78	61	24	9	15	16	9	7
Latimer	130	68	62	93	47	46	6	4	2	31	17	14
LeFlore	557	290	267	492	260	232	18	5	13	47	25	22
Lincoln	287	144	143	259	126	133	14	9	5	14	9	5
Logan	250	131	119	193	102	91	52	27	25	5	2	3
Love	99	59	40	89	54	35	3	1	2	7	4	3
McClain	248	116	132	236	110	126	6	4	2	6	2	4
McCurtain	675	316	359	469	223	246	107	52	55	99	41	58
McIntosh	166	86	80	108	57	51	23	10	13	35	19	16
Major	114	65	49	113	64	49	-	-	-	1	1	-
Marshall	93	51	42	83	44	39	3	3	-	7	4	3
Mayes	400	225	175	278	157	121	1	-	1	121	68	53
Murray	124	69	55	107	56	51	5	4	1	12	9	3
Muskogee	960	502	458	711	378	333	172	90	82	77	34	43
Noble	161	76	85	144	68	76	7	2	5	10	6	4
Nowata	129	67	62	112	53	59	10	7	3	7	7	-
Okfuskee	169	90	79	100	56	44	24	10	14	45	24	21
Oklahoma	9,852	5,150	4,702	7,804	4,088	3,716	1,563	811	752	485	251	234
Okmulgee	505	270	235	371	199	172	72	41	31	62	30	32
Osage	358	199	159	279	156	123	20	11	9	59	32	27
Ottawa	456	232	224	397	201	196	-	-	-	59	31	28
Pawnee	173	90	83	146	76	70	6	3	3	21	11	10
Payne	656	337	319	622	324	298	19	8	11	15	5	10
Pittsburg	522	273	249	442	231	211	30	18	12	50	24	26
Pontotoc	378	209	169	335	185	150	13	7	6	30	17	13
Pottawatomie	651	328	323	542	279	263	23	10	13	86	39	47
Pushmataha	150	77	73	130	65	65	1	1	-	19	11	8
Roger Mills	52	31	21	48	29	19	-	-	-	4	2	2
Rogers	464	245	219	362	189	173	6	2	4	96	54	42
Seminole	359	183	176	235	120	115	29	13	16	95	50	45
Sequoyah	444	213	231	354	179	175	17	9	8	73	25	48
Stephens	457	231	226	430	216	214	13	8	5	14	7	7
Texas	333	177	156	331	176	155	-	-	-	2	1	1
Tillman	182	96	86	143	76	67	34	16	18	5	4	1
Tulsa	6,672	3,417	3,255	5,488	2,811	2,677	880	441	439	304	165	139
Wagoner	370	182	188	331	160	171	22	13	9	17	9	8
Washington	548	293	255	502	265	237	25	14	11	21	14	7
Washita	137	77	60	133	75	58	1	1	-	3	1	2
Woods	128	66	62	124	65	59	1	1	-	3	-	3
Woodward	260	132	128	257	131	126	-	-	-	3	1	2

TABLE XI
RESIDENT DEATHS BY COUNTY, RACE AND SEX, OKLAHOMA, 1974

COUNTY	ALL RACES			WHITE			NEGRO			INDIAN		
	Total	Male	Female	Total	Male	Female	Total	Male	Female	Total	Male	Female
ENTIRE STATE	27,228	15,118	12,110	24,541	13,629	10,912	1,923	1,049	874	764	440	324
Adair	170	92	78	134	72	62	-	-	-	36	20	16
Alfalfa	102	54	48	102	54	48	-	-	-	-	-	-
Atoka	126	71	55	112	61	51	8	5	3	6	5	1
Beaver	56	31	25	56	31	25	-	-	-	-	-	-
Beckham	272	134	138	266	133	133	4	1	3	2	-	2
Blaine	212	112	100	184	95	89	13	8	5	15	9	6
Bryan	342	197	145	335	194	141	3	1	2	4	2	2
Caddo	364	199	165	297	162	135	9	5	4	58	32	26
Canadian	320	178	142	307	171	136	11	5	6	2	2	-
Carter	517	291	226	450	248	202	52	33	19	15	10	5
Cherokee	207	132	75	182	119	63	1	1	-	24	12	12
Choctaw	261	145	116	210	115	95	42	24	18	9	6	3
Cimmaron	51	32	19	51	32	19	-	-	-	-	-	-
Cleveland	503	263	240	496	257	239	2	2	-	5	4	1
Coal	75	46	29	69	43	26	2	2	-	4	1	3
Comanche	618	360	258	528	301	227	63	42	21	27	17	10
Cotton	99	55	44	94	52	42	1	-	1	4	3	1
Craig	201	120	81	193	116	77	5	3	2	3	1	2
Creek	530	284	246	475	255	220	39	19	20	16	10	6
Custer	243	154	89	221	141	80	10	5	5	12	8	4
Delaware	230	145	85	199	128	71	-	-	-	31	17	14
Dewey	78	37	41	74	36	38	-	-	-	4	1	3
Ellis	75	42	33	75	42	33	-	-	-	-	-	-
Garfield	604	326	278	581	313	268	23	13	10	-	-	-
Garvin	348	199	149	331	190	141	12	6	6	5	3	2
Grady	364	188	176	337	176	161	26	12	14	1	-	1
Grant	97	57	40	97	57	40	-	-	-	-	-	-
Greer	131	74	57	123	70	53	8	4	4	-	-	-
Harmon	68	36	32	66	35	31	2	1	1	-	-	-
Harper	59	33	26	58	33	25	-	-	-	1	-	1
Haskell	140	86	54	138	85	53	2	1	1	-	-	-
Hughes	205	113	92	180	98	82	6	1	5	19	14	5
Jackson	251	148	103	233	137	96	15	9	6	3	2	1
Jefferson	127	67	60	125	66	59	1	-	1	1	1	-
Johnston	126	62	64	111	57	54	6	2	4	9	3	6
Kay	576	291	285	547	273	274	13	8	5	16	10	6
Kingfisher	158	98	60	144	90	54	8	5	3	6	3	3
Kiowa	171	98	73	159	90	69	8	5	3	4	3	1
Latimer	87	49	38	82	47	35	2	1	1	3	1	2
LeFlore	414	255	159	394	242	152	10	7	3	10	6	4
Lincoln	311	171	140	303	165	138	7	5	2	1	1	-
Logan	272	141	131	240	124	116	31	17	14	1	-	1
Love	75	51	24	70	48	22	2	1	1	3	2	1
McClain	178	115	63	169	109	60	7	4	3	2	2	-
McCurtain	400	229	171	313	180	133	65	36	29	22	13	9
McIntosh	188	103	85	157	84	73	19	14	5	12	5	7
Major	97	51	46	97	51	46	-	-	-	-	-	-
Marshall	140	78	62	134	75	59	2	2	-	4	1	3
Mayes	288	182	106	263	165	98	-	-	-	25	17	8
Murray	194	117	77	188	112	76	3	2	1	3	3	-
Muskogee	798	419	379	619	336	283	169	76	93	10	7	3
Noble	125	70	55	109	60	49	6	5	1	10	5	5
Nowata	153	74	79	145	69	76	8	5	3	-	-	-
Okfuskee	159	81	78	124	61	63	23	13	10	12	7	5
Oklahoma	4,618	2,593	2,025	4,083	2,278	1,805	498	291	207	37	24	13
Okmulgee	486	262	224	375	211	164	81	37	44	30	14	16
Osage	341	187	154	300	166	134	11	4	7	30	17	13
Ottawa	381	196	185	370	190	180	-	-	-	11	6	5
Pawnee	179	99	80	156	87	69	1	-	1	22	12	10
Payne	422	221	201	399	211	188	17	8	9	6	2	4
Pittsburg	442	259	183	406	240	166	27	13	14	9	6	3
Pontotoc	348	203	145	334	195	139	9	4	5	5	4	1
Pottawatomie	567	308	259	528	287	241	17	8	9	22	13	9
Pushmataha	125	77	48	112	72	40	1	-	1	12	5	7
Roger Mills	44	26	18	39	23	16	-	-	-	5	3	2
Rogers	258	140	118	243	130	113	6	3	3	9	7	2
Seminole	388	215	173	301	174	127	43	17	26	44	24	20
Sequoyah	260	143	117	237	133	104	12	4	8	11	6	5
Stephens	439	248	191	421	235	186	15	11	4	3	2	1
Texas	142	83	59	141	83	58	-	-	-	1	-	1
Tillman	163	91	72	142	76	66	20	14	6	1	1	-
Tulsa	3,519	1,884	1,635	3,123	1,669	1,454	366	199	167	30	16	14
Wagoner	239	134	105	201	112	89	31	17	14	7	5	2
Washington	416	231	185	391	220	171	19	8	11	6	3	3
Washita	152	86	66	152	86	66	-	-	-	-	-	-
Woods	145	84	61	144	83	61	-	-	-	1	1	-
Woodward	198	112	86	196	112	84	-	-	-	2	-	2

TABLE XII
RESIDENT DEATHS BY COUNTY AND AGE, OKLAHOMA, 1974

COUNTY	AGE														
	Total	-1	1-4	5-9	10-14	15-19	20-24	25-34	35-44	45-54	55-64	65-74	75-84	85+	Unknown
ENTIRE STATE	27,228	738	156	91	106	294	313	524	797	1,937	3,821	6,401	7,324	4,700	26
Adair	170	8	1	-	2	-	4	3	8	10	28	35	45	26	-
Alfalfa	102	2	-	-	-	-	-	2	-	7	14	21	38	18	-
Atoka	126	4	3	1	2	2	-	3	6	8	15	25	39	18	-
Beaver	56	-	1	-	1	1	-	-	1	3	10	12	14	13	-
Beckham	272	3	1	-	-	3	3	5	3	13	35	56	74	76	-
Blaine	212	5	1	1	-	1	1	3	2	11	30	46	66	44	1
Bryan	342	6	-	-	1	-	4	2	8	21	43	79	115	63	-
Caddo	364	15	4	1	-	3	2	10	14	27	49	85	88	66	-
Canadian	320	14	3	1	2	7	6	11	13	21	28	69	92	53	-
Carter	517	14	5	2	-	6	6	10	3	28	70	133	151	89	-
Cherokee	207	6	2	-	2	4	1	7	4	13	31	57	52	28	-
Choctaw	261	5	1	-	2	1	2	3	7	15	37	74	59	55	-
Cimarron	51	2	2	-	-	-	-	1	1	6	7	5	13	14	-
Cleveland	503	16	5	4	2	7	14	12	21	43	73	87	123	96	-
Coal	75	-	-	-	-	2	1	1	4	4	9	21	20	13	-
Comanche	618	42	6	5	8	9	15	20	29	55	103	136	119	71	-
Cotton	99	-	1	-	-	4	2	-	1	6	8	18	34	25	-
Craig	201	4	1	1	1	2	-	1	5	12	27	51	63	33	-
Creek	530	12	1	1	2	1	6	4	22	42	69	122	159	89	-
Custer	243	9	3	-	1	2	1	5	9	12	37	55	58	51	-
Delaware	230	2	3	1	1	1	3	5	4	12	37	61	70	30	-
Dewey	78	-	-	-	-	-	-	2	1	6	12	13	23	21	-
Ellis	75	-	1	-	-	1	-	3	-	2	15	14	22	17	-
Garfield	604	10	5	2	1	1	6	9	10	36	93	136	181	114	-
Garvin	348	15	2	1	3	8	5	5	4	23	42	70	87	82	1
Grady	364	8	-	-	-	1	1	8	7	24	42	89	117	66	1
Grant	97	-	-	-	-	-	-	-	4	4	11	24	28	26	-
Greer	131	3	1	-	-	-	1	1	2	2	10	32	38	41	-
Harmon	68	-	-	1	-	-	-	-	-	2	9	21	17	17	1
Harper	59	1	-	1	-	-	-	1	2	2	8	15	19	10	-
Haskell	140	1	-	-	1	1	-	-	5	7	15	44	38	28	-
Hughes	205	2	-	-	1	-	-	2	-	11	20	63	52	52	2
Jackson	251	8	2	4	4	2	1	5	12	20	24	58	67	44	-
Jefferson	127	4	-	-	-	-	-	3	2	8	24	24	40	21	1
Johnston	126	1	-	2	-	4	-	-	2	10	18	35	37	17	-
Kay	576	13	1	-	-	9	6	11	14	42	62	143	165	109	1
Kingfisher	158	5	-	-	-	3	4	3	5	11	13	38	40	35	1
Kiowa	171	4	2	-	-	2	2	-	4	6	24	44	48	35	-
Latimer	87	1	-	1	-	1	1	1	2	3	11	23	30	13	-
LeFlore	414	10	1	3	-	6	2	4	18	22	55	100	124	69	-
Lincoln	311	8	-	-	2	5	3	5	5	13	43	76	88	63	-
Logan	272	3	-	-	1	1	2	2	5	16	36	62	80	63	1
Love	75	3	-	1	1	-	1	-	2	5	5	20	26	11	-
McClain	178	6	-	3	2	1	1	3	4	13	18	50	44	33	-
McCurtain	400	9	4	3	1	11	2	10	10	40	51	106	84	69	-
McIntosh	188	3	-	-	-	-	-	3	5	8	20	59	45	45	-
Major	97	4	-	-	-	1	-	3	2	6	3	26	34	18	-
Marshall	140	-	-	-	-	2	-	3	4	5	21	43	40	22	-
Mayes	288	8	-	1	1	3	2	3	9	22	39	79	77	44	-
Murray	194	3	-	-	-	-	3	4	1	14	22	53	62	32	-
Muskogee	798	14	5	6	2	9	4	16	14	46	102	191	217	172	-
Noble	125	-	-	-	-	2	1	2	3	4	21	28	38	26	-
Nowata	153	3	1	-	-	2	-	-	3	5	18	44	51	26	-
Okfuskee	159	4	3	-	-	2	1	3	3	11	20	43	40	29	-
Oklahoma	4,618	188	33	15	30	68	79	105	174	446	754	1,035	1,044	634	13
Okmulgee	486	10	1	-	-	3	4	6	12	23	76	113	149	87	2
Osage	341	8	-	1	2	2	5	3	9	16	61	73	109	52	-
Ottawa	381	8	-	-	1	1	3	6	8	22	52	113	100	67	-
Pawnee	179	5	-	1	-	4	2	3	7	12	21	42	56	26	-
Payne	422	11	2	1	1	3	6	6	9	23	40	88	132	100	-
Pittsburgh	442	13	-	-	-	5	6	10	15	31	63	104	126	69	-
Pontotoc	348	5	-	-	-	8	2	8	13	22	40	80	108	62	-
Pottawatomie	567	12	2	-	-	4	6	8	18	37	66	131	164	119	-
Pushmataha	125	-	-	1	-	1	3	3	2	7	15	35	37	21	-
Roger Mills	44	1	1	-	-	1	2	1	2	-	9	15	7	5	-
Rogers	258	11	3	-	3	1	3	7	8	13	41	63	62	43	-
Seminole	388	4	1	1	-	-	5	5	11	28	66	102	98	66	1
Sequoyah	260	6	1	-	-	2	1	8	8	17	30	63	75	49	-
Stephens	439	6	2	3	-	5	8	2	13	25	73	110	115	77	-
Texas	142	11	2	1	1	5	2	3	8	12	14	33	28	22	-
Tillman	163	4	1	-	3	1	1	4	2	16	12	42	40	37	-
Tulsa	3,519	95	30	17	14	35	45	88	125	302	556	785	920	507	-
Wagoner	239	1	1	-	-	2	3	5	3	17	31	67	75	34	-
Washington	416	5	1	1	1	3	5	7	9	23	62	89	133	77	-
Washita	152	1	1	1	1	2	1	2	-	6	13	35	53	36	-
Woods	145	3	-	-	1	1	1	2	1	8	13	37	48	30	-
Woodward	198	7	2	1	1	3	-	9	11	13	26	32	54	39	-

TABLE XIII
RESIDENT DEATHS BY 38 SELECTED CAUSES BY MONTH OF DEATH,
OKLAHOMA, 1974

	MONTH												
	Total	Jan.	Feb.	March	April	May	June	July	Aug.	Sept.	Oct.	Nov.	Dec.
Total deaths, all causes	27,228	2,490	2,284	2,390	2,265	2,158	2,225	2,248	2,193	2,154	2,190	2,123	2,508
Enteritis and other diarrheal diseases (008,009)	44	5	4	3	7	2	1	2	4	1	4	5	6
Tuberculosis, all forms (010-019)	54	2	5	4	6	6	3	4	6	9	4	4	1
Syphilis and its sequelae (090-097)	5	-	-	-	1	-	-	-	1	1	-	-	2
Other infective and parasitic diseases (Remainder of 000-136)	145	12	15	10	13	13	11	17	5	15	14	11	9
Malignant neoplasms (140-209)	4,789	406	370	406	385	383	438	393	419	390	416	365	418
Diabetes mellitus (250)	413	31	33	42	36	38	31	34	31	27	31	36	43
Meningitis (320)	26	3	-	6	1	1	-	3	2	1	-	5	4
Major cardiovascular diseases (390-448)	14,545	1,404	1,204	1,331	1,240	1,140	1,160	1,166	1,122	1,138	1,125	1,108	1,407
Diseases of heart (390-398, 402, 404, 410-429)	10,182	957	832	953	899	810	836	835	763	785	787	756	969
Active rheumatic fever and chronic rheumatic heart disease (390-398)	115	13	6	14	14	6	4	10	9	12	7	5	15
Hypertensive heart disease with or without renal disease (402,404)	205	22	21	16	14	16	16	17	14	18	17	13	21
Ischemic heart disease (410-414)	9,113	847	752	849	818	726	757	739	668	705	699	685	868
Chronic disease of endocardium and other myocardial insufficiency (424, 428)	51	8	5	1	4	7	2	3	5	1	3	3	9
All other forms of heart disease (420-423, 425-427, 429)	698	67	48	73	49	55	57	66	67	49	61	50	56
Hypertension (400, 401, 403)	98	13	12	9	8	9	8	5	3	6	7	4	14
Cerebrovascular disease (430-438)	3,371	355	281	293	254	251	246	247	279	272	263	277	353
Arteriosclerosis (440)	528	48	49	50	50	36	40	54	44	40	40	37	40
Other diseases of arteries, arterioles, and capillaries (441-448)	366	31	30	26	29	34	30	25	33	35	28	34	31
Acute bronchitis and bronchiolitis (466)	9	3	-	1	1	-	1	-	1	-	-	1	1
Influenza and pneumonia (470-474, 480-486)	851	96	122	88	69	68	50	55	46	51	55	59	92
Influenza (470-474)	45	4	18	10	2	3	-	-	-	1	-	1	6
Pneumonia (480-486)	806	92	104	78	67	65	50	55	46	50	55	58	86
Bronchitis, emphysema, and asthma (490-493)	320	29	30	30	31	21	28	25	12	28	24	27	35
Chronic and unqual. bronchitis (490, 491)	43	1	5	3	4	3	2	6	2	6	4	2	5
Emphysema (492)	257	26	23	26	24	16	25	18	10	20	18	23	28
Asthma (493)	20	2	2	1	3	2	1	1	-	2	2	2	2
Peptic ulcer (531-533)	122	9	9	12	13	12	9	7	10	14	10	8	9
Hernia and intestinal obstr. (550-553, 560)	108	7	9	13	4	11	8	13	13	6	8	9	7
Cirrhosis of liver (571)	352	37	31	24	23	24	30	38	35	33	22	29	26
Cholelithiasis, cholecystitis and cholangitis (574, 575)	49	3	2	10	5	3	3	5	1	8	3	3	3
Nephritis and nephrosis (580-584)	148	16	15	8	15	9	8	16	11	15	12	11	12
Infections of kidney (590)	121	11	10	12	6	14	7	11	9	5	11	13	12
Hyperplasia of prostate (600)	10	1	-	1	2	-	1	1	1	1	1	1	-
Congenital anomalies (740-759)	178	11	14	17	14	12	8	13	16	15	10	21	27
Certain causes of mortality in early infancy (760-769.2, 769.4-772, 774-778)	410	24	33	24	28	42	25	44	46	44	39	32	29
Symptoms and ill-defined conditions (780-796)	324	16	36	24	29	17	29	31	30	18	39	30	25
All other diseases (Residual)	1,858	174	180	176	158	138	150	129	144	129	156	162	162
Accidents (E800-E949)	1,613	133	115	83	118	145	161	164	158	121	145	145	125
Motor vehicle accidents (E810-E823)	764	52	47	36	47	71	65	74	86	62	79	85	60
All other accidents (E800-E807, E825-E949)	849	81	68	47	71	74	96	90	72	59	66	60	65
Suicide (E950-E959)	388	35	23	32	35	36	36	35	41	37	30	21	27
Homicide (E960-E978)	282	18	19	28	19	19	24	37	22	36	26	14	20
All other external causes (E980-E999)	64	4	5	5	6	4	3	5	7	11	5	3	6

TABLE XIV
RESIDENT DEATHS BY 38 SELECTED CAUSES BY AGE BY RACE AND SEX
OKLAHOMA, 1974

CAUSE OF DEATH	All Ages											
	Total			White			Negro			Indian		
	Total	Male	Female	Total	Male	Female	Total	Male	Female	Total	Male	Female
Total deaths, all causes	27,228	15,118	12,110	24,541	13,629	10,912	1,923	1,049	874	764	440	324
Enteritis and other diarrheal diseases (008,009)	44	18	26	37	16	21	2	-	2	5	2	3
Tuberculosis, all forms (010-019)	54	39	15	41	32	9	6	3	3	7	4	3
Syphilis and its sequelae (090-097)	5	4	1	4	3	1	1	1	-	-	-	-
Other infective and parasitic diseases (Remainder of 000-136)	145	86	59	127	72	55	10	7	3	8	7	1
Malignant neoplasms (140-209)	4,789	2,645	2,144	4,378	2,422	1,956	311	174	137	100	49	51
Diabetes mellitus (250)	413	147	266	328	114	214	50	13	37	35	20	15
Meningitis (320)	26	14	12	19	11	8	3	2	1	4	1	3
Major cardiovascular diseases (390-448)	14,545	7,680	6,865	13,278	7,028	6,250	946	471	475	321	181	140
Diseases of heart (390-398, 402, 404, 410-429)	10,182	5,755	4,427	9,282	5,269	4,013	662	339	323	238	147	91
Active rheumatic fever and chronic rheumatic heart disease (390-398)	115	54	61	96	44	52	12	6	6	7	4	3
Hypertensive heart disease with or without renal disease (402,404)	205	95	110	174	84	90	24	9	15	7	2	5
Ischemic heart disease (410-414)	9,113	5,232	3,881	8,352	4,804	3,548	559	297	262	202	131	71
Chronic disease of endocardium and other myocardial insufficiency (424, 428)	51	22	29	47	20	27	3	1	2	1	1	-
All other forms of heart disease (420-423, 425-427, 429)	698	352	346	613	317	296	64	26	38	21	9	12
Hypertension (400, 401, 403)	98	44	54	81	38	43	11	4	7	6	2	4
Cerebrovascular disease (430-438)	3,371	1,456	1,915	3,082	1,326	1,756	227	103	124	62	27	35
Arteriosclerosis (440)	528	223	305	487	202	285	28	16	12	13	5	8
Other diseases of arteries, arterioles, and capillaries (441-448)	366	202	164	346	193	153	18	9	9	2	-	2
Acute bronchitis and bronchiolitis (466)	9	7	2	9	7	2	-	-	-	-	-	-
Influenza and pneumonia (470-474, 480-486)	851	460	391	762	396	366	61	42	19	28	22	6
Influenza (470-474)	45	17	28	43	16	27	1	1	-	1	-	1
Pneumonia (480-486)	806	443	363	719	380	339	60	41	19	27	22	5
Bronchitis, emphysema, and asthma (490-493)	320	253	67	303	240	63	14	10	4	3	3	-
Chronic and unqual. bronchitis (490, 491)	43	29	14	38	27	11	3	-	3	2	2	-
Emphysema (492)	257	216	41	246	206	40	10	9	1	1	1	-
Asthma (493)	20	8	12	19	7	12	1	1	-	-	-	-
Peptic ulcer (531-533)	122	73	49	109	67	42	9	5	4	4	1	3
Hernia and intestinal obstr. (550-553, 560)	108	49	59	102	47	55	5	2	3	1	-	1
Cirrhosis of liver (571)	352	234	118	293	200	93	24	14	10	35	20	15
Cholelithiasis, cholecystitis and cholangitis (574, 575)	49	21	28	41	18	23	3	-	3	5	3	2
Nephritis and nephrosis (580-584)	148	78	70	114	61	53	26	13	13	8	4	4
Infections of kidney (590)	121	62	59	107	53	54	11	8	3	3	1	2
Hyperplasia of prostate (600)	10	10	-	10	10	-	-	-	-	-	-	-
Congenital anomalies (740-759)	178	101	77	159	91	68	13	6	7	6	4	2
Certain causes of mortality in early infancy (760-769.2, 769.4-772, 774-778)	410	241	169	344	197	147	57	38	19	9	6	3
Symptoms and ill-defined conditions (780-796)	324	171	153	274	142	132	37	23	14	13	6	7
All other diseases (Residual)	1,858	1,047	811	1,679	958	721	122	64	58	57	25	32
Accidents (E800-E949)	1,613	1,147	466	1,414	1,007	407	124	84	40	75	56	19
Motor vehicle accidents (E810-E823)	764	571	193	653	487	166	65	48	17	46	36	10
All other accidents (E800-E807, E825-E949)	849	576	273	761	520	241	59	36	23	29	20	9
Suicide (E950-E959)	388	269	119	366	255	111	6	5	1	16	9	7
Homicide (E960-E978)	282	219	63	192	148	44	74	60	14	16	11	5
All other external causes (E980-E999)	64	43	21	51	34	17	8	4	4	5	5	-

TABLE XIV
RESIDENT DEATHS BY 38 SELECTED CAUSES BY AGE BY RACE AND SEX
OKLAHOMA, 1974

CAUSE OF DEATH	Less Than 1 Year											
	Total			White			Negro			Indian		
	Total	Male	Female	Total	Male	Female	Total	Male	Female	Total	Male	Female
Total deaths, all causes	738	432	306	586	339	247	120	74	46	32	19	13
Enteritis and other diarrheal diseases (008,009)	11	5	6	7	4	3	1	-	1	3	1	2
Tuberculosis, all forms (010-019)	-	-	-	-	-	-	-	-	-	-	-	-
Syphilis and its sequelae (090-097)	-	-	-	-	-	-	-	-	-	-	-	-
Other infective and parasitic diseases (Remainder of 000-136)	17	8	9	14	7	7	2	-	2	1	1	-
Malignant neoplasms (140-209)	2	1	1	2	1	1	-	-	-	-	-	-
Diabetes mellitus (250)	1	1	-	1	1	-	-	-	-	-	-	-
Meningitis (320)	12	6	6	8	4	4	3	2	1	1	-	1
Major cardiovascular diseases (390-448)	13	5	8	4	3	1	7	1	6	2	1	1
Diseases of heart (390-398, 402, 404, 410-429)	9	3	6	2	2	-	6	1	5	1	-	1
Active rheumatic fever and chronic rheumatic heart disease (390-398)	1	-	1	-	-	-	1	-	1	-	-	-
Hypertensive heart disease with or without renal disease (402,404)	-	-	-	-	-	-	-	-	-	-	-	-
Ischemic heart disease (410-414)	-	-	-	-	-	-	-	-	-	-	-	-
Chronic disease of endocardium and other myocardial insufficiency (424, 428)	1	1	-	1	1	-	-	-	-	-	-	-
All other forms of heart disease (420-423, 425-427, 429)	7	2	5	1	1	-	5	1	4	1	-	1
Hypertension (400, 401, 403)	-	-	-	-	-	-	-	-	-	-	-	-
Cerebrovascular disease (430-438)	4	2	2	2	1	1	1	-	1	1	1	-
Arteriosclerosis (440)	-	-	-	-	-	-	-	-	-	-	-	-
Other diseases of arteries, arterioles, and capillaries (441-448)	-	-	-	-	-	-	-	-	-	-	-	-
Acute bronchitis and bronchiolitis (466)	1	1	-	1	1	-	-	-	-	-	-	-
Influenza and pneumonia (470-474, 480-486)	57	34	23	37	19	18	17	12	5	3	3	-
Influenza (470-474)	-	-	-	-	-	-	-	-	-	-	-	-
Pneumonia (480-486)	57	34	23	37	19	18	17	12	5	3	3	-
Bronchitis, emphysema, and asthma (490-493)	-	-	-	-	-	-	-	-	-	-	-	-
Chronic and unqual. bronchitis (490, 491)	-	-	-	-	-	-	-	-	-	-	-	-
Emphysema (492)	-	-	-	-	-	-	-	-	-	-	-	-
Asthma (493)	-	-	-	-	-	-	-	-	-	-	-	-
Peptic ulcer (531-533)	-	-	-	-	-	-	-	-	-	-	-	-
Hernia and intestinal obstr. (550-553, 560)	3	2	1	1	1	-	2	1	1	-	-	-
Cirrhosis of liver (571)	-	-	-	-	-	-	-	-	-	-	-	-
Cholelithiasis, cholecystitis and cholangitis (574, 575)	-	-	-	-	-	-	-	-	-	-	-	-
Nephritis and nephrosis (580-584)	-	-	-	-	-	-	-	-	-	-	-	-
Infections of kidney (590)	-	-	-	-	-	-	-	-	-	-	-	-
Hyperplasia of prostate (600)	-	-	-	-	-	-	-	-	-	-	-	-
Congenital anomalies (740-759)	116	68	48	104	61	43	8	5	3	4	2	2
Certain causes of mortality in early infancy (760-769.2, 769.4-772, 774-778)	407	239	168	341	195	146	57	38	19	9	6	3
Symptoms and ill-defined conditions (780-796)	43	28	15	29	20	9	11	7	4	3	1	2
All other diseases (Residual)	23	16	7	15	10	5	7	5	2	1	1	-
Accidents (E800-E949)	26	15	11	17	10	7	4	2	2	5	3	2
Motor vehicle accidents (E810-E823)	8	3	5	6	3	3	1	-	1	1	-	1
All other accidents (E800-E807, E825-E949)	18	12	6	11	7	4	3	2	1	4	3	1
Suicide (E950-E959)	-	-	-	-	-	-	-	-	-	-	-	-
Homicide (E960-E978)	4	2	2	4	2	2	-	-	-	-	-	-
All other external causes (E980-E999)	2	1	1	1	-	1	1	1	-	-	-	-

TABLE XIV
RESIDENT DEATHS BY 38 SELECTED CAUSES BY AGE BY RACE AND SEX
OKLAHOMA, 1974

CAUSE OF DEATH	1 - 4 Years											
	Total			White			Negro			Indian		
	Total	Male	Female	Total	Male	Female	Total	Male	Female	Total	Male	Female
Total deaths, all causes	156	87	69	129	77	52	18	7	11	9	3	6
Enteritis and other diarrheal diseases (008,009)	1	1	-	1	1	-	-	-	-	-	-	-
Tuberculosis, all forms (010-019)	-	-	-	-	-	-	-	-	-	-	-	-
Syphilis and its sequelae (090-097)	-	-	-	-	-	-	-	-	-	-	-	-
Other infective and parasitic diseases (Remainder of 000-136)	5	3	2	5	3	2	-	-	-	-	-	-
Malignant neoplasms (140-209)	16	9	7	14	8	6	-	-	-	2	1	1
Diabetes mellitus (250)	-	-	-	-	-	-	-	-	-	-	-	-
Meningitis (320)	3	2	1	2	2	-	-	-	-	1	-	1
Major cardiovascular diseases (390-448)	1	1	-	1	1	-	-	-	-	-	-	-
Diseases of heart (390-398, 402, 404, 410-429)	-	-	-	-	-	-	-	-	-	-	-	-
Active rheumatic fever and chronic rheumatic heart disease (390-398)	-	-	-	-	-	-	-	-	-	-	-	-
Hypertensive heart disease with or without renal disease (402,404)	-	-	-	-	-	-	-	-	-	-	-	-
Ischemic heart disease (410-414)	-	-	-	-	-	-	-	-	-	-	-	-
Chronic disease of endocardium and other myocardial insufficiency (424, 428)	-	-	-	-	-	-	-	-	-	-	-	-
All other forms of heart disease (420-423, 425-427, 429)	-	-	-	-	-	-	-	-	-	-	-	-
Hypertension (400, 401, 403)	-	-	-	-	-	-	-	-	-	-	-	-
Cerebrovascular disease (430-438)	1	1	-	1	1	-	-	-	-	-	-	-
Arteriosclerosis (440)	-	-	-	-	-	-	-	-	-	-	-	-
Other diseases of arteries, arterioles, and capillaries (441-448)	-	-	-	-	-	-	-	-	-	-	-	-
Acute bronchitis and bronchiolitis (466)	-	-	-	-	-	-	-	-	-	-	-	-
Influenza and pneumonia (470-474, 480-486)	9	7	2	9	7	2	-	-	-	-	-	-
Influenza (470-474)	1	1	-	1	1	-	-	-	-	-	-	-
Pneumonia (480-486)	8	6	2	8	6	2	-	-	-	-	-	-
Bronchitis, emphysema, and asthma (490-493)	1	1	-	1	1	-	-	-	-	-	-	-
Chronic and unqual. bronchitis (490, 491)	1	1	-	1	1	-	-	-	-	-	-	-
Emphysema (492)	-	-	-	-	-	-	-	-	-	-	-	-
Asthma (493)	-	-	-	-	-	-	-	-	-	-	-	-
Peptic ulcer (531-533)	-	-	-	-	-	-	-	-	-	-	-	-
Hernia and intestinal obstr. (550-553, 560)	1	1	-	1	1	-	-	-	-	-	-	-
Cirrhosis of liver (571)	-	-	-	-	-	-	-	-	-	-	-	-
Cholelithiasis, cholecystitis and cholangitis (574, 575)	-	-	-	-	-	-	-	-	-	-	-	-
Nephritis and nephrosis (580-584)	-	-	-	-	-	-	-	-	-	-	-	-
Infections of kidney (590)	-	-	-	-	-	-	-	-	-	-	-	-
Hyperplasia of prostate (600)	-	-	-	-	-	-	-	-	-	-	-	-
Congenital anomalies (740-759)	14	7	7	14	7	7	-	-	-	-	-	-
Certain causes of mortality in early infancy (760-769.2, 769.4-772, 774-778)	1	1	-	1	1	-	-	-	-	-	-	-
Symptoms and ill-defined conditions (780-796)	3	1	2	2	1	1	1	-	1	-	-	-
All other diseases (Residual)	10	5	5	8	5	3	1	-	1	1	-	1
Accidents (E800-E949)	75	40	35	60	33	27	12	6	6	3	1	2
Motor vehicle accidents (E810-E823)	29	16	13	22	11	11	6	4	2	1	1	-
All other accidents (E800-E807, E825-E949)	46	24	22	38	22	16	6	2	4	2	-	2
Suicide (E950-E959)	-	-	-	-	-	-	-	-	-	-	-	-
Homicide (E960-E978)	9	5	4	6	4	2	1	-	1	2	1	1
All other external causes (E980-E999)	7	3	4	4	2	2	3	1	2	-	-	-

TABLE XIV
RESIDENT DEATHS BY 38 SELECTED CAUSES BY AGE BY RACE AND SEX
OKLAHOMA, 1974

CAUSE OF DEATH	5 - 9 Years											
	Total			White			Negro			Indian		
	Total	Male	Female	Total	Male	Female	Total	Male	Female	Total	Male	Female
Total deaths, all causes	91	54	37	75	44	31	13	9	4	3	1	2
Enteritis and other diarrheal diseases (008,009)	-	-	-	-	-	-	-	-	-	-	-	-
Tuberculosis, all forms (010-019)	-	-	-	-	-	-	-	-	-	-	-	-
Syphilis and its sequelae (090-097)	-	-	-	-	-	-	-	-	-	-	-	-
Other infective and parasitic diseases (Remainder of 000-136)	3	2	1	3	2	1	-	-	-	-	-	-
Malignant neoplasms (140-209)	9	6	3	8	5	3	1	1	-	-	-	-
Diabetes mellitus (250)	1	1	-	1	1	-	-	-	-	-	-	-
Meningitis (320)	3	-	3	2	-	2	-	-	-	1	-	1
Major cardiovascular diseases (390-448)	2	2	-	1	1	-	1	1	-	-	-	-
Diseases of heart (390-398, 402, 404, 410-429)	2	2	-	1	1	-	1	1	-	-	-	-
Active rheumatic fever and chronic rheumatic heart disease (390-398)	1	1	-	-	-	-	1	1	-	-	-	-
Hypertensive heart disease with or without renal disease (402,404)	-	-	-	-	-	-	-	-	-	-	-	-
Ischemic heart disease (410-414)	-	-	-	-	-	-	-	-	-	-	-	-
Chronic disease of endocardium and other myocardial insufficiency (424, 428)	-	-	-	-	-	-	-	-	-	-	-	-
All other forms of heart disease (420-423, 425-427, 429)	1	1	-	1	1	-	-	-	-	-	-	-
Hypertension (400, 401, 403)	-	-	-	-	-	-	-	-	-	-	-	-
Cerebrovascular disease (430-438)	-	-	-	-	-	-	-	-	-	-	-	-
Arteriosclerosis (440)	-	-	-	-	-	-	-	-	-	-	-	-
Other diseases of arteries, arterioles, and capillaries (441-448)	-	-	-	-	-	-	-	-	-	-	-	-
Acute bronchitis and bronchiolitis (466)	-	-	-	-	-	-	-	-	-	-	-	-
Influenza and pneumonia (470-474, 480-486)	1	1	-	1	1	-	-	-	-	-	-	-
Influenza (470-474)	-	-	-	-	-	-	-	-	-	-	-	-
Pneumonia (480-486)	1	1	-	1	1	-	-	-	-	-	-	-
Bronchitis, emphysema, and asthma (490-493)	-	-	-	-	-	-	-	-	-	-	-	-
Chronic and unqual. bronchitis (490, 491)	-	-	-	-	-	-	-	-	-	-	-	-
Emphysema (492)	-	-	-	-	-	-	-	-	-	-	-	-
Asthma (493)	-	-	-	-	-	-	-	-	-	-	-	-
Peptic ulcer (531-533)	-	-	-	-	-	-	-	-	-	-	-	-
Hernia and intestinal obstr. (550-553, 560)	-	-	-	-	-	-	-	-	-	-	-	-
Cirrhosis of liver (571)	-	-	-	-	-	-	-	-	-	-	-	-
Cholelithiasis, cholecystitis and cholangitis (574, 575)	-	-	-	-	-	-	-	-	-	-	-	-
Nephritis and nephrosis (580-584)	-	-	-	-	-	-	-	-	-	-	-	-
Infections of kidney (590)	-	-	-	-	-	-	-	-	-	-	-	-
Hyperplasia of prostate (600)	-	-	-	-	-	-	-	-	-	-	-	-
Congenital anomalies (740-759)	6	3	3	5	3	2	1	-	1	-	-	-
Certain causes of mortality in early infancy (760-769.2, 769.4-772, 774-778)	1	1	-	1	1	-	-	-	-	-	-	-
Symptoms and ill-defined conditions (780-796)	3	1	2	3	1	2	-	-	-	-	-	-
All other diseases (Residual)	9	3	6	8	3	5	1	-	1	-	-	-
Accidents (E800-E949)	48	32	16	38	25	13	8	6	2	2	1	1
Motor vehicle accidents (E810-E823)	22	14	8	19	11	8	3	3	-	-	-	-
All other accidents (E800-E807, E825-E949)	26	18	8	19	14	5	5	3	2	2	1	1
Suicide (E950-E959)	-	-	-	-	-	-	-	-	-	-	-	-
Homicide (E960-E978)	5	2	3	4	1	3	1	1	-	-	-	-
All other external causes (E980-E999)	-	-	-	-	-	-	-	-	-	-	-	-

TABLE XIV
RESIDENT DEATHS BY 38 SELECTED CAUSES BY AGE BY RACE AND SEX
OKLAHOMA, 1974

CAUSE OF DEATH	10 - 14 Years											
	Total			White			Negro			Indian		
	Total	Male	Female	Total	Male	Female	Total	Male	Female	Total	Male	Female
Total deaths, all causes	106	70	36	95	66	29	9	3	6	2	1	1
Enteritis and other diarrheal diseases (008,009)	-	-	-	-	-	-	-	-	-	-	-	-
Tuberculosis, all forms (010-019)	-	-	-	-	-	-	-	-	-	-	-	-
Syphilis and its sequelae (090-097)	-	-	-	-	-	-	-	-	-	-	-	-
Other infective and parasitic diseases (Remainder of 000-136)	-	-	-	-	-	-	-	-	-	-	-	-
Malignant neoplasms (140-209)	14	7	7	13	7	6	1	-	1	-	-	-
Diabetes mellitus (250)	-	-	-	-	-	-	-	-	-	-	-	-
Meningitis (320)	-	-	-	-	-	-	-	-	-	-	-	-
Major cardiovascular diseases (390-448)	3	1	2	2	1	1	1	-	1	-	-	-
Diseases of heart (390-398, 402, 404, 410-429)	3	1	2	2	1	1	1	-	1	-	-	-
Active rheumatic fever and chronic rheumatic heart disease (390-398)	2	-	2	1	-	1	1	-	1	-	-	-
Hypertensive heart disease with or without renal disease (402,404)	-	-	-	-	-	-	-	-	-	-	-	-
Ischemic heart disease (410-414)	-	-	-	-	-	-	-	-	-	-	-	-
Chronic disease of endocardium and other myocardial insufficiency (424, 428)	-	-	-	-	-	-	-	-	-	-	-	-
All other forms of heart disease (420-423, 425-427, 429)	1	1	-	1	1	-	-	-	-	-	-	-
Hypertension (400, 401, 403)	-	-	-	-	-	-	-	-	-	-	-	-
Cerebrovascular disease (430-438)	-	-	-	-	-	-	-	-	-	-	-	-
Arteriosclerosis (440)	-	-	-	-	-	-	-	-	-	-	-	-
Other diseases of arteries, arterioles, and capillaries (441-448)	-	-	-	-	-	-	-	-	-	-	-	-
Acute bronchitis and bronchiolitis (466)	-	-	-	-	-	-	-	-	-	-	-	-
Influenza and pneumonia (470-474, 480-486)	4	2	2	3	1	2	1	1	-	-	-	-
Influenza (470-474)	1	1	-	1	1	-	-	-	-	-	-	-
Pneumonia (480-486)	3	1	2	2	-	2	1	1	-	-	-	-
Bronchitis, emphysema, and asthma (490-493)	-	-	-	-	-	-	-	-	-	-	-	-
Chronic and unqual. bronchitis (490, 491)	-	-	-	-	-	-	-	-	-	-	-	-
Emphysema (492)	-	-	-	-	-	-	-	-	-	-	-	-
Asthma (493)	-	-	-	-	-	-	-	-	-	-	-	-
Peptic ulcer (531-533)	-	-	-	-	-	-	-	-	-	-	-	-
Hernia and intestinal obstr. (550-553, 560)	-	-	-	-	-	-	-	-	-	-	-	-
Cirrhosis of liver (571)	-	-	-	-	-	-	-	-	-	-	-	-
Cholelithiasis, cholecystitis and cholangitis (574, 575)	-	-	-	-	-	-	-	-	-	-	-	-
Nephritis and nephrosis (580-584)	-	-	-	-	-	-	-	-	-	-	-	-
Infections of kidney (590)	-	-	-	-	-	-	-	-	-	-	-	-
Hyperplasia of prostate (600)	-	-	-	-	-	-	-	-	-	-	-	-
Congenital anomalies (740-759)	3	2	1	3	2	1	-	-	-	-	-	-
Certain causes of mortality in early infancy (760-769.2, 769.4-772, 774-778)	-	-	-	-	-	-	-	-	-	-	-	-
Symptoms and ill-defined conditions (780-796)	-	-	-	-	-	-	-	-	-	-	-	-
All other diseases (Residual)	15	6	9	13	6	7	2	-	2	-	-	-
Accidents (E800-E949)	59	45	14	53	42	11	4	2	2	2	1	1
Motor vehicle accidents (E810-E823)	26	18	8	23	18	5	2	-	2	1	-	1
All other accidents (E800-E807, E825-E949)	33	27	6	30	24	6	2	2	-	1	1	-
Suicide (E950-E959)	1	1	-	1	1	-	-	-	-	-	-	-
Homicide (E960-E978)	7	6	1	7	6	1	-	-	-	-	-	-
All other external causes (E980-E999)	-	-	-	-	-	-	-	-	-	-	-	-

TABLE XIV
RESIDENT DEATHS BY 38 SELECTED CAUSES BY AGE BY RACE AND SEX
OKLAHOMA, 1974

CAUSE OF DEATH	15 - 19 Years											
	Total			White			Negro			Indian		
	Total	Male	Female	Total	Male	Female	Total	Male	Female	Total	Male	Female
Total deaths, all causes	294	220	74	257	191	66	22	16	6	15	13	2
Enteritis and other diarrheal diseases (008,009)	-	-	-	-	-	-	-	-	-	-	-	-
Tuberculosis, all forms (010-019)	-	-	-	-	-	-	-	-	-	-	-	-
Syphilis and its sequelae (090-097)	-	-	-	-	-	-	-	-	-	-	-	-
Other infective and parasitic diseases (Remainder of 000-136)	1	-	1	1	-	1	-	-	-	-	-	-
Malignant neoplasms (140-209)	18	11	7	18	11	7	-	-	-	-	-	-
Diabetes mellitus (250)	3	3	-	3	3	-	-	-	-	-	-	-
Meningitis (320)	-	-	-	-	-	-	-	-	-	-	-	-
Major cardiovascular diseases (390-448)	4	2	2	3	1	2	-	-	-	1	1	-
Diseases of heart (390-398, 402, 404, 410-429)	4	2	2	3	1	2	-	-	-	1	1	-
Active rheumatic fever and chronic rheumatic heart disease (390-398)	1	1	-	-	-	-	-	-	-	1	1	-
Hypertensive heart disease with or without renal disease (402,404)	-	-	-	-	-	-	-	-	-	-	-	-
Ischemic heart disease (410-414)	2	1	1	2	1	1	-	-	-	-	-	-
Chronic disease of endocardium and other myocardial insufficiency (424, 428)	-	-	-	-	-	-	-	-	-	-	-	-
All other forms of heart disease (420-423, 425-427, 429)	1	-	1	1	-	1	-	-	-	-	-	-
Hypertension (400, 401, 403)	-	-	-	-	-	-	-	-	-	-	-	-
Cerebrovascular disease (430-438)	-	-	-	-	-	-	-	-	-	-	-	-
Arteriosclerosis (440)	-	-	-	-	-	-	-	-	-	-	-	-
Other diseases of arteries, arterioles, and capillaries (441-448)	-	-	-	-	-	-	-	-	-	-	-	-
Acute bronchitis and bronchiolitis (466)	-	-	-	-	-	-	-	-	-	-	-	-
Influenza and pneumonia (470-474, 480-486)	5	2	3	4	1	3	-	-	-	1	1	-
Influenza (470-474)	-	-	-	-	-	-	-	-	-	-	-	-
Pneumonia (480-486)	5	2	3	4	1	3	-	-	-	1	1	-
Bronchitis, emphysema, and asthma (490-493)	1	-	1	1	-	1	-	-	-	-	-	-
Chronic and unqual. bronchitis (490, 491)	-	-	-	-	-	-	-	-	-	-	-	-
Emphysema (492)	-	-	-	-	-	-	-	-	-	-	-	-
Asthma (493)	1	-	1	1	-	1	-	-	-	-	-	-
Peptic ulcer (531-533)	-	-	-	-	-	-	-	-	-	-	-	-
Hernia and intestinal obstr. (550-553, 560)	-	-	-	-	-	-	-	-	-	-	-	-
Cirrhosis of liver (571)	-	-	-	-	-	-	-	-	-	-	-	-
Cholelithiasis, cholecystitis and cholangitis (574, 575)	-	-	-	-	-	-	-	-	-	-	-	-
Nephritis and nephrosis (580-584)	-	-	-	-	-	-	-	-	-	-	-	-
Infections of kidney (590)	-	-	-	-	-	-	-	-	-	-	-	-
Hyperplasia of prostate (600)	-	-	-	-	-	-	-	-	-	-	-	-
Congenital anomalies (740-759)	3	1	2	1	-	1	2	1	1	-	-	-
Certain causes of mortality in early infancy (760-769.2, 769.4-772, 774-778)	-	-	-	-	-	-	-	-	-	-	-	-
Symptoms and ill-defined conditions (780-796)	5	3	2	4	2	2	-	-	-	1	1	-
All other diseases (Residual)	20	8	12	16	8	8	2	-	2	2	-	2
Accidents (E800-E949)	179	144	35	163	130	33	10	8	2	6	6	-
Motor vehicle accidents (E810-E823)	128	101	27	116	91	25	6	4	2	6	6	-
All other accidents (E800-E807, E825-E949)	51	43	8	47	39	8	4	4	-	-	-	-
Suicide (E950-E959)	28	22	6	25	19	6	2	2	-	1	1	-
Homicide (E960-E978)	21	18	3	14	12	2	6	5	1	1	1	-
All other external causes (E980-E999)	6	6	-	4	4	-	-	-	-	2	2	-

TABLE XIV
RESIDENT DEATHS BY 38 SELECTED CAUSES BY AGE BY RACE AND SEX
OKLAHOMA, 1974

CAUSE OF DEATH	20 - 24 Years											
	Total			White			Negro			Indian		
	Total	Male	Female	Total	Male	Female	Total	Male	Female	Total	Male	Female
Total deaths, all causes	313	237	76	242	185	57	44	31	13	27	21	6
Enteritis and other diarrheal diseases (008,009)	-	-	-	-	-	-	-	-	-	-	-	-
Tuberculosis, all forms (010-019)	-	-	-	-	-	-	-	-	-	-	-	-
Syphilis and its sequelae (090-097)	-	-	-	-	-	-	-	-	-	-	-	-
Other infective and parasitic diseases (Remainder of 000-136)	1	1	-	-	-	-	-	-	-	1	1	-
Malignant neoplasms (140-209)	20	16	4	15	13	2	3	2	1	2	1	1
Diabetes mellitus (250)	-	-	-	-	-	-	-	-	-	-	-	-
Meningitis (320)	-	-	-	-	-	-	-	-	-	-	-	-
Major cardiovascular diseases (390-448)	13	5	8	7	2	5	5	2	3	1	1	-
Diseases of heart (390-398, 402, 404, 410-429)	7	3	4	2	-	2	4	2	2	1	1	-
Active rheumatic fever and chronic rheumatic heart disease (390-398)	-	-	-	-	-	-	-	-	-	-	-	-
Hypertensive heart disease with or without renal disease (402,404)	2	2	-	-	-	-	1	1	-	1	1	-
Ischemic heart disease (410-414)	2	-	2	-	-	-	2	-	2	-	-	-
Chronic disease of endocardium and other myocardial insufficiency (424, 428)	-	-	-	-	-	-	-	-	-	-	-	-
All other forms of heart disease (420-423, 425-427, 429)	3	1	2	2	-	2	1	1	-	-	-	-
Hypertension (400, 401, 403)	-	-	-	-	-	-	-	-	-	-	-	-
Cerebrovascular disease (430-438)	5	2	3	4	2	2	1	-	1	-	-	-
Arteriosclerosis (440)	-	-	-	-	-	-	-	-	-	-	-	-
Other diseases of arteries, arterioles, and capillaries (441-448)	1	-	1	1	-	1	-	-	-	-	-	-
Acute bronchitis and bronchiolitis (466)	-	-	-	-	-	-	-	-	-	-	-	-
Influenza and pneumonia (470-474, 480-486)	-	-	-	-	-	-	-	-	-	-	-	-
Influenza (470-474)	-	-	-	-	-	-	-	-	-	-	-	-
Pneumonia (480-486)	-	-	-	-	-	-	-	-	-	-	-	-
Bronchitis, emphysema, and asthma (490-493)	-	-	-	-	-	-	-	-	-	-	-	-
Chronic and unqual. bronchitis (490, 491)	-	-	-	-	-	-	-	-	-	-	-	-
Emphysema (492)	-	-	-	-	-	-	-	-	-	-	-	-
Asthma (493)	-	-	-	-	-	-	-	-	-	-	-	-
Peptic ulcer (531-533)	-	-	-	-	-	-	-	-	-	-	-	-
Hernia and intestinal obstr. (550-553, 560)	-	-	-	-	-	-	-	-	-	-	-	-
Cirrhosis of liver (571)	2	2	-	1	1	-	-	-	-	1	1	-
Cholelithiasis, cholecystitis and cholangitis (574, 575)	-	-	-	-	-	-	-	-	-	-	-	-
Nephritis and nephrosis (580-584)	1	-	1	-	-	-	1	-	1	-	-	-
Infections of kidney (590)	2	2	-	2	2	-	-	-	-	-	-	-
Hyperplasia of prostate (600)	-	-	-	-	-	-	-	-	-	-	-	-
Congenital anomalies (740-759)	8	3	5	8	3	5	-	-	-	-	-	-
Certain causes of mortality in early infancy (760-769.2, 769.4-772, 774-778)	-	-	-	-	-	-	-	-	-	-	-	-
Symptoms and ill-defined conditions (780-796)	9	7	2	6	5	1	2	1	1	1	1	-
All other diseases (Residual)	17	6	11	14	5	9	3	1	2	-	-	-
Accidents (E800-E949)	146	121	25	118	98	20	14	11	3	14	12	2
Motor vehicle accidents (E810-E823)	96	74	22	77	60	17	11	8	3	8	6	2
All other accidents (E800-E807, E825-E949)	50	47	3	41	38	3	3	3	-	6	6	-
Suicide (E950-E959)	43	34	9	36	30	6	-	-	-	7	4	3
Homicide (E960-E978)	43	36	7	28	22	6	15	14	1	-	-	-
All other external causes (E980-E999)	8	4	4	7	4	3	1	-	1	-	-	-

TABLE XIV
RESIDENT DEATHS BY 38 SELECTED CAUSES BY AGE BY RACE AND SEX
OKLAHOMA, 1974

CAUSE OF DEATH	25 - 34 Years											
	Total			White			Negro			Indian		
	Total	Male	Female	Total	Male	Female	Total	Male	Female	Total	Male	Female
Total deaths, all causes	524	348	176	429	287	142	57	38	19	38	23	15
Enteritis and other diarrheal diseases (008,009)	-	-	-	-	-	-	-	-	-	-	-	-
Tuberculosis, all forms (010-019)	-	-	-	-	-	-	-	-	-	-	-	-
Syphilis and its sequelae (090-097)	-	-	-	-	-	-	-	-	-	-	-	-
Other infective and parasitic diseases (Remainder of 000-136)	7	4	3	7	4	3	-	-	-	-	-	-
Malignant neoplasms (140-209)	64	23	41	60	22	38	2	-	2	2	1	1
Diabetes mellitus (250)	4	1	3	3	-	3	-	-	-	1	1	-
Meningitis (320)	1	1	-	1	1	-	-	-	-	-	-	-
Major cardiovascular diseases (390-448)	40	26	14	36	23	13	2	2	-	2	1	1
Diseases of heart (390-398, 402, 404, 410-429)	31	24	7	27	21	6	2	2	-	2	1	1
Active rheumatic fever and chronic rheumatic heart disease (390-398)	3	-	3	2	-	2	-	-	-	1	-	1
Hypertensive heart disease with or without renal disease (402,404)	-	-	-	-	-	-	-	-	-	-	-	-
Ischemic heart disease (410-414)	18	14	4	15	11	4	2	2	-	1	1	-
Chronic disease of endocardium and other myocardial insufficiency (424, 428)	2	2	-	2	2	-	-	-	-	-	-	-
All other forms of heart disease (420-423, 425-427, 429)	8	8	-	8	8	-	-	-	-	-	-	-
Hypertension (400, 401, 403)	-	-	-	-	-	-	-	-	-	-	-	-
Cerebrovascular disease (430-438)	5	1	4	5	1	4	-	-	-	-	-	-
Arteriosclerosis (440)	-	-	-	-	-	-	-	-	-	-	-	-
Other diseases of arteries, arterioles, and capillaries (441-448)	4	1	3	4	1	3	-	-	-	-	-	-
Acute bronchitis and bronchiolitis (466)	-	-	-	-	-	-	-	-	-	-	-	-
Influenza and pneumonia (470-474, 480-486)	7	4	3	5	3	2	2	1	1	-	-	-
Influenza (470-474)	1	1	-	1	1	-	-	-	-	-	-	-
Pneumonia (480-486)	6	3	3	4	2	2	2	1	1	-	-	-
Bronchitis, emphysema, and asthma (490-493)	3	1	2	3	1	2	-	-	-	-	-	-
Chronic and unqual. bronchitis (490, 491)	-	-	-	-	-	-	-	-	-	-	-	-
Emphysema (492)	1	1	-	1	1	-	-	-	-	-	-	-
Asthma (493)	2	-	2	2	-	2	-	-	-	-	-	-
Peptic ulcer (531-533)	2	1	1	1	1	-	-	-	-	1	-	1
Hernia and intestinal obstr. (550-553, 560)	1	1	-	1	1	-	-	-	-	-	-	-
Cirrhosis of liver (571)	13	7	6	5	4	1	-	-	-	8	3	5
Cholelithiasis, cholecystitis and cholangitis (574, 575)	1	-	1	1	-	1	-	-	-	-	-	-
Nephritis and nephrosis (580-584)	3	1	2	1	1	-	2	-	2	-	-	-
Infections of kidney (590)	-	-	-	-	-	-	-	-	-	-	-	-
Hyperplasia of prostate (600)	-	-	-	-	-	-	-	-	-	-	-	-
Congenital anomalies (740-759)	3	2	1	3	2	1	-	-	-	-	-	-
Certain causes of mortality in early infancy (760-769.2, 769.4-772, 774-778)	-	-	-	-	-	-	-	-	-	-	-	-
Symptoms and ill-defined conditions (780-796)	16	7	9	14	6	8	-	-	-	2	1	1
All other diseases (Residual)	47	24	23	36	19	17	9	4	5	2	1	1
Accidents (E800-E949)	173	148	25	147	127	20	15	12	3	11	9	2
Motor vehicle accidents (E810-E823)	110	93	17	89	76	13	10	8	2	11	9	2
All other accidents (E800-E807, E825-E949)	63	55	8	58	51	7	5	4	1	-	-	-
Suicide (E950-E959)	69	40	29	63	38	25	3	2	1	3	-	3
Homicide (E960-E978)	58	47	11	33	26	7	21	17	4	4	4	-
All other external causes (E980-E999)	12	10	2	9	8	1	1	-	1	2	2	-

TABLE XIV
RESIDENT DEATHS BY 38 SELECTED CAUSES BY AGE BY RACE AND SEX
OKLAHOMA, 1974

CAUSE OF DEATH	35 - 44 Years											
	Total			White			Negro			Indian		
	Total	Male	Female	Total	Male	Female	Total	Male	Female	Total	Male	Female
Total deaths, all causes	797	516	281	683	441	242	73	51	22	41	24	17
Enteritis and other diarrheal diseases (008,009)	-	-	-	-	-	-	-	-	-	-	-	-
Tuberculosis, all forms (010-019)	4	2	2	3	2	1	-	-	-	1	-	1
Syphilis and its sequelae (090-097)	-	-	-	-	-	-	-	-	-	-	-	-
Other infective and parasitic diseases (Remainder of 000-136)	5	2	3	4	1	3	1	1	-	-	-	-
Malignant neoplasms (140-209)	180	82	98	165	75	90	11	6	5	4	1	3
Diabetes mellitus (250)	10	6	4	6	4	2	2	1	1	2	1	1
Meningitis (320)	-	-	-	-	-	-	-	-	-	-	-	-
Major cardiovascular diseases (390-448)	170	115	55	151	102	49	12	8	4	7	5	2
Diseases of heart (390-398, 402, 404, 410-429)	132	99	33	119	89	30	7	5	2	6	5	1
Active rheumatic fever and chronic rheumatic heart disease (390-398)	8	5	3	7	5	2	1	-	1	-	-	-
Hypertensive heart disease with or without renal disease (402,404)	1	1	-	1	1	-	-	-	-	-	-	-
Ischemic heart disease (410-414)	111	87	24	99	77	22	6	5	1	6	5	1
Chronic disease of endocardium and other myocardial insufficiency (424, 428)	-	-	-	-	-	-	-	-	-	-	-	-
All other forms of heart disease (420-423, 425-427, 429)	12	6	6	12	6	6	-	-	-	-	-	-
Hypertension (400, 401, 403)	1	1	-	-	-	-	1	1	-	-	-	-
Cerebrovascular disease (430-438)	31	11	20	26	9	17	4	2	2	1	-	1
Arteriosclerosis (440)	1	1	-	1	1	-	-	-	-	-	-	-
Other diseases of arteries, arterioles, and capillaries (441-448)	5	3	2	5	3	2	-	-	-	-	-	-
Acute bronchitis and bronchiolitis (466)	-	-	-	-	-	-	-	-	-	-	-	-
Influenza and pneumonia (470-474, 480-486)	18	12	6	12	7	5	4	3	1	2	2	-
Influenza (470-474)	-	-	-	-	-	-	-	-	-	-	-	-
Pneumonia (480-486)	18	12	6	12	7	5	4	3	1	2	2	-
Bronchitis, emphysema, and asthma (490-493)	1	1	-	1	1	-	-	-	-	-	-	-
Chronic and unqual. bronchitis (490, 491)	-	-	-	-	-	-	-	-	-	-	-	-
Emphysema (492)	1	1	-	1	1	-	-	-	-	-	-	-
Asthma (493)	-	-	-	-	-	-	-	-	-	-	-	-
Peptic ulcer (531-533)	7	2	5	5	1	4	1	-	1	1	1	-
Hernia and intestinal obstr. (550-553, 560)	1	-	1	1	-	1	-	-	-	-	-	-
Cirrhosis of liver (571)	36	25	11	28	19	9	4	3	1	4	3	1
Cholelithiasis, cholecystitis and cholangitis (574, 575)	2	-	2	1	-	1	-	-	-	1	-	1
Nephritis and nephrosis (580-584)	6	3	3	5	2	3	1	1	-	-	-	-
Infections of kidney (590)	-	-	-	-	-	-	-	-	-	-	-	-
Hyperplasia of prostate (600)	-	-	-	-	-	-	-	-	-	-	-	-
Congenital anomalies (740-759)	6	5	1	5	5	-	1	-	1	-	-	-
Certain causes of mortality in early infancy (760-769.2, 769.4-772, 774-778)	-	-	-	-	-	-	-	-	-	-	-	-
Symptoms and ill-defined conditions (780-796)	8	6	2	6	4	2	2	2	-	-	-	-
All other diseases (Residual)	74	40	34	61	36	25	9	3	6	4	1	3
Accidents (E800-E949)	149	125	24	129	109	20	11	10	1	9	6	3
Motor vehicle accidents (E810-E823)	79	66	13	66	55	11	9	8	1	4	3	1
All other accidents (E800-E807, E825-E949)	70	59	11	63	54	9	2	2	-	5	3	2
Suicide (E950-E959)	62	42	20	60	41	19	-	-	-	2	1	1
Homicide (E960-E978)	53	44	9	36	29	7	13	12	1	4	3	1
All other external causes (E980-E999)	5	4	1	4	3	1	1	1	-	-	-	-

TABLE XIV
RESIDENT DEATHS BY 38 SELECTED CAUSES BY AGE BY RACE AND SEX
OKLAHOMA, 1974

CAUSE OF DEATH	45 - 54 Years											
	Total			White			Negro			Indian		
	Total	Male	Female	Total	Male	Female	Total	Male	Female	Total	Male	Female
Total deaths, all causes	1937	1269	668	1681	1093	588	156	106	50	100	70	30
Enteritis and other diarrheal diseases (008,009)	2	1	1	2	1	1	-	-	-	-	-	-
Tuberculosis, all forms (010-019)	4	3	1	3	3	-	-	-	-	1	-	1
Syphilis and its sequelae (090-097)	-	-	-	-	-	-	-	-	-	-	-	-
Other infective and parasitic diseases (Remainder of 000-136)	16	12	4	13	9	4	1	1	-	2	2	-
Malignant neoplasms (140-209)	509	262	247	465	238	227	31	16	15	13	8	5
Diabetes mellitus (250)	21	11	10	12	5	7	2	1	1	7	5	2
Meningitis (320)	2	2	-	2	2	-	-	-	-	-	-	-
Major cardiovascular diseases (390-448)	718	546	172	619	474	145	66	47	19	33	25	8
Diseases of heart (390-398, 402, 404, 410-429)	596	474	122	518	413	105	49	38	11	29	23	6
Active rheumatic fever and chronic rheumatic heart disease (390-398)	14	4	10	11	3	8	2	1	1	1	-	1
Hypertensive heart disease with or without renal disease (402,404)	6	5	1	4	4	-	1	1	-	1	-	1
Ischemic heart disease (410-414)	532	436	96	471	386	85	36	29	7	25	21	4
Chronic disease of endocardium and other myocardial insufficiency (424, 428)	5	3	2	4	2	2	1	1	-	-	-	-
All other forms of heart disease (420-423, 425-427, 429)	39	26	13	28	18	10	9	6	3	2	2	-
Hypertension (400, 401, 403)	4	-	4	2	-	2	1	-	1	1	-	1
Cerebrovascular disease (430-438)	92	54	38	78	46	32	11	6	5	3	2	1
Arteriosclerosis (440)	10	8	2	8	7	1	2	1	1	-	-	-
Other diseases of arteries, arterioles, and capillaries (441-448)	16	10	6	13	8	5	3	2	1	-	-	-
Acute bronchitis and bronchiolitis (466)	1	1	-	1	1	-	-	-	-	-	-	-
Influenza and pneumonia (470-474, 480-486)	30	20	10	24	16	8	3	2	1	3	2	1
Influenza (470-474)	1	-	1	-	-	-	-	-	-	1	-	1
Pneumonia (480-486)	29	20	9	24	16	8	3	2	1	2	2	-
Bronchitis, emphysema, and asthma (490-493)	12	10	2	9	8	1	3	2	1	-	-	-
Chronic and unqual. bronchitis (490, 491)	1	-	1	-	-	-	1	-	1	-	-	-
Emphysema (492)	9	9	-	7	7	-	2	2	-	-	-	-
Asthma (493)	2	1	1	2	1	1	-	-	-	-	-	-
Peptic ulcer (531-533)	8	7	1	6	5	1	2	2	-	-	-	-
Hernia and intestinal obstr. (550-553, 560)	3	1	2	3	1	2	-	-	-	-	-	-
Cirrhosis of liver (571)	109	70	39	85	58	27	9	3	6	15	9	6
Cholelithiasis, cholecystitis and cholangitis (574, 575)	5	3	2	5	3	2	-	-	-	-	-	-
Nephritis and nephrosis (580-584)	8	5	3	6	3	3	1	1	-	1	1	-
Infections of kidney (590)	2	1	1	1	-	1	-	-	-	1	1	-
Hyperplasia of prostate (600)	-	-	-	-	-	-	-	-	-	-	-	-
Congenital anomalies (740-759)	8	4	4	7	3	4	-	-	-	1	1	-
Certain causes of mortality in early infancy (760-769.2, 769.4-772, 774-778)	-	-	-	-	-	-	-	-	-	-	-	-
Symptoms and ill-defined conditions (780-796)	21	7	14	18	5	13	2	1	1	1	1	-
All other diseases (Residual)	170	99	71	147	81	66	14	12	2	9	6	3
Accidents (E800-E949)	167	124	43	145	108	37	11	9	2	11	7	4
Motor vehicle accidents (E810-E823)	81	57	24	70	49	21	5	5	-	6	3	3
All other accidents (E800-E807, E825-E949)	86	67	19	75	59	16	6	4	2	5	4	1
Suicide (E950-E959)	69	40	29	68	39	29	-	-	-	1	1	-
Homicide (E960-E978)	40	31	9	29	22	7	11	9	2	-	-	-
All other external causes (E980-E999)	12	9	3	11	8	3	-	-	-	1	1	-

TABLE XIV
RESIDENT DEATHS BY 38 SELECTED CAUSES BY AGE BY RACE AND SEX
OKLAHOMA, 1974

CAUSE OF DEATH	55 - 64 Years											
	Total			White			Negro			Indian		
	Total	Male	Female	Total	Male	Female	Total	Male	Female	Total	Male	Female
Total deaths, all causes	3821	2509	1312	3389	2264	1125	288	161	127	144	84	60
Enteritis and other diarrheal diseases (008,009)	3	1	2	2	1	1	1	-	1	-	-	-
Tuberculosis, all forms (010-019)	17	13	4	13	11	2	3	1	2	1	1	-
Syphilis and its sequelae (090-097)	-	-	-	-	-	-	-	-	-	-	-	-
Other infective and parasitic diseases (Remainder of 000-136)	17	12	5	16	11	5	1	1	-	-	-	-
Malignant neoplasms (140-209)	1005	562	443	900	500	400	79	48	31	26	14	12
Diabetes mellitus (250)	68	22	46	44	13	31	13	2	11	11	7	4
Meningitis (320)	2	1	1	1	-	1	-	-	-	1	1	-
Major cardiovascular diseases (390-448)	1846	1300	546	1638	1182	456	139	78	61	69	40	29
Diseases of heart (390-398, 402, 404, 410-429)	1489	1088	401	1334	995	339	106	60	46	49	33	16
Active rheumatic fever and chronic rheumatic heart disease (390-398)	21	10	11	20	10	10	1	-	1	-	-	-
Hypertensive heart disease with or without renal disease (402,404)	18	10	8	12	8	4	5	2	3	1	-	1
Ischemic heart disease (410-414)	1371	1016	355	1233	930	303	92	54	38	46	32	14
Chronic disease of endocardium and other myocardial insufficiency (424, 428)	4	1	3	4	1	3	-	-	-	-	-	-
All other forms of heart disease (420-423, 425-427, 429)	75	51	24	65	46	19	8	4	4	2	1	1
Hypertension (400, 401, 403)	12	6	6	7	4	3	3	2	1	2	-	2
Cerebrovascular disease (430-438)	268	151	117	227	134	93	24	10	14	17	7	10
Arteriosclerosis (440)	17	15	2	15	13	2	2	2	-	-	-	-
Other diseases of arteries, arterioles, and capillaries (441-448)	60	40	20	55	36	19	4	4	-	1	-	1
Acute bronchitis and bronchiolitis (466)	-	-	-	-	-	-	-	-	-	-	-	-
Influenza and pneumonia (470-474, 480-486)	56	35	21	47	26	21	4	4	-	5	5	-
Influenza (470-474)	7	1	6	6	-	6	1	1	-	-	-	-
Pneumonia (480-486)	49	34	15	41	26	15	3	3	-	5	5	-
Bronchitis, emphysema, and asthma (490-493)	72	56	16	67	53	14	4	2	2	1	1	-
Chronic and unqual. bronchitis (490, 491)	11	8	3	10	8	2	1	-	1	-	-	-
Emphysema (492)	57	47	10	54	44	10	2	2	-	1	1	-
Asthma (493)	4	1	3	3	1	2	1	-	1	-	-	-
Peptic ulcer (531-533)	27	17	10	24	16	8	3	1	2	-	-	-
Hernia and intestinal obstr. (550-553, 560)	9	4	5	9	4	5	-	-	-	-	-	-
Cirrhosis of liver (571)	103	71	32	91	64	27	6	4	2	6	3	3
Cholelithiasis, cholecystitis and cholangitis (574, 575)	3	2	1	2	1	1	-	-	-	1	1	-
Nephritis and nephrosis (580-584)	30	14	16	20	9	11	6	4	2	4	1	3
Infections of kidney (590)	11	5	6	9	5	4	-	-	-	2	-	2
Hyperplasia of prostate (600)	-	-	-	-	-	-	-	-	-	-	-	-
Congenital anomalies (740-759)	2	1	1	2	1	1	-	-	-	-	-	-
Certain causes of mortality in early infancy (760-769.2, 769.4-772, 774-778)	1	-	1	1	-	1	-	-	-	-	-	-
Symptoms and ill-defined conditions (780-796)	33	23	10	26	21	5	7	2	5	-	-	-
All other diseases (Residual)	279	196	83	258	183	75	11	7	4	10	6	4
Accidents (E800-E949)	160	118	42	148	110	38	8	5	3	4	3	1
Motor vehicle accidents (E810-E823)	64	48	16	57	42	15	4	3	1	3	3	-
All other accidents (E800-E807, E825-E949)	96	70	26	91	68	23	4	2	2	1	-	1
Suicide (E950-E959)	50	38	12	50	38	12	-	-	-	-	-	-
Homicide (E960-E978)	19	15	4	14	13	1	2	1	1	3	1	2
All other external causes (E980-E999)	8	3	5	7	2	5	1	1	-	-	-	-

TABLE XIV
RESIDENT DEATHS BY 38 SELECTED CAUSES BY AGE BY RACE AND SEX
OKLAHOMA, 1974

CAUSE OF DEATH	65 - 74 Years											
	Total			White			Negro			Indian		
	Total	Male	Female	Total	Male	Female	Total	Male	Female	Total	Male	Female
Total deaths, all causes	6401	3907	2494	5797	3575	2222	452	238	214	152	94	58
Enteritis and other diarrheal diseases (008,009)	4	3	1	3	2	1	-	-	-	1	1	-
Tuberculosis, all forms (010-019)	11	10	1	8	7	1	1	1	-	2	2	-
Syphilis and its sequelae (090-097)	1	1	-	1	1	-	-	-	-	-	-	-
Other infective and parasitic diseases (Remainder of 000-136)	33	20	13	30	17	13	1	1	-	2	2	-
Malignant neoplasms (140-209)	1461	875	586	1335	810	525	95	51	44	31	14	17
Diabetes mellitus (250)	115	51	64	92	41	51	17	5	12	6	5	1
Meningitis (320)	1	1	-	1	1	-	-	-	-	-	-	-
Major cardiovascular diseases (390-448)	3585	2162	1423	3248	1978	1270	256	132	124	81	52	29
Diseases of heart (390-398, 402, 404, 410-429)	2697	1698	999	2458	1561	897	177	95	82	62	42	20
Active rheumatic fever and chronic rheumatic heart disease (390-398)	43	26	17	38	22	16	3	2	1	2	2	-
Hypertensive heart disease with or without renal disease (402,404)	40	19	21	35	16	19	4	2	2	1	1	-
Ischemic heart disease (410-414)	2447	1570	877	2241	1450	791	154	84	70	52	36	16
Chronic disease of endocardium and other myocardial insufficiency (424, 428)	10	3	7	9	3	6	1	-	1	-	-	-
All other forms of heart disease (420-423, 425-427, 429)	157	80	77	135	70	65	15	7	8	7	3	4
Hypertension (400, 401, 403)	25	13	12	22	12	10	2	-	2	1	1	-
Cerebrovascular disease (430-438)	208	356	352	623	314	309	68	34	34	17	8	9
Arteriosclerosis (440)	63	34	29	57	32	25	5	1	4	1	1	-
Other diseases of arteries, arterioles, and capillaries (441-448)	92	61	31	88	59	29	4	2	2	-	-	-
Acute bronchitis and bronchiolitis (466)	3	1	2	3	1	2	-	-	-	-	-	-
Influenza and pneumonia (470-474, 480-486)	133	87	46	122	79	43	9	7	2	2	1	1
Influenza (470-474)	9	7	2	9	7	2	-	-	-	-	-	-
Pneumonia (480-486)	124	80	44	113	72	41	9	7	2	2	1	1
Bronchitis, emphysema, and asthma (490-493)	122	98	24	118	94	24	2	2	-	2	2	-
Chronic and unqual. bronchitis (490, 491)	13	11	2	11	9	2	-	-	-	2	2	-
Emphysema (492)	103	84	19	101	82	19	2	2	-	-	-	-
Asthma (493)	6	3	3	6	3	3	-	-	-	-	-	-
Peptic ulcer (531-533)	30	22	8	27	21	6	2	1	1	1	-	1
Hernia and intestinal obstr. (550-553, 560)	28	15	13	25	14	11	2	1	1	1	-	1
Cirrhosis of liver (571)	65	44	21	61	41	20	4	3	1	-	-	-
Cholelithiasis, cholecystitis and cholangitis (574, 575)	15	8	7	13	8	5	2	-	2	-	-	-
Nephritis and nephrosis (580-584)	32	25	7	28	22	6	3	2	1	1	1	-
Infections of kidney (590)	21	10	11	14	5	9	7	5	2	-	-	-
Hyperplasia of prostate (600)	1	1	-	1	1	-	-	-	-	-	-	-
Congenital anomalies (740-759)	2	2	-	2	2	-	-	-	-	-	-	-
Certain causes of mortality in early infancy (760-769.2, 769.4-772, 774-778)	-	-	-	-	-	-	-	-	-	-	-	-
Symptoms and ill-defined conditions (780-796)	45	27	18	42	26	16	3	1	2	-	-	-
All other diseases (Residual)	473	296	177	424	270	154	36	20	16	13	6	7
Accidents (E800-E949)	164	108	56	146	97	49	12	6	6	6	5	1
Motor vehicle accidents (E810-E823)	65	43	22	57	37	20	4	2	2	4	4	-
All other accidents (E800-E807, E825-E949)	99	65	34	89	60	29	8	4	4	2	1	1
Suicide (E950-E959)	43	32	11	41	30	11	-	-	-	2	2	-
Homicide (E960-E978)	12	8	4	11	7	4	-	-	-	1	1	-
All other external causes (E980-E999)	1	-	1	1	-	1	-	-	-	-	-	-

TABLE XIV
RESIDENT DEATHS BY 38 SELECTED CAUSES BY AGE BY RACE AND SEX
OKLAHOMA, 1974

CAUSE OF DEATH	75 - 84 Years											
	Total			White			Negro			Indian		
	Total	Male	Female	Total	Male	Female	Total	Male	Female	Total	Male	Female
Total deaths, all causes	7324	3633	3691	6852	3408	3444	362	176	186	110	49	61
Enteritis and other diarrheal diseases (008,009)	16	6	10	15	6	9	-	-	-	1	-	1
Tuberculosis, all forms (010-019)	14	8	6	10	6	4	2	1	1	2	1	1
Syphilis and its sequelae (090-097)	4	3	1	3	2	1	1	1	-	-	-	-
Other infective and parasitic diseases (Remainder of 000-136)	25	16	9	21	12	9	3	3	-	1	1	-
Malignant neoplasms (140-209)	1097	610	487	1028	570	458	53	34	19	16	6	10
Diabetes mellitus (250)	128	36	92	105	31	74	15	4	11	8	1	7
Meningitis (320)	1	-	1	1	-	1	-	-	-	-	-	-
Major cardiovascular diseases (390-448)	4726	2231	2495	4432	2095	2337	229	103	126	65	33	32
Diseases of heart (390-398, 402, 404, 410-429)	3084	1524	1560	2878	1431	1447	158	68	90	48	25	23
Active rheumatic fever and chronic rheumatic heart disease (390-398)	16	5	11	15	4	11	1	1	-	-	-	-
Hypertensive heart disease with or without renal disease (402,404)	75	28	47	61	24	37	12	4	8	2	-	2
Ischemic heart disease (410-414)	2781	1388	1393	2607	1305	1302	130	60	70	44	23	21
Chronic disease of endocardium and other myocardial insufficiency (424, 428)	14	6	8	12	5	7	1	-	1	1	1	-
All other forms of heart disease (420-423, 425-427, 429)	198	97	101	183	93	90	14	3	11	1	1	-
Hypertension (400, 401, 403)	29	12	17	24	10	14	3	1	2	2	1	1
Cerebrovascular disease (430-438)	1292	539	753	1228	509	719	55	26	29	9	4	5
Arteriosclerosis (440)	216	100	116	200	89	111	10	8	2	6	3	3
Other diseases of arteries, arterioles, and capillaries (441-448)	105	56	49	102	56	46	3	-	3	-	-	-
Acute bronchitis and bronchiolitis (466)	4	4	-	4	4	-	-	-	-	-	-	-
Influenza and pneumonia (470-474, 480-486)	279	151	128	265	143	122	11	6	5	3	2	1
Influenza (470-474)	15	4	11	15	4	11	-	-	-	-	-	-
Pneumonia (480-486)	264	147	117	250	139	111	11	6	5	3	2	1
Bronchitis, emphysema, and asthma (490-493)	89	73	16	86	71	15	3	2	1	-	-	-
Chronic and unqual. bronchitis (490, 491)	12	8	4	11	8	3	1	-	1	-	-	-
Emphysema (492)	73	63	10	71	61	10	2	2	-	-	-	-
Asthma (493)	4	2	2	4	2	2	-	-	-	-	-	-
Peptic ulcer (531-533)	29	20	9	28	19	9	1	1	-	-	-	-
Hernia and intestinal obstr. (550-553, 560)	45	21	24	45	21	24	-	-	-	-	-	-
Cirrhosis of liver (571)	18	13	5	16	11	5	1	1	-	1	1	-
Cholelithiasis, cholecystitis and cholangitis (574, 575)	14	4	10	11	3	8	1	-	1	2	1	1
Nephritis and nephrosis (580-584)	40	16	24	32	13	19	8	3	5	-	-	-
Infections of kidney (590)	52	26	26	51	25	26	1	1	-	-	-	-
Hyperplasia of prostate (600)	3	3	-	3	3	-	-	-	-	-	-	-
Congenital anomalies (740-759)	5	2	3	4	2	2	1	-	1	-	-	-
Certain causes of mortality in early infancy (760-769.2, 769.4-772, 774-778)	-	-	-	-	-	-	-	-	-	-	-	-
Symptoms and ill-defined conditions (780-796)	61	30	31	55	25	30	5	5	-	1	-	1
All other diseases (Residual)	489	256	233	465	247	218	15	7	8	9	2	7
Accidents (E800-E949)	159	83	76	148	78	70	10	4	6	1	1	-
Motor vehicle accidents (E810-E823)	44	30	14	41	28	13	2	1	1	1	1	-
All other accidents (E800-E807, E825-E949)	115	53	62	107	50	57	8	3	5	-	-	-
Suicide (E950-E959)	18	16	2	18	16	2	-	-	-	-	-	-
Homicide (E960-E978)	6	3	3	4	3	1	2	-	2	-	-	-
All other external causes (E980-E999)	2	2	-	2	2	-	-	-	-	-	-	-

TABLE XIV
RESIDENT DEATHS BY 38 SELECTED CAUSES BY AGE BY RACE AND SEX
OKLAHOMA, 1974

CAUSE OF DEATH	85+											
	Total			White			Negro			Indian		
	Total	Male	Female	Total	Male	Female	Total	Male	Female	Total	Male	Female
Total deaths, all causes	4726	1831	2895	4326	1659	2667	309	138	171	91	38	53
Enteritis and other diarrheal diseases (008,009)	7	1	6	7	1	6	-	-	-	-	-	-
Tuberculosis, all forms (010-019)	4	3	1	4	3	1	-	-	-	-	-	-
Syphilis and its sequelae (090-097)	-	-	-	-	-	-	-	-	-	-	-	-
Other infective and parasitic diseases (Remainder of 000-136)	15	6	9	13	6	7	1	-	1	1	-	1
Malignant neoplasms (140-209)	394	181	213	355	162	193	35	16	19	4	3	1
Diabetes mellitus (250)	62	15	47	61	15	46	1	-	1	-	-	-
Meningitis (320)	1	1	-	1	1	-	-	-	-	-	-	-
Major cardiovascular diseases (390-448)	3424	1284	2140	3136	1165	1971	228	97	131	60	22	38
Diseases of heart (390-398, 402, 404, 410-429)	2128	837	1291	1938	754	1184	151	67	84	39	16	23
Active rheumatic fever and chronic rheumatic heart disease (390-398)	3	-	3	2	-	2	-	-	-	1	-	1
Hypertensive heart disease with or without renal disease (402,404)	65	32	33	61	31	30	2	-	2	2	1	1
Ischemic heart disease (410-414)	1849	720	1129	1684	644	1040	137	63	74	28	13	15
Chronic disease of endocardium and other myocardial insufficiency (424, 428)	15	6	9	15	6	9	-	-	-	-	-	-
All other forms of heart disease (420-423, 425-427, 429)	196	79	117	176	73	103	12	4	8	8	2	6
Hypertension (400, 401, 403)	27	12	15	26	12	14	1	-	1	-	-	-
Cerebrovascular disease (430-438)	965	339	626	888	309	579	63	25	38	14	5	9
Arteriosclerosis (440)	221	65	156	206	60	146	9	4	5	6	1	5
Other diseases of arteries, arterioles, and capillaries (441-448)	83	31	52	78	30	48	4	1	3	1	-	1
Acute bronchitis and bronchiolitis (466)	-	-	-	-	-	-	-	-	-	-	-	-
Influenza and pneumonia (470-474, 480-486)	252	105	147	233	93	140	10	6	4	9	6	3
Influenza (470-474)	10	2	8	10	2	8	-	-	-	-	-	-
Pneumonia (480-486)	242	103	139	223	91	132	10	6	4	9	6	3
Bronchitis, emphysema, and asthma (490-493)	19	12	7	17	11	6	2	1	1	-	-	-
Chronic and unqual. bronchitis (490, 491)	5	1	4	5	1	4	-	-	-	-	-	-
Emphysema (492)	13	11	2	11	10	1	2	1	1	-	-	-
Asthma (493)	1	-	1	1	-	1	-	-	-	-	-	-
Peptic ulcer (531-533)	19	4	15	18	4	14	-	-	-	1	-	1
Hernia and intestinal obstr. (550-553, 560)	17	4	13	16	4	12	1	-	1	-	-	-
Cirrhosis of liver (571)	6	2	4	6	2	4	-	-	-	-	-	-
Cholelithiasis, cholecystitis and cholangitis (574, 575)	9	4	5	8	3	5	-	-	-	1	1	-
Nephritis and nephrosis (580-584)	28	14	14	22	11	11	4	2	2	2	1	1
Infections of kidney (590)	33	18	15	30	16	14	3	2	1	-	-	-
Hyperplasia of prostate (600)	6	6	-	6	6	-	-	-	-	-	-	-
Congenital anomalies (740-759)	2	1	1	1	-	1	-	-	-	1	1	-
Certain causes of mortality in early infancy (760-769.2, 769.4-772, 774-778)	-	-	-	-	-	-	-	-	-	-	-	-
Symptoms and ill-defined conditions (780-796)	77	27	50	69	26	43	4	4	-	4	1	3
All other diseases (Residual)	232	92	140	214	85	129	12	5	7	6	2	4
Accidents (E800-E949)	108	44	64	102	40	62	5	3	2	1	1	-
Motor vehicle accidents (E810-E823)	12	8	4	10	6	4	2	2	-	-	-	-
All other accidents (E800-E807, E825-E949)	96	36	60	92	34	58	3	1	2	1	1	-
Suicide (E950-E959)	5	4	1	4	3	1	1	1	-	-	-	-
Homicide (E960-E978)	5	2	3	2	1	1	2	1	1	1	-	1
All other external causes (E980-E999)	1	1	-	1	1	-	-	-	-	-	-	-

TABLE XV
RESIDENT DEATHS BY INDIVIDUAL AGE, RACE AND SEX, OKLAHOMA, 1974

AGE	TOTAL			WHITE			NEGRO			INDIAN		
	Total	Male	Female	Total	Male	Female	Total	Male	Female	Total	Male	Female
ALL AGES	27,228	15,118	12,110	24,541	13,629	10,912	1,923	1,049	874	764	440	324
Under 1 day	242	138	104	197	106	91	40	28	12	5	4	1
1 day	100	51	49	88	46	42	9	5	4	3	-	3
2 days	55	34	21	50	30	20	3	2	1	2	2	-
3 days	23	16	7	19	14	5	3	1	2	1	1	-
4 days	11	5	6	9	5	4	2	-	2	-	-	-
5 days	8	4	4	6	2	4	2	2	-	-	-	-
6 days	10	8	2	9	7	2	-	-	-	1	1	-
7 days	6	4	2	5	3	2	1	1	-	-	-	-
8 days	12	10	2	10	9	1	2	1	1	-	-	-
9 days	5	3	2	5	3	2	-	-	-	-	-	-
10 days	2	2	-	2	2	-	-	-	-	-	-	-
11 days	5	4	1	5	4	1	-	-	-	-	-	-
12 days	6	3	3	5	2	3	1	1	-	-	-	-
13 days	2	1	1	2	1	1	-	-	-	-	-	-
14 days	2	2	-	1	1	-	1	1	-	-	-	-
15 days	6	3	3	5	3	2	-	-	-	1	-	1
16 days	4	3	1	3	3	-	1	-	1	-	-	-
17 days	1	1	-	1	1	-	-	-	-	-	-	-
18 days	-	-	-	-	-	-	-	-	-	-	-	-
19 days	2	-	2	2	-	2	-	-	-	-	-	-
20 days	4	3	1	2	2	-	2	1	1	-	-	-
21 days	6	5	1	5	4	1	1	1	-	-	-	-
22 days	-	-	-	-	-	-	-	-	-	-	-	-
23 days	3	3	-	2	2	-	1	1	-	-	-	-
24 days	3	1	2	2	1	1	1	-	1	-	-	-
25 days	1	1	-	1	1	-	-	-	-	-	-	-
26 days	5	1	4	4	1	3	1	-	1	-	-	-
27 days	2	1	1	-	-	-	1	1	-	1	-	1
Total under 1 month	526	307	219	440	253	187	72	46	26	14	8	6
1 month	51	31	20	35	21	14	13	9	4	3	1	2
2 months	49	25	24	34	16	18	13	8	5	2	1	1
3 months	25	16	9	16	11	5	6	2	4	3	3	-
4 months	23	17	6	15	12	3	3	2	1	5	3	2
5 months	13	9	4	8	5	3	3	2	1	2	2	-
6 months	11	6	5	8	6	2	2	-	2	1	-	1
7 months	7	3	4	5	1	4	2	2	-	-	-	-
8 months	10	6	4	9	5	4	-	-	-	1	1	-
9 months	11	7	4	8	5	3	3	2	1	-	-	-
10 months	8	4	4	6	3	3	2	1	1	-	-	-
11 months	4	1	3	2	1	1	1	-	1	1	-	1
Total under 1 year	738	432	306	586	339	247	120	74	46	32	19	13
1 year	71	37	34	64	36	28	6	1	5	1	-	1
2 years	31	21	10	25	17	8	5	3	2	1	1	-
3 years	29	14	15	23	12	11	3	1	2	3	1	2
4 years	25	15	10	17	12	5	4	2	2	4	1	3
5 years	20	13	7	16	10	6	3	2	1	1	1	-
6 years	16	8	8	11	7	4	4	1	3	1	-	1
7 years	13	8	5	10	6	4	2	2	-	1	-	1
8 years	23	13	10	20	10	10	3	3	-	-	-	-
9 years	19	12	7	18	11	7	1	1	-	-	-	-
10 years	15	11	4	15	11	4	-	-	-	-	-	-
11 years	22	16	6	20	16	4	2	-	2	-	-	-
12 years	16	8	8	12	7	5	3	1	2	1	-	1
13 years	29	18	11	27	17	10	2	1	1	-	-	-
14 years	24	17	7	21	15	6	2	1	1	1	1	-
15 years	31	25	6	26	21	5	4	3	1	1	1	-
16 years	51	37	14	48	34	14	1	1	-	2	2	-
17 years	64	42	22	56	38	18	2	-	2	6	4	2
18 years	69	52	17	59	43	16	8	7	1	2	2	-
19 years	79	64	15	68	55	13	7	5	2	4	4	-
20 years	77	57	20	63	46	17	6	4	2	8	7	1
21 years	63	49	14	43	35	8	14	10	4	6	4	2
22 years	60	45	15	45	35	10	10	7	3	5	3	2
23 years	62	47	15	49	36	13	6	5	1	7	6	1
24 years	51	39	12	42	33	9	8	5	3	1	1	-
25 years	67	49	18	52	36	16	11	9	2	4	4	-
26 years	51	38	13	39	30	9	10	7	3	2	1	1
27 years	63	38	25	53	33	20	7	4	3	3	1	2
28 years	51	41	10	45	37	8	4	2	2	2	2	-

TABLE XV
RESIDENT DEATHS BY INDIVIDUAL AGE, RACE AND SEX, OKLAHOMA, 1974 (Continued)

AGE	TOTAL			WHITE			NEGRO			INDIAN		
	Total	Male	Female	Total	Male	Female	Total	Male	Female	Total	Male	Female
29 years	41	25	16	32	20	12	3	1	2	6	4	2
30 years	50	31	19	38	25	13	4	1	3	8	5	3
31 years	64	38	26	56	33	23	6	5	1	2	-	2
32 years	47	28	19	39	24	15	2	1	1	6	3	3
33 years	37	26	11	31	21	10	5	4	1	1	1	-
34 years	53	34	19	44	28	16	5	4	1	4	2	2
35 years	63	45	18	59	42	17	3	2	1	1	1	-
36 years	64	40	24	53	35	18	6	3	3	5	2	3
37 years	49	36	13	40	30	10	6	4	2	3	2	1
38 years	73	43	30	65	38	27	6	4	2	2	1	1
39 years	71	48	23	59	37	22	8	8	-	4	3	1
40 years	86	53	33	71	44	27	9	5	4	6	4	2
41 years	88	59	29	73	49	24	8	5	3	7	5	2
42 years	90	56	34	76	47	29	10	7	3	4	2	2
43 years	91	55	36	84	51	33	7	4	3	-	-	-
44 years	122	81	41	103	68	35	10	9	1	9	4	5
45 years	125	80	45	97	64	33	15	8	7	13	8	5
46 years	140	85	55	118	76	42	15	8	7	7	1	6
47 years	157	105	52	141	93	48	11	9	2	5	3	2
48 years	184	121	63	157	96	61	19	17	2	8	8	-
49 years	163	115	48	146	102	44	12	9	3	5	4	1
50 years	198	129	69	181	115	66	9	7	2	8	7	1
51 years	218	138	80	192	126	66	18	6	12	8	6	2
52 years	235	155	80	204	136	68	16	10	6	15	9	6
53 years	255	165	90	219	136	83	17	14	3	19	15	4
54 years	262	176	86	226	149	77	24	18	6	12	9	3
55 years	306	201	105	270	179	91	17	12	5	19	10	9
56 years	296	201	95	257	177	80	27	15	12	12	9	3
57 years	305	203	102	264	180	84	33	18	15	8	5	3
58 years	332	221	111	301	203	98	20	14	6	11	4	7
59 years	356	231	125	309	203	106	33	19	14	14	9	5
60 years	373	250	123	343	237	106	17	6	11	13	7	6
61 years	423	281	142	370	252	118	39	20	19	14	9	5
62 years	455	303	152	412	278	134	27	16	11	16	9	7
63 years	469	295	174	412	263	149	37	22	15	20	10	10
64 years	506	324	182	451	292	159	38	20	18	17	12	5
65 years	550	357	193	501	325	176	40	25	15	9	7	2
66 years	571	381	190	516	348	168	37	21	16	18	12	6
67 years	622	384	238	569	362	207	40	17	23	13	5	8
68 years	598	374	224	551	350	201	38	19	19	9	5	4
69 years	614	395	219	556	358	198	43	29	14	15	8	7
70 years	628	381	247	562	346	216	43	21	22	23	14	9
71 years	660	397	263	610	369	241	41	22	19	9	6	3
72 years	676	412	264	608	371	237	52	31	21	16	10	6
73 years	743	411	332	666	376	290	59	24	35	18	11	7
74 years	739	415	324	658	370	288	59	29	30	22	16	6
75 years	690	392	298	641	375	266	35	11	24	14	6	8
76 years	683	378	305	641	355	286	33	20	13	9	3	6
77 years	727	410	317	681	385	296	36	21	15	10	4	6
78 years	777	371	406	724	349	375	39	16	23	14	6	8
79 years	769	364	405	706	333	373	48	25	23	15	6	9
80 years	733	354	379	688	331	357	36	20	16	9	3	6
81 years	771	371	400	714	345	369	47	21	26	10	5	5
82 years	769	357	412	731	336	395	24	13	11	14	8	6
83 years	700	326	374	664	311	353	29	12	17	7	3	4
84 years	705	310	395	662	288	374	35	17	18	8	5	3
85 years	730	316	414	674	288	386	37	20	17	19	8	11
86 years	619	261	358	566	244	322	40	14	26	13	3	10
87 years	543	217	326	510	201	309	27	14	13	6	2	4
88 years	507	204	303	476	191	285	25	11	14	6	2	4
89 years	481	184	297	442	167	275	32	12	20	7	5	2
90 years	349	121	228	323	107	216	19	12	7	7	2	5
91 years	311	122	189	279	103	176	23	12	11	9	7	2
92 years	283	112	171	264	103	161	11	4	7	8	5	3
93 years	218	69	149	200	63	137	16	6	10	2	-	2
94 years	200	72	128	183	62	121	15	9	6	2	1	1
95 years	114	32	82	104	29	75	10	3	7	-	-	-
96 years	94	27	67	86	25	61	8	2	6	-	-	-
97 years	67	23	44	59	20	39	7	3	4	1	-	1
98 years	49	16	33	45	15	30	2	1	1	2	-	2
99 years and over	135	42	93	99	29	70	28	11	17	8	2	6
Unknown	26	17	9	16	12	4	9	4	5	1	1	-

TABLE XVI
LEADING CAUSES OF DEATHS, NUMBER AND RANK, BY RACE AND SEX, OKLAHOMA, 1974

CAUSE OF DEATH	TOTAL		SEX				RACE					
			Male		Female		White		Negro		Indian	
	Number	Rank	Number	Rank	Number	Rank	Number	Rank	Number	Rank	Number	Rank
TOTAL, All Causes	27,228		15,118		12,110		24,541		1,923		764	
Diseases of the heart	10,182	1	5,755	1	4,427	1	9,282	1	662	1	238	1
Malignant neoplasms	4,789	2	2,645	2	2,144	2	4,378	2	311	2	100	2
Cerebrovascular diseases	3,371	3	1,456	3	1,915	3	3,082	3	227	3	62	4
Accidents	1,613	4	1,147	4	466	4	1,414	4	124	4	75	3
Influenza and pneumonia	851	5	460	5	391	5	762	5	61	6	28	7
Arteriosclerosis	528	6	223		305	6	487	6	28	9	13	
Diabetes mellitus	413	7	147	8	266	7	328	9	50	8	35	5
Certain causes of mortality in early infancy	410	8	241	9	169	8	344	8	57	7	9	10
Suicide	388	9	269	6	119	9	366	7	6		16	8
Cirrhosis of liver	352	10	234	10	118	10	293		24		35	5
Bronchitis, emphysema, asthma	320		253	7	67		303	10	14		3	
Homicide	282		219		63		192		74	5	16	8
Congenital anomalies	178		101		77		159		13		6	
Nephritis and nephrosis	148		78		70		114		26	10	8	
Peptic ulcer	122		73		49		109		9		4	
Infection of kidney	121		62		59		107		11		3	
Hernia and intestinal obstruction	108		49		59		102		5		1	
Hypertension, without heart disease	98		44		54		81		11		6	
Tuberculosis, all forms	54		39		15		41		6		7	
Cholelithiasis, cholecystitis, cholangitis	49		21		28		41		3		5	
Enteritis and other diarrheal diseases	44		18		26		37		2		5	
Meningitis	26		14		12		19		3		4	
Hyperplasia of prostate	10		10		-		10		-		-	
Acute bronchitis and bronchiolitis	9		7		2		9		-		-	
Syphilis and its sequelae	5		4		1		4		1		-	
All other causes	2,757		1,549		1,208		2,477		195		85	

TABLE XVII
LEADING CAUSES OF DEATH, NUMBER AND RANK, BY AGE, OKLAHOMA, 1974

CAUSE OF DEATH	AGE													
	All ages		-5		5-24		25-44		45-64		65-84		85+	
	Number	Rank	Number	Rank	Number	Rank	Number	Rank	Number	Rank	Number	Rank	Number	Rank
TOTAL, All Causes	27,228		894		804		1,321		5,758		13,725		4,726	
Diseases of the heart	10,182	1	9	9	16	6	163	3	2,085	1	5,781	1	2,128	1
Malignant neoplasms	4,789	2	18	5	61	4	244	2	1,514	2	2,558	2	394	3
Cerebrovascular diseases	3,371	3	5	10	5	8	36	7	360	3	2,000	3	965	2
Accidents	1,613	4	101	3	432	1	322	1	327	4	323	5	108	6
Influenza and pneumonia	851	5	66	4	10	7	25	8	86	8	412	4	252	4
Arteriosclerosis	528	6	-		-		1		27		279	6	221	5
Diabetes mellitus	413	7	1		4	9	14	9	89	7	243	7	62	7
Certain causes of mortality in early infancy	410	8	408	1	1		-		1		-		-	
Suicide	388	9	-		72	3	131	4	119	6	61		5	
Cirrhosis of liver	352	10	-		2		49	6	212	5	83	9	6	
Bronchitis, emphysema, asthma	320		1		1		4		84	9	211	8	19	
Homicide	282		13	7	76	2	111	5	59	10	18		5	
Congenital anomalies	178		130	2	20	5	9	10	10		7		2	
Nephritis and nephrosis	148		-		1		9	10	38		72		28	9
Peptic ulcer	122		-		-		9	10	35		59		19	
Infection of kidney	121		-		2		-		13		73	10	33	8
Hernia and intestinal obstruction	108		4		-		2		12		73	10	17	
Hypertension, without heart disease	98		-		-		1		16		54		27	10
Tuberculosis, all forms	54		-		-		4		21		25		4	
Cholelithiasis, cholecystitis, cholangitis	49		-		-		3		8		29		9	
Enteritis and other diarrheal diseases	44		12	8	-		-		5		20		7	
Meningitis	26		15	6	3	10	1		4		2		1	
Hyperplasia of prostate	10		-		-		-		-		4		6	
Acute bronchitis and bronchiolitis	9		1		-		-		1		7		-	
Syphilis and its sequelae	5		-		-		-		-		5		-	
All other causes	2,757		110		98		183		632		1,326		408	

TABLE XVIII
RESIDENT DEATHS BY THREE-DIGIT ICDA CODE, NUMBER AND RATE, AND RACE, OKLAHOMA, 1974

Cause of Death	ICDA Number	Total		White	Negro	Indian
		No.	Rate	No.	No.	No.
ALL CAUSES	000-999	27,228	1005.1	24,541	1,923	764
INFECTIVE AND PARASITIC DISEASES	000-136	248	9.2	209	19	20
Intestinal infectious diseases	000-009	47	1.7	40	2	5
Cholera	000	-	-	-	-	-
Typhoid fever	001	-	-	-	-	-
Paratyphoid fever	002	-	-	-	-	-
Other Salmonella infections	003	2	0.1	2	-	-
Bacillary dysentery	004	1	0.0	1	-	-
Food poisoning (bacterial)	005	-	-	-	-	-
Amebiasis	006	-	-	-	-	-
Other protozoal intestinal diseases	007	-	-	-	-	-
Enteritis due to other specified organism	008	3	0.1	2	1	-
Diarrheal disease	009	41	1.5	35	1	5
Tuberculosis	010-019	54	2.0	41	6	7
Silicotuberculosis	010	-	-	-	-	-
Pulmonary tuberculosis	011	41	1.5	31	5	5
Other respiratory tuberculosis	012	2	0.1	2	-	-
Tuberculosis of meninges and central nervous system	013	-	-	-	-	-
Tuberculosis of intestines, peritoneum, and mesenteric glands	014	-	-	-	-	-
Tuberculosis of bones and joints	015	-	-	-	-	-
Tuberculosis of genitourinary system	016	1	0.0	1	-	-
Tuberculosis of other organs	017	1	0.0	1	-	-
Disseminated tuberculosis	018	1	0.0	-	-	1
Late effects of tuberculosis	019	8	0.3	6	1	1
Zoonotic bacterial diseases	020-027	-	-	-	-	-
Plague	020	-	-	-	-	-
Tularemia	021	-	-	-	-	-
Anthrax	022	-	-	-	-	-
Brucellosis	023	-	-	-	-	-
Glanders	024	-	-	-	-	-
Melioidosis	025	-	-	-	-	-
Rat-bite fever	026	-	-	-	-	-
Other zoonotic bacterial diseases	027	-	-	-	-	-
Other bacterial diseases	030-039	106	3.9	90	10	6
Leprosy	030	-	-	-	-	-
Other diseases due to mycobacteria	031	1	0.0	1	-	-
Diphtheria	032	-	-	-	-	-
Whooping cough	033	-	-	-	-	-
Streptococcal sore throat and scarlet fever	034	-	-	-	-	-
Erysipelas	035	-	-	-	-	-
Meningococcal infection	036	4	0.1	3	1	-
Tetanus	037	3	0.1	3	-	-
Septicemia	038	83	3.1	69	8	6
Other bacterial diseases	039	15	0.6	14	1	-
Poliomyelitis and other enterovirus diseases of central nervous system	040-046	3	0.1	1	-	2
Acute paralytic poliomyelitis specified as bulbar	040	-	-	-	-	-
Acute poliomyelitis with other paralysis	041	-	-	-	-	-
Acute nonparalytic poliomyelitis	042	-	-	-	-	-
Acute poliomyelitis, unspecified	043	-	-	-	-	-
Late effects of acute poliomyelitis	044	1	0.0	1	-	-
Aseptic meningitis due to enterovirus	045	1	0.0	-	-	1
Other enterovirus diseases of central nervous system	046	1	0.0	-	-	1
Viral diseases accompanied by exanthem	050-057	4	0.1	4	-	-
Smallpox	050	-	-	-	-	-
Cowpox	051	-	-	-	-	-
Chickenpox	052	-	-	-	-	-
Herpes zoster	053	3	0.1	3	-	-
Herpes simplex	054	1	0.0	1	-	-
Measles	055	-	-	-	-	-
Rubella	056	-	-	-	-	-
Other viral exanthem	057	-	-	-	-	-

TABLE XVIII
RESIDENT DEATHS BY THREE-DIGIT ICDA CODE, NUMBER AND RATE, AND RACE, OKLAHOMA, 1974 (Continued)

Cause of Death	ICDA Number	Total No.	Total Rate	White No.	Negro Rate	Indian No.
INFECTIVE AND PARASITIC DISEASES -- Continued						
Arthropod-borne viral diseases	060-068	2	0.1	2	-	-
Yellow fever	060	-	-	-	-	-
Dengue	061	-	-	-	-	-
Mosquito-borne viral encephalitis	062	-	-	-	-	-
Tick-borne viral encephalitis	063	-	-	-	-	-
Viral encephalitis transmitted by other arthropods	064	-	-	-	-	-
Viral encephalitis, unspecified	065	2	0.1	2	-	-
Late effects of viral encephalitis	066	-	-	-	-	-
Arthropod-borne hemorrhagic fever	067	-	-	-	-	-
Other arthropod-borne viral diseases	068	-	-	-	-	-
Other viral diseases	070-079	12	0.4	12	-	-
Infectious hepatitis	070	7	0.3	7	-	-
Rabies	071	-	-	-	-	-
Mumps	072	-	-	-	-	-
Psittacosis	073	-	-	-	-	-
Specific diseases due to Coxsackie virus	074	-	-	-	-	-
Infectious mononucleosis	075	-	-	-	-	-
Trachoma, active	076	-	-	-	-	-
Late effects of trachoma	077	-	-	-	-	-
Other viral diseases of the conjunctiva	078	-	-	-	-	-
Other viral diseases	079	5	0.2	5	-	-
Rickettsioses and other arthropod-borne diseases	080-089	3	0.1	3	-	-
Epidemic louse-borne typhus	080	-	-	-	-	-
Other typhus	081	-	-	-	-	-
Tick-borne rickettsioses	082	3	0.1	3	-	-
Other rickettsioses	083	-	-	-	-	-
Malaria	084	-	-	-	-	-
Leishmaniasis	085	-	-	-	-	-
American trypanosomiasis	086	-	-	-	-	-
Other trypanosomiasis	087	-	-	-	-	-
Relapsing fever	088	-	-	-	-	-
Other arthropod-borne diseases	089	-	-	-	-	-
Syphilis and other venereal diseases	090-099	5	0.2	4	1	-
Congenital syphilis	090	-	-	-	-	-
Early syphilis, symptomatic	091	-	-	-	-	-
Early syphilis, latent	092	-	-	-	-	-
Cardiovascular syphilis	093	2	0.1	1	1	-
Syphilis of central nervous system	094	2	0.1	2	-	-
Other forms of late syphilis, with symptoms	095	-	-	-	-	-
Late syphilis, latent	096	-	-	-	-	-
Other syphilis and not specified	097	1	0.0	1	-	-
Gonococcal infections	098	-	-	-	-	-
Other venereal disease	099	-	-	-	-	-
Other spirochetal diseases	100-104	-	-	-	-	-
Leptospirosis	100	-	-	-	-	-
Vincent's angina	101	-	-	-	-	-
Yaws	102	-	-	-	-	-
Pinta	103	-	-	-	-	-
Other spirochetal infection	104	-	-	-	-	-
Mycoses	110-117	5	0.2	5	-	-
Dermatophytosis	110	-	-	-	-	-
Dermatomycosis, other and unspecified	111	-	-	-	-	-
Moniliasis	112	-	-	-	-	-
Actinomycosis	113	-	-	-	-	-
Coccidioidomycosis	114	-	-	-	-	-
Histoplasmosis	115	-	-	-	-	-
Blastomycosis	116	3	0.1	3	-	-
Other systemic mycosis	117	2	0.1	2	-	-
Helminthiasis	120-129	-	-	-	-	-
Schistosomiasis	120	-	-	-	-	-
Other trematode infestation	121	-	-	-	-	-
Hydatidosis	122	-	-	-	-	-
Other cestode infestation	123	-	-	-	-	-

TABLE XVIII
RESIDENT DEATHS BY THREE-DIGIT ICDA CODE, NUMBER AND RATE, AND RACE, OKLAHOMA, 1974 (Continued)

Cause of Death	ICDA Number	Total No.	Total Rate	White No.	Negro No.	Indian No.
INFECTIVE AND PARASITIC DISEASES -- Continued						
Trichiniasis	124	-	-	-	-	-
Filarial infestation	125	-	-	-	-	-
Ancylostomiasis	126	-	-	-	-	-
Other intestinal helminthiasis	127	-	-	-	-	-
Other and unspecified helminthiasis	128	-	-	-	-	-
Intestinal parasitism, unspecified	129	-	-	-	-	-
Other infective and parasitic diseases	130-136	7	0.3	7	-	-
Toxoplasmosis	130	-	-	-	-	-
Trichomoniasis urogenitalis	131	-	-	-	-	-
Pediculosis	132	-	-	-	-	-
Acariasis	133	-	-	-	-	-
Other infestation	134	-	-	-	-	-
Sarcoidosis	135	1	0.0	1	-	-
Other and unspecified infective and parasitic diseases	136	6	0.2	6	-	-
NEOPLASMS	140-239	4,852	179.1	4,437	313	102
Malignant neoplasm of buccal cavity and pharynx	140-149	103	3.8	91	11	1
Malignant neoplasm of lip	140	2	0.1	2	-	-
Malignant neoplasm of tongue	141	20	0.7	20	-	-
Malignant neoplasm of salivary gland	142	10	0.4	10	-	-
Malignant neoplasm of gum	143	1	0.0	1	-	-
Malignant neoplasm of floor of mouth	144	4	0.1	4	-	-
Malignant neoplasm of other and unspecified parts of mouth	145	9	0.3	8	1	-
Malignant neoplasm of oropharynx	146	14	0.5	10	4	-
Malignant neoplasm of nasopharynx	147	7	0.3	7	-	-
Malignant neoplasm of hypopharynx	148	9	0.3	6	3	-
Malignant neoplasm of pharynx, unspecified	149	27	1.0	23	3	1
Malignant neoplasm of digestive organs and peritoneum	150-159	1,165	43.0	1,050	89	26
Malignant neoplasm of esophagus	150	61	2.3	56	5	-
Malignant neoplasm of stomach	151	165	6.1	141	20	4
Malignant neoplasm of small intestine, including duodenum	152	11	0.4	7	4	-
Malignant neoplasm of large intestine, except rectum	153	488	18.0	448	32	8
Malignant neoplasm of rectum and rectosigmoid junction	154	82	3.0	72	8	2
Malignant neoplasm of liver and intrahepatic bile ducts, specified as primary	155	27	1.0	24	1	2
Malignant neoplasm of gallbladder and bile ducts	156	48	1.8	43	4	1
Malignant neoplasm of pancreas	157	261	9.6	238	14	9
Malignant neoplasm of peritoneum and retroperitoneal tissue	158	12	0.4	12	-	-
Malignant neoplasm of unspecified digestive organs	159	10	0.4	9	1	-
Malignant neoplasm of respiratory system	160-163	1,179	43.5	1,099	62	18
Malignant neoplasm of nose, nasal cavities, middle ear, and accessory sinuses	160	7	0.3	7	-	-
Malignant neoplasm of larynx	161	37	1.4	34	1	2
Malignant neoplasm of trachea, bronchus, and lung	162	1,124	41.5	1,047	61	16
Malignant neoplasm of other and unspecified respiratory organs	163	11	0.4	11	-	-
Malignant neoplasm of bone, connective tissue, skin, and breast	170-174	497	18.3	461	24	12
Malignant neoplasm of bone	170	21	0.8	18	2	1
Malignant neoplasm of connective and other soft tissue	171	27	1.0	23	1	3
Malignant melanoma of skin	172	51	1.9	50	1	-
Other malignant neoplasm of skin	173	22	0.8	22	-	-
Malignant neoplasm of breast	174	376	13.9	348	20	8
Malignant neoplasm of genitourinary organs	180-189	827	30.5	732	76	19
Malignant neoplasm of cervix uteri	180	106	3.9	90	12	4
Chorionepithelioma	181	1	0.0	-	-	1
Other malignant neoplasm of uterus	182	74	2.7	65	8	1
Malignant neoplasm of ovary, fallopian tube, and broad ligament	183	130	4.8	117	9	4
Malignant neoplasm of other and unspecified female genital organs	184	16	0.6	15	1	-
Malignant neoplasm of prostate	185	289	10.7	248	39	2
Malignant neoplasm of testis	186	13	0.5	12	-	1
Malignant neoplasm of other and unspecified male genital organs	187	1	0.0	1	-	-
Malignant neoplasm of bladder	188	104	3.8	97	5	2
Malignant neoplasm of other and unspecified urinary organs	189	93	3.4	87	2	4

TABLE XVIII
RESIDENT DEATHS BY THREE-DIGIT ICDA CODE, NUMBER AND RATE, AND RACE, OKLAHOMA, 1974 (Continued)

Cause of Death	ICDA Number	Total No.	Total Rate	White No.	Negro No.	Indian No.
NEOPLASMS -- Continued						
Malignant neoplasm of other and unspecified sites	190-199	535	19.7	489	31	15
Malignant neoplasm of eye	190	4	0.1	4	-	-
Malignant neoplasm of brain	191	79	2.9	77	2	-
Malignant neoplasm of other parts of nervous system	192	25	0.9	24	-	1
Malignant neoplasm of thyroid gland	193	18	0.7	17	-	1
Malignant neoplasm of other endocrine glands	194	6	0.2	6	-	-
Malignant neoplasm of ill-defined sites	195	56	2.1	47	4	5
Secondary and unspecified malignant neoplasm of lymph nodes	196	1	0.0	1	-	-
Secondary malignant neoplasm of respiratory and digestive systems	197	141	5.2	125	11	5
Other secondary malignant neoplasm	198	26	1.0	22	4	-
Malignant neoplasm without specification of site	199	179	6.6	166	10	3
Neoplasms of lymphatic and hematopoietic tissue	200-209	483	17.8	456	18	9
Lymphosarcoma and reticulum-cell sarcoma	200	82	3.0	80	2	-
Hodgkin's disease	201	35	1.3	31	3	1
Other neoplasms of lymphoid tissue	202	53	2.0	51	1	1
Multiple myeloma	203	78	2.9	69	7	2
Lymphatic leukemia	204	69	2.5	66	3	-
Myeloid leukemia	205	84	3.1	80	-	4
Monocytic leukemia	206	13	0.5	12	1	-
Other and unspecified leukemia	207	49	1.8	48	-	1
Polycythemia vera	208	5	0.2	5	-	-
Myelofibrosis	209	15	0.6	14	1	-
Benign neoplasms	210-228	28	1.0	27	-	1
Benign neoplasm of buccal cavity and pharynx	210	1	0.0	1	-	-
Benign neoplasm of other parts of digestive system	211	4	0.1	3	-	1
Benign neoplasm of respiratory system	212	-	-	-	-	-
Benign neoplasm of bone and cartilage	213	-	-	-	-	-
Lipoma	214	-	-	-	-	-
Other benign neoplasm of muscular and connective tissue	215	-	-	-	-	-
Benign neoplasm of skin	216	-	-	-	-	-
Benign neoplasm of breast	217	-	-	-	-	-
Uterine fibroma	218	1	0.0	1	-	-
Other benign neoplasm of uterus	219	-	-	-	-	-
Benign neoplasm of ovary	220	3	0.1	3	-	-
Benign neoplasm of other female genital organs	221	-	-	-	-	-
Benign neoplasm of male genital organs	222	-	-	-	-	-
Benign neoplasm of kidney and other urinary organs	223	-	-	-	-	-
Benign neoplasm of eye	224	-	-	-	-	-
Benign neoplasm of brain and other parts of nervous system	225	13	0.5	13	-	-
Benign neoplasm of endocrine glands	226	2	0.1	2	-	-
Hemangioma and lymphangioma	227	2	0.1	2	-	-
Benign neoplasm of other and unspecified organs and tissues	228	2	0.1	2	-	-
Neoplasm of unspecified nature	230-239	35	1.3	32	2	1
Neoplasm of unspecified nature of digestive organs	230	5	0.2	4	1	-
Neoplasm of unspecified nature of respiratory organs	231	3	0.1	3	-	-
Neoplasm of unspecified nature of skin and musculo-skeletal system	232	-	-	-	-	-
Neoplasm of unspecified nature of breast	233	-	-	-	-	-
Neoplasm of unspecified nature of uterus	234	-	-	-	-	-
Neoplasm of unspecified nature of ovary	235	1	0.0	-	1	-
Neoplasm of unspecified nature of other female genital organs	236	-	-	-	-	-
Neoplasm of unspecified nature of other genitourinary organs	237	-	-	-	-	-
Neoplasm of unspecified nature of eye, brain, and other parts of nervous system	238	25	0.9	24	-	1
Neoplasm of unspecified nature of other and unspecified organs	239	1	0.0	1	-	-
ENDOCRINE, NUTRITIONAL, AND METABOLIC DISEASES	240-279	517	19.1	420	58	39
Diseases of thyroid gland	240-246	6	0.2	6	-	-
Simple goiter	240	-	-	-	-	-
Nontoxic nodular goiter	241	-	-	-	-	-
Thyrotoxicosis with or without goiter	242	-	-	-	-	-
Cretinism of congenital origin	243	-	-	-	-	-
Myxedema	244	6	0.2	6	-	-
Thyroiditis	245	-	-	-	-	-
Other diseases of thyroid gland	246	-	-	-	-	-

TABLE XVIII
RESIDENT DEATHS BY THREE-DIGIT ICDA CODE, NUMBER AND RATE, AND RACE, OKLAHOMA, 1974 (Continued)

Cause of Death	ICDA Number	Total No.	Total Rate	White No.	Negro No.	Indian No.
ENDOCRINE, NUTRITIONAL, AND METABOLIC DISEASES -- Continued						
Diseases of other endocrine glands	250-258	426	15.7	338	52	36
Diabetes mellitus	250	413	15.2	328	50	35
Disorders of pancreatic internal secretion other than diabetes mellitus	251	2	0.1	-	1	1
Diseases of parathyroid gland	252	1	0.0	1	-	-
Diseases of pituitary gland	253	4	0.1	3	1	-
Diseases of thymus gland	254	-	-	-	-	-
Diseases of adrenal glands	255	2	0.1	2	-	-
Ovarian dysfunction	256	-	-	-	-	-
Testicular dysfunction	257	-	-	-	-	-
Polyglandular dysfunction and other diseases of endocrine glands	258	4	0.1	4	-	-
Avitaminoses and other nutritional deficiency	260-269	41	1.5	37	4	-
Vitamin A deficiency	260	-	-	-	-	-
Thiamine deficiency	261	-	-	-	-	-
Niacin deficiency	262	-	-	-	-	-
Other vitamin B deficiency	263	-	-	-	-	-
Ascorbic acid deficiency	264	-	-	-	-	-
Vitamin D deficiency	265	-	-	-	-	-
Other vitamin deficiency states	266	-	-	-	-	-
Protein malnutrition	267	-	-	-	-	-
Nutritional marasmus	268	11	0.4	10	1	-
Other nutritional deficiency	269	30	1.1	27	3	-
Other metabolic diseases	270-279	44	1.6	39	2	3
Congenital disorders of amino-acid metabolism	270	-	-	-	-	-
Congenital disorders of carbohydrate metabolism	271	-	-	-	-	-
Congenital disorders of lipid metabolism	272	-	-	-	-	-
Other and unspecified congenital disorders of metabolism	273	11	0.4	10	1	-
Gout	274	1	0.0	1	-	-
Plasma protein abnormalities	275	9	0.3	8	-	1
Amyloidosis	276	2	0.1	2	-	-
Obesity not specified as of endocrine origin	277	13	0.5	11	-	2
Other hyperalimentation	278	-	-	-	-	-
Other and unspecified metabolic diseases	279	8	0.3	7	1	-
DISEASES OF THE BLOOD AND BLOOD-FORMING ORGANS	280-289	60	2.2	48	9	3
Iron deficiency anemias	280	1	0.0	1	-	-
Other deficiency anemias	281	3	0.1	2	1	-
Hereditary hemolytic anemias	282	9	0.3	3	4	2
Acquired hemolytic anemias	283	2	0.1	2	-	-
Aplastic anemia	284	16	0.6	16	-	-
Other and unspecified anemias	285	9	0.3	6	3	-
Coagulation defects	286	10	0.4	9	-	1
Purpura and other hemorrhagic conditions	287	5	0.2	4	1	-
Agranulocytosis	288	3	0.1	3	-	-
Other diseases of blood and blood-forming organs	289	2	0.1	2	-	-
MENTAL DISORDERS	290-315	169	6.2	142	16	11
Psychoses	290-299	16	0.6	14	2	-
Senile and presenile dementia	290	9	0.3	8	1	-
Alcoholic psychosis	291	6	0.2	5	1	-
Psychosis associated with intracranial infection	292	-	-	-	-	-
Psychosis associated with other cerebral conditions	293	-	-	-	-	-
Psychosis associated with other physical conditions	294	-	-	-	-	-
Schizophrenia	295	-	-	-	-	-
Affective psychoses	296	-	-	-	-	-
Paranoid states	297	-	-	-	-	-
Other psychoses	298	-	-	-	-	-
Unspecified psychosis	299	1	0.0	1	-	-
Neuroses, personality disorders, and other nonpsychotic mental disorders	300-309	141	5.2	117	13	11
Neuroses	300	1	0.0	1	-	-
Personality disorders	301	-	-	-	-	-
Sexual deviation	302	-	-	-	-	-
Alcoholism	303	118	4.4	95	12	11
Drug dependence	304	3	0.1	2	1	-
Physical disorders of presumably psychogenic origin	305	-	-	-	-	-
Special symptoms not elsewhere classified	306	1	0.0	1	-	-

TABLE XVIII
RESIDENT DEATHS BY THREE-DIGIT ICDA CODE, NUMBER AND RATE, AND RACE, OKLAHOMA, 1974 (Continued)

Cause of Death	ICDA Number	Total No.	Total Rate	White No.	Negro No.	Indian No.
MENTAL DISORDERS -- Continued						
Transient situational disturbances	307	-	-	-	-	-
Behavior disorders of childhood	308	-	-	-	-	-
Mental disorders not specified as psychotic associated with physical conditions	309	18	0.7	18	-	-
Mental retardation	310-315	12	0.4	11	1	-
Borderline mental retardation	310	-	-	-	-	-
Mild mental retardation	311	-	-	-	-	-
Moderate mental retardation	312	-	-	-	-	-
Severe mental retardation	313	2	0.1	2	-	-
Profound mental retardation	314	9	0.3	9	-	-
Unspecified mental retardation	315	1	0.0	-	1	-
DISEASES OF THE NERVOUS SYSTEM AND SENSE ORGANS	320-389	225	8.3	208	11	6
Inflammatory diseases of central nervous system	320-324	35	1.3	27	4	4
Meningitis	320	26	1.0	19	3	4
Phlebitis and thrombophlebitis of intracranial venous sinuses	321	1	0.0	1	-	-
Intracranial and intraspinal abscess	322	1	0.0	1	-	-
Encephalitis, myelitis, and encephalomyelitis	323	5	0.2	5	-	-
Late effects of intracranial abscess or pyogenic infection	324	2	0.1	1	1	-
Hereditary and familial diseases of nervous system	330-333	14	0.5	12	2	-
Hereditary neuromuscular disorders	330	8	0.3	8	-	-
Hereditary diseases of the striatopallidal system	331	4	0.1	3	1	-
Hereditary ataxia	332	1	0.0	1	-	-
Other hereditary and familial diseases of nervous system	333	1	0.0	-	1	-
Other diseases of central nervous system	340-349	172	6.3	166	4	2
Multiple sclerosis	340	15	0.6	14	1	-
Other demyelinating diseases of central nervous system	341	2	0.1	2	-	-
Paralysis agitans	342	46	1.7	45	1	-
Cerebral spastic infantile paralysis	343	10	0.4	9	-	1
Other cerebral paralysis	344	15	0.6	15	-	-
Epilepsy	345	17	0.6	15	1	1
Migraine	346	-	-	-	-	-
Other diseases of brain	347	33	1.2	33	-	-
Motor neurone disease	348	33	1.2	33	-	-
Other diseases of spinal cord	349	1	0.0	-	1	-
Diseases of nerves and peripheral ganglia	350-358	2	0.1	2	-	-
Facial paralysis	350	-	-	-	-	-
Trigeminal neuralgia	351	-	-	-	-	-
Brachial neuritis	352	-	-	-	-	-
Sciatica	353	-	-	-	-	-
Polyneuritis and polyradiculitis	354	2	0.1	2	-	-
Other and unspecified forms of neuralgia and neuritis	355	-	-	-	-	-
Other diseases of cranial nerves	356	-	-	-	-	-
Other diseases of peripheral nerves except autonomic	357	-	-	-	-	-
Diseases of peripheral autonomic nervous system	358	-	-	-	-	-
Inflammatory diseases of the eye	360-369	1	0.0	-	1	-
Conjunctivitis and ophthalmia	360	-	-	-	-	-
Blepharitis	361	-	-	-	-	-
Hordeolum	362	-	-	-	-	-
Keratitis	363	-	-	-	-	-
Iritis	364	-	-	-	-	-
Choroiditis	365	-	-	-	-	-
Other inflammation of uveal tract	366	1	0.0	-	1	-
Inflammation of optic nerve and retina	367	-	-	-	-	-
Inflammation of lacrimal glands and ducts	368	-	-	-	-	-
Other inflammatory diseases of eye	369	-	-	-	-	-
Other diseases and conditions of eye	370-379	1	0.0	1	-	-
Refractive errors	370	-	-	-	-	-
Corneal opacity	371	-	-	-	-	-
Pterygium	372	-	-	-	-	-
Strabismus	373	-	-	-	-	-
Cataract	374	1	0.0	1	-	-
Glaucoma	375	-	-	-	-	-

TABLE XVIII
RESIDENT DEATHS BY THREE-DIGIT ICDA CODE, NUMBER AND RATE, AND RACE, OKLAHOMA, 1974 (Continued)

Cause of Death	ICDA Number	Total No.	Total Rate	White No.	Negro No.	Indian No.
DISEASES OF THE NERVOUS SYSTEM AND SENSE ORGANS -- Continued						
Detachment of retina	376	-	-	-	-	-
Other diseases of retina and optic nerve	377	-	-	-	-	-
Other diseases of eye	378	-	-	-	-	-
Blindness	379	-	-	-	-	-
Diseases of the ear and mastoid process	380-389	-	-	-	-	-
Otitis externa	380	-	-	-	-	-
Otitis media without mention of mastoiditis	381	-	-	-	-	-
Otitis media with mastoiditis	382	-	-	-	-	-
Mastoiditis without mention of otitis media	383	-	-	-	-	-
Other inflammatory diseases of ear	384	-	-	-	-	-
Meniere's disease	385	-	-	-	-	-
Otosclerosis	386	-	-	-	-	-
Other diseases of ear and mastoid process	387	-	-	-	-	-
Deaf mutism	388	-	-	-	-	-
Other deafness	389	-	-	-	-	-
DISEASES OF THE CIRCULATORY SYSTEM	390-458	14,766	545.1	13,478	963	325
Active rheumatic fever	390-392	9	0.3	6	3	-
Rheumatic fever without mention of heart involvement	390	-	-	-	-	-
Rheumatic fever with heart involvement	391	9	0.3	6	3	-
Chorea	392	-	-	-	-	-
Chronic rheumatic heart disease	393-398	106	3.9	90	9	7
Diseases of pericardium	393	-	-	-	-	-
Diseases of mitral valve	394	19	0.7	18	-	1
Diseases of aortic valve	395	37	1.4	30	5	2
Diseases of mitral and aortic valves	396	7	0.3	4	2	1
Diseases of other endocardial structures	397	3	0.1	2	-	1
Other heart disease, specified as rheumatic	398	40	1.5	36	2	2
Hypertensive disease	400-404	303	11.2	255	35	13
Malignant hypertension	400	12	0.4	9	2	1
Essential benign hypertension	401	19	0.7	15	3	1
Hypertensive heart disease	402	112	4.1	97	12	3
Hypertensive renal disease	403	67	2.5	57	6	4
Hypertensive heart and renal disease	404	93	3.4	77	12	4
Ischemic heart disease	410-414	9,113	336.4	8,352	559	202
Acute myocardial infarction	410	5,158	190.4	4,761	278	119
Other acute and subacute forms of ischemic heart disease	411	459	16.9	402	44	13
Chronic ischemic heart disease	412	3,495	129.0	3,188	237	70
Angina pectoris	413	1	0.0	1	-	-
Asymptomatic ischemic heart disease	414	-	-	-	-	-
Other forms of heart disease	420-429	749	27.6	660	67	22
Acute pericarditis, nonrheumatic	420	2	0.1	2	-	-
Acute and subacute endocarditis	421	5	0.2	5	-	-
Acute myocarditis	422	7	0.3	4	3	-
Chronic disease of pericardium, nonrheumatic	423	2	0.1	1	1	-
Chronic disease of endocardium	424	16	0.6	15	1	-
Cardiomyopathy	425	28	1.0	22	5	1
Pulmonary heart disease	426	15	0.6	14	1	-
Symptomatic heart disease	427	563	20.8	500	45	18
Other myocardial insufficiency	428	35	1.3	32	2	1
Ill-defined heart disease	429	76	2.8	65	9	2
Cerebrovascular disease	430-438	3,371	124.4	3,082	227	62
Subarachnoid hemorrhage	430	99	3.7	92	3	4
Cerebral hemorrhage	431	434	16.0	389	32	13
Occlusion of precerebral arteries	432	35	1.3	32	2	1
Cerebral thrombosis	433	695	25.7	642	50	3
Cerebral embolism	434	23	0.8	21	1	1
Transient cerebral ischemia	435	-	-	-	-	-
Acute but ill-defined cerebrovascular disease	436	1,414	52.2	1,269	113	32
Generalized ischemic cerebrovascular disease	437	636	23.5	605	23	8
Other and ill-defined cerebrovascular disease	438	35	1.3	32	3	-

TABLE XVIII

RESIDENT DEATHS BY THREE-DIGIT ICDA CODE, NUMBER AND RATE, AND RACE, OKLAHOMA, 1974 (Continued)

Cause of Death	ICDA Number	Total No.	Total Rate	White No.	Negro No.	Indian No.
DISEASES OF THE CIRCULATORY SYSTEM -- Continued						
Diseases of arteries, arterioles, and capillaries	440-448	894	33.0	833	46	15
Arteriosclerosis	440	528	19.5	487	28	13
Aortic aneurysm (nonsyphilitic)	441	180	6.6	174	5	1
Other aneurysm	442	20	0.7	18	2	-
Other peripheral vascular disease	443	15	0.6	12	3	-
Arterial embolism and thrombosis	444	95	3.5	89	5	1
Gangrene	445	41	1.5	38	3	-
Polyarteritis nodosa and allied conditions	446	8	0.3	8	-	-
Other diseases of arteries and arterioles	447	7	0.3	7	-	-
Diseases of capillaries	448	-	-	-	-	-
Diseases of veins and lymphatics, and other diseases of circulatory system	450-458	221	8.2	200	17	4
Pulmonary embolism and infarction	450	156	5.8	139	15	2
Phlebitis and thrombophlebitis	451	24	0.9	21	2	1
Portal vein thrombosis	452	1	0.0	1	-	-
Other venous embolism and thrombosis	453	17	0.6	17	-	-
Varicose veins of lower extremities	454	3	0.1	2	-	1
Hemorrhoids	455	-	-	-	-	-
Varicose veins of other sites	456	5	0.2	5	-	-
Noninfective disease of lymphatic channels	457	-	-	-	-	-
Other diseases of circulatory system	458	15	0.6	15	-	-
DISEASES OF THE RESPIRATORY SYSTEM	460-519	1,598	59.0	1,468	93	37
Acute respiratory infections, except influenza	460-466	25	0.9	22	3	-
Acute nasopharyngitis (Common cold)	460	-	-	-	-	-
Acute sinusitis	461	-	-	-	-	-
Acute pharyngitis	462	-	-	-	-	-
Acute tonsillitis	463	-	-	-	-	-
Acute laryngitis and tracheitis	464	2	0.1	2	-	-
Acute upper respiratory infection of multiple or unspecified sites	465	14	0.5	11	3	-
Acute bronchitis and bronchiolitis	466	9	0.3	9	-	-
Influenza	470-474	45	1.7	43	1	1
Influenza, unqualified	470	18	0.7	18	-	-
Influenza with pneumonia	471	27	1.0	25	1	1
Influenza with other respiratory manifestations	472	-	-	-	-	-
Influenza with digestive manifestations	473	-	-	-	-	-
Influenza with nervous manifestations	474	-	-	-	-	-
Pneumonia	480-486	806	29.8	719	60	27
Viral pneumonia	480	20	0.7	17	2	1
Pneumococcal pneumonia	481	44	1.6	36	6	2
Other bacterial pneumonia	482	23	0.8	20	2	1
Pneumonia due to other specified organism	483	1	0.0	-	1	-
Acute interstitial pneumonia	484	31	1.1	21	8	2
Bronchopneumonia, unspecified	485	179	6.6	165	11	3
Pneumonia, unspecified	486	508	18.8	460	30	18
Bronchitis, emphysema, and asthma	490-493	320	11.8	303	14	3
Bronchitis, unqualified	490	10	0.4	8	-	2
Chronic bronchitis	491	33	1.2	30	3	-
Emphysema	492	257	9.5	246	10	1
Asthma	493	20	0.7	19	1	-
Other diseases of upper respiratory tract	500-508	2	0.1	2	-	-
Hypertrophy of tonsils and adenoids	500	1	0.0	1	-	-
Peritonsillar abscess	501	-	-	-	-	-
Chronic pharyngitis and nasopharyngitis	502	-	-	-	-	-
Chronic sinusitis	503	-	-	-	-	-
Deflected nasal septum	504	-	-	-	-	-
Nasal polyp	505	-	-	-	-	-
Chronic laryngitis	506	-	-	-	-	-
Hay fever	507	-	-	-	-	-
Other diseases of upper respiratory tract	508	1	0.0	1	-	-

TABLE XVIII

RESIDENT DEATHS BY THREE-DIGIT ICDA CODE, NUMBER AND RATE, AND RACE, OKLAHOMA, 1974 (Continued)

Cause of Death	ICDA Number	Total No.	Total Rate	White No.	Negro No.	Indian No.
DISEASES OF THE RESPIRATORY SYSTEM -- Continued						
Other diseases of respiratory system	510-519	400	14.8	379	15	6
Empyema	510	2	0.1	1	1	-
Pleurisy	511	1	0.0	1	-	-
Spontaneous pneumothorax	512	-	-	-	-	-
Abscess of lung	513	13	0.5	11	2	-
Pulmonary congestion and hypostasis	514	17	0.6	16	1	-
Pneumoconiosis due to silica and silicates	515	4	0.1	4	-	-
Other pneumoconioses and related diseases	516	1	0.0	1	-	-
Other chronic interstitial pneumonia	517	28	1.0	28	-	-
Bronchiectasis	518	5	0.2	5	-	-
Other diseases of respiratory system	519	329	12.1	312	11	6
DISEASES OF THE DIGESTIVE SYSTEM	520-577	981	36.2	857	61	63
Diseases of oral cavity, salivary glands, and jaws	520-529	-	-	-	-	-
Disorders of tooth development and eruption	520	-	-	-	-	-
Diseases of hard tissues of teeth	521	-	-	-	-	-
Diseases of pulp and periapical tissues	522	-	-	-	-	-
Periodontal diseases	523	-	-	-	-	-
Dento-facial anomalies including malocclusion	524	-	-	-	-	-
Other diseases and conditions of the teeth and supporting structures	525	-	-	-	-	-
Diseases of the jaws	526	-	-	-	-	-
Diseases of the salivary glands	527	-	-	-	-	-
Diseases of the oral soft tissues, excluding gingiva and tongue	528	-	-	-	-	-
Diseases of the tongue and other oral conditions	529	-	-	-	-	-
Diseases of esophagus, stomach, and duodenum	530-537	162	6.0	145	11	6
Diseases of esophagus	530	11	0.4	10	-	1
Ulcer of stomach	531	37	1.4	32	4	1
Ulcer of duodenum	532	58	2.1	53	2	3
Peptic ulcer, site unspecified	533	27	1.0	24	3	-
Gastrojejunal ulcer	534	7	0.3	7	-	-
Gastritis and duodenitis	535	8	0.3	7	-	1
Disorders of function of stomach	536	3	0.1	1	2	-
Other diseases of stomach and duodenum	537	11	0.4	11	-	-
Appendicitis	540-543	-	-	-	-	-
Acute appendicitis	540	-	-	-	-	-
Appendicitis, unqualified	541	-	-	-	-	-
Other appendicitis	542	-	-	-	-	-
Other diseases of appendix	543	-	-	-	-	-
Hernia of abdominal cavity	550-553	38	1.4	35	2	1
Inguinal hernia without mention of obstruction	550	1	0.0	1	-	-
Other hernia of abdominal cavity without mention of obstruction	551	19	0.7	19	-	-
Inguinal hernia with obstruction	552	2	0.1	2	-	-
Other hernia of abdominal cavity with obstruction	553	16	0.6	13	2	1
Other diseases of intestine and peritoneum	560-569	234	8.6	218	10	6
Intestinal obstruction without mention of hernia	560	70	2.6	67	3	-
Gastroenteritis and colitis, except ulcerative, of noninfectious origin	561	-	-	-	-	-
Diverticula of intestine	562	29	1.1	28	-	1
Chronic enteritis and ulcerative colitis	563	8	0.3	8	-	-
Functional disorders of intestines	564	5	0.2	5	-	-
Anal fissure and fistula	565	-	-	-	-	-
Abscess of anal and rectal regions	566	3	0.1	2	1	-
Peritonitis	567	22	0.8	19	1	2
Peritoneal adhesions	568	1	0.0	1	-	-
Other diseases of intestines and peritoneum	569	96	3.5	88	5	3
Diseases of liver, gallbladder, and pancreas	570-577	547	20.2	459	38	50
Acute and subacute necrosis of liver	570	8	0.3	7	-	1
Cirrhosis of liver	571	352	13.0	293	24	35
Suppurative hepatitis and liver abscess	572	1	0.0	-	1	-
Other diseases of liver	573	51	1.9	41	3	7
Cholelithiasis	574	21	0.8	19	-	2
Cholecystitis and cholangitis, without mention of calculus	575	28	1.0	22	3	3
Other diseases of gallbladder and biliary ducts	576	31	1.1	28	1	2
Diseases of pancreas	577	55	2.0	49	6	-

TABLE XVIII
RESIDENT DEATHS BY THREE-DIGIT ICDA CODE, NUMBER AND RATE, AND RACE, OKLAHOMA, 1974 (Continued)

Cause of Death	ICDA Number	Total No.	Total Rate	White No.	Negro No.	Indian No.
DISEASES OF THE GENITOURINARY SYSTEM	580-629	452	16.7	385	51	16
Nephritis and nephrosis	580-584	148	5.5	114	26	8
Acute nephritis	580	19	0.7	17	2	-
Nephrotic syndrome	581	4	0.1	4	-	-
Chronic nephritis	582	100	3.7	73	19	8
Nephritis, unqualified	583	23	0.8	18	5	-
Renal sclerosis, unqualified	584	2	0.1	2	-	-
Other diseases of urinary system	590-599	276	10.2	243	25	8
Infections of kidney	590	121	4.5	107	11	3
Hydronephrosis	591	-	-	-	-	-
Calculus of kidney and ureter	592	13	0.5	13	-	-
Other diseases of kidney and ureter	593	85	3.1	73	9	3
Calculus of other parts of urinary system	594	2	0.1	1	-	1
Cystitis	595	4	0.1	3	-	1
Other diseases of bladder	596	7	0.3	5	2	-
Urethritis (nonvenereal)	597	-	-	-	-	-
Stricture of urethra	598	2	0.1	1	1	-
Other diseases of urinary tract	599	42	1.6	40	2	-
Diseases of male genital organs	600-607	21	0.8	21	-	-
Hyperplasia of prostate	600	10	0.4	10	-	-
Prostatitis	601	1	0.0	1	-	-
Other diseases of prostate	602	10	0.4	10	-	-
Hydrocele	603	-	-	-	-	-
Orchitis and epididymitis	604	-	-	-	-	-
Redundant prepuce and phimosis	605	-	-	-	-	-
Sterility, male	606	-	-	-	-	-
Other diseases of male genital organs	607	-	-	-	-	-
Diseases of breast, ovary, fallopian tube, and parametrium	610-616	2	0.1	2	-	-
Chronic cystic disease of breast	610	-	-	-	-	-
Other diseases of breast	611	-	-	-	-	-
Acute salpingitis and oophoritis	612	-	-	-	-	-
Chronic salpingitis and oophoritis	613	-	-	-	-	-
Salpingitis and oophoritis, unqualified	614	-	-	-	-	-
Other diseases of ovary and fallopian tube	615	-	-	-	-	-
Diseases of parametrium and pelvic peritoneum (female)	616	2	0.1	2	-	-
Diseases of uterus and other female genital organs	620-629	5	0.2	5	-	-
Infective diseases of cervix uteri	620	-	-	-	-	-
Other diseases of cervix	621	-	-	-	-	-
Infective diseases of uterus (except cervix), vagina, and vulva	622	-	-	-	-	-
Uterovaginal prolapse	623	1	0.0	1	-	-
Malposition of uterus	624	-	-	-	-	-
Other diseases of uterus	625	2	0.1	2	-	-
Disorders of menstruation	626	-	-	-	-	-
Menopausal symptoms	627	-	-	-	-	-
Sterility, female	628	-	-	-	-	-
Other diseases of female genital organs	629	2	0.1	2	-	-
COMPLICATIONS OF PREGNANCY, CHILDBIRTH, AND THE PUERPERIUM	630-678	10	0.4	7	3	-
Complications of pregnancy	630-634	3	0.1	1	2	-
Infections of genital tract during pregnancy	630	1	0.0	1	-	-
Ectopic pregnancy	631	1	0.0	-	1	-
Hemorrhage of pregnancy	632	-	-	-	-	-
Anemia of pregnancy	633	-	-	-	-	-
Other complications of pregnancy	634	1	0.0	-	1	-
Urinary infections and toxemias of pregnancy and the puerperium	635-639	1	0.0	1	-	-
Urinary infections arising during pregnancy and puerperium	635	-	-	-	-	-
Renal disease arising during pregnancy and puerperium	636	1	0.0	1	-	-
Pre-eclampsia, eclampsia, and toxemia, unspecified	637	-	-	-	-	-
Hyperemesis gravidarum	638	-	-	-	-	-
Other toxemias of pregnancy and puerperium	639	-	-	-	-	-

TABLE XVIII
RESIDENT DEATH BY THREE-DIGIT ICDA CODE, NUMBER AND RATE, AND RACE, OKLAHOMA, 1974 (Continued)

Cause of Death	ICDA Number	Total No.	Total Rate	White No.	Negro No.	Indian No.
COMPLICATIONS OF PREGNANCY, CHILDBIRTH, AND THE PUERPERIUM -- Continued						
Abortion	640-645	-	-	-	-	-
Abortion induced for medical indications	640	-	-	-	-	-
Abortion induced for other legal indications	641	-	-	-	-	-
Abortion induced for other reasons	642	-	-	-	-	-
Spontaneous abortion	643	-	-	-	-	-
Abortion not specified as induced or spontaneous	644	-	-	-	-	-
Other abortion	645	-	-	-	-	-
Delivery	650-662	2	0.1	2	-	-
Delivery without mention of complication	650	-	-	-	-	-
Delivery complicated by placenta previa or antepartum hemorrhage	651	-	-	-	-	-
Delivery complicated by retained placenta	652	-	-	-	-	-
Delivery complicated by other postpartum hemorrhage	653	-	-	-	-	-
Delivery complicated by abnormality of bony pelvis	654	-	-	-	-	-
Delivery complicated by fetopelvic disproportion	655	-	-	-	-	-
Delivery complicated by malpresentation of fetus	656	-	-	-	-	-
Delivery complicated by prolonged labor of other origin	657	1	0.0	1	-	-
Delivery with laceration of perineum without mention of other laceration	658	-	-	-	-	-
Delivery with rupture of uterus	659	-	-	-	-	-
Delivery with other obstetrical trauma	660	-	-	-	-	-
Delivery with other complications	661	1	0.0	1	-	-
Anesthetic death in uncomplicated delivery	662	-	-	-	-	-
Complications of the puerperium	670-678	4	0.1	3	1	-
Sepsis of childbirth and the puerperium	670	-	-	-	-	-
Puerperal phlebitis and thrombosis	671	1	0.0	-	1	-
Pyrexia of unknown origin during the puerperium	672	-	-	-	-	-
Puerperal pulmonary embolism	673	2	0.1	2	-	-
Cerebral hemorrhage in the puerperium	674	1	0.0	1	-	-
Puerperal blood dyscrasias	675	-	-	-	-	-
Anemia of the puerperium	676	-	-	-	-	-
Other and unspecified complications of the puerperium	677	-	-	-	-	-
Mastitis and other disorders of lactation	678	-	-	-	-	-
DISEASES OF THE SKIN AND SUBCUTANEOUS TISSUE	680-709	17	0.6	14	2	1
Infections of skin and subcutaneous tissue	680-686	3	0.1	3	-	-
Boil and carbuncle	680	-	-	-	-	-
Cellulitis of finger and toe	681	-	-	-	-	-
Other cellulitis and abscess	682	2	0.1	2	-	-
Acute lymphadenitis	683	-	-	-	-	-
Impetigo	684	-	-	-	-	-
Pilonidal cyst	685	-	-	-	-	-
Other local infections of skin and subcutaneous tissue	686	1	0.0	1	-	-
Other inflammatory conditions of skin and subcutaneous tissue	690-698	4	0.1	4	-	-
Seborrheic dermatitis	690	-	-	-	-	-
Infantile eczema and related conditions	691	-	-	-	-	-
Other eczema and dermatitis	692	-	-	-	-	-
Dermatitis herpetiformis	693	-	-	-	-	-
Pemphigus	694	2	0.1	2	-	-
Erythematous conditions	695	2	0.1	2	-	-
Psoriasis and similar disorders	696	-	-	-	-	-
Lichen	697	-	-	-	-	-
Pruritus and related conditions	698	-	-	-	-	-
Other diseases of skin and subcutaneous tissue	700-709	10	0.4	7	2	1
Corns and callosities	700	-	-	-	-	-
Other hypertrophic and atrophic conditions of skin	701	-	-	-	-	-
Other dermatoses	702	-	-	-	-	-
Diseases of nail	703	-	-	-	-	-
Diseases of hair and hair follicles	704	-	-	-	-	-
Diseases of sweat glands	705	-	-	-	-	-
Diseases of sebaceous glands	706	-	-	-	-	-
Chronic ulcer of skin	707	10	0.4	7	2	1
Urticaria	708	-	-	-	-	-
Other diseases of skin	709	-	-	-	-	-

TABLE XVIII
RESIDENT DEATHS BY THREE-DIGIT ICDA CODE, NUMBER AND RATE, AND RACE, OKLAHOMA, 1974 (Continued)

Cause of Death	ICDA Code	Total No.	Total Rate	White No.	Negro No.	Indian No.
DISEASES OF THE MUSCULOSKELETAL SYSTEM AND CONNECTIVE TISSUE	710-738	71	2.6	66	5	-
Arthritis and rheumatism, except rheumatic fever	710-718	33	1.2	32	1	-
Acute arthritis due to pyogenic organisms	710	1	0.0	1	-	-
Acute nonpyogenic arthritis	711	-	-	-	-	-
Rheumatoid arthritis and allied conditions	712	20	0.7	19	1	-
Osteoarthritis and allied conditions	713	3	0.1	3	-	-
Other specified forms of arthritis	714	-	-	-	-	-
Arthritis, unspecified	715	6	0.2	6	-	-
Polymyositis and dermatomyositis	716	2	0.1	2	-	-
Other nonarticular rheumatism	717	1	0.0	1	-	-
Rheumatism, unspecified	718	-	-	-	-	-
Osteomyelitis and other diseases of bone and joint	720-729	12	0.4	12	-	-
Osteomyelitis and periostitis	720	1	0.0	1	-	-
Osteitis deformans	721	1	0.0	1	-	-
Osteochondrosis	722	-	-	-	-	-
Other diseases of bone	723	6	0.2	6	-	-
Internal derangement of joint	724	-	-	-	-	-
Displacement of intervertebral disc	725	-	-	-	-	-
Affection of sacroiliac joint	726	-	-	-	-	-
Ankylosis of joint	727	-	-	-	-	-
Vertebrogenic pain syndrome	728	1	0.0	1	-	-
Other diseases of joint	729	3	0.1	3	-	-
Other diseases of musculoskeletal system	730-738	26	1.0	22	4	-
Bunion	730	-	-	-	-	-
Synovitis, bursitis, and tenosynovitis	731	-	-	-	-	-
Infective myositis and other inflammatory diseases of tendon and fascia	732	1	0.0	-	1	-
Other diseases of muscle, tendon, and fascia	733	7	0.3	6	1	-
Diffuse diseases of connective tissue	734	17	0.6	16	1	-
Curvature of spine	735	1	0.0	-	1	-
Flat foot	736	-	-	-	-	-
Hallux valgus and varus	737	-	-	-	-	-
Other deformities	738	-	-	-	-	-
CONGENITAL ANOMALIES	740-759	178	6.6	159	13	6
Anencephalus	740	7	0.3	6	1	-
Spina bifida	741	5	0.2	4	1	-
Congenital hydrocephalus	742	15	0.6	12	1	2
Other congenital anomalies of nervous system	743	6	0.2	5	1	-
Congenital anomalies of eye	744	-	-	-	-	-
Congenital anomalies of ear, face, and neck	745	-	-	-	-	-
Congenital anomalies of heart	746	69	2.5	65	4	-
Other congenital anomalies of circulatory system	747	10	0.4	8	1	1
Congenital anomalies of respiratory system	748	9	0.3	9	-	-
Cleft palate and cleft lip	749	-	-	-	-	-
Other congenital anomalies of upper alimentary tract	750	3	0.1	1	1	1
Other congenital anomalies of digestive system	751	10	0.4	9	1	-
Congenital anomalies of genital organs	752	-	-	-	-	-
Congenital anomalies of urinary system	753	10	0.4	9	1	-
Clubfoot (congenital)	754	-	-	-	-	-
Other congenital anomalies of limbs	755	-	-	-	-	-
Other congenital anomalies of musculoskeletal system	756	6	0.2	5	1	-
Congenital anomalies of skin, hair, and nails	757	-	-	-	-	-
Other and unspecified congenital anomalies	758	5	0.2	4	-	1
Congenital syndromes affecting multiple systems	759	23	0.8	22	-	1
CERTAIN CAUSES OF PERINATAL MORBIDITY AND MORTALITY	760-779	413	15.2	346	57	10
Chronic circulatory and genitourinary diseases in mother	760	-	-	-	-	-
Other maternal conditions unrelated to pregnancy	761	4	0.1	3	1	-
Toxemia of pregnancy	762	2	0.1	1	1	-
Maternal ante- and intrapartum infection	763	2	0.1	2	-	-
Difficult labor with abnormality of bones, organs, or tissues of pelvis	764	-	-	-	-	-
Difficult labor with disproportion, but no mention of abnormality of pelvis	765	-	-	-	-	-
Difficult labor with malposition of fetus	766	-	-	-	-	-
Difficult labor with abnormality of forces of labor	767	2	0.1	1	1	-
Difficult labor with other and unspecified complications	768	2	0.1	2	-	-
Other complications of pregnancy and childbirth	769	58	2.1	52	4	2
Conditions of placenta	770	15	0.6	14	1	-
Conditions of umbilical cord	771	3	0.1	2	1	-
Birth injury without mention of cause	772	33	1.2	28	3	2
Termination of pregnancy	773	2	0.1	1	-	1

TABLE XVIII
RESIDENT DEATHS BY THREE-DIGIT ICDA CODE, NUMBER AND RATE, AND RACE, OKLAHOMA, 1974 (Continued)

Cause of Death	ICDA Number	Total No.	Total Rate	White No.	Negro No.	Indian No.
CERTAIN CAUSES OF PERINATAL MORBIDITY AND MORTALITY -- Continued						
Hemolytic disease of newborn with kernicterus	774	-	-	-	-	-
Hemolytic disease of newborn without mention of kernicterus	775	7	0.3	7	-	-
Anoxic and hypoxic conditions not elsewhere classifiable	776	206	7.6	178	25	3
Immaturity, unqualified	777	43	1.6	31	12	-
Other conditions of fetus or newborn	778	34	1.3	24	8	2
SYMPTOMS AND ILL-DEFINED CONDITIONS	780-796	324	12.0	274	37	13
Symptoms referable to systems or organs	780-789	116	4.3	101	12	3
Certain symptoms referable to nervous system and special senses	780	5	0.2	5	-	-
Other symptoms referable to nervous system and special senses	781	1	0.0	1	-	-
Symptoms referable to cardiovascular and lymphatic system	782	97	3.6	86	8	3
Symptoms referable to respiratory system	783	4	0.1	4	-	-
Symptoms referable to upper gastrointestinal tract	784	3	0.1	-	3	-
Symptoms referable to abdomen and lower gastrointestinal tract	785	-	-	-	-	-
Symptoms referable to genitourinary system	786	-	-	-	-	-
Symptoms referable to limbs and joints	787	-	-	-	-	-
Other general symptoms	788	6	0.2	5	1	-
Abnormal urinary constituents of unspecified cause	789	-	-	-	-	-
Senility and ill-defined diseases	790-796	208	7.7	173	25	10
Nervousness and debility	790	3	0.1	3	-	-
Headache	791	-	-	-	-	-
Uremia	792	11	0.4	10	-	1
Observation, without need for further medical care	793	-	-	-	-	-
Senility without mention of psychosis	794	27	1.0	24	2	1
Sudden death (cause unknown)	795	34	1.3	23	9	2
Other ill-defined and unknown causes of morbidity and mortality	796	133	4.9	113	14	6
ACCIDENTS, POISONINGS, AND VIOLENCE (EXTERNAL CAUSE)	E800-E999	2,347	86.6	2,023	212	112
Railway accidents	E800-E807	9	0.3	8	1	-
Railway accident involving collision with rolling stock	E800	-	-	-	-	-
Railway accident involving collision with other object	E801	-	-	-	-	-
Railway accident involving derailment without antecedent collision	E802	1	0.0	1	-	-
Railway accident involving explosion, fire, burning	E803	-	-	-	-	-
Fall in, on, or from train	E804	1	0.0	1	-	-
Hit by rolling stock	E805	6	0.2	5	1	-
Other specified railway accident	E806	-	-	-	-	-
Railway accident of unspecified nature	E807	1	0.0	1	-	-
Motor vehicle traffic accidents	810-E819	739	27.3	629	64	46
Motor vehicle traffic accident involving collision with train	E810	21	0.8	18	2	1
Motor vehicle traffic accident involving collision with street car	E811	-	-	-	-	-
Motor vehicle traffic accident involving collision with another motor vehicle	E812	333	12.3	298	25	10
Motor vehicle traffic accident involving collision with other vehicle	E813	8	0.3	7	-	1
Motor vehicle traffic accident involving collision with pedestrian	E814	84	3.1	66	8	10
Other motor vehicle traffic accident involving collision	E815	115	4.2	86	21	8
Noncollision motor vehicle traffic accident due to loss of control	E816	147	5.4	127	6	14
Noncollision motor vehicle traffic accident while boarding or alighting	E817	-	-	-	-	-
Other noncollision motor vehicle traffic accident	E818	9	0.3	7	1	1
Motor vehicle traffic accident of unspecified nature	E819	22	0.8	20	1	1
Motor vehicle nontraffic accidents	E820-E823	25	0.9	24	1	-
Motor vehicle nontraffic accident involving collision with moving object	E820	8	0.3	7	1	-
Motor vehicle nontraffic accident involving collision with stationary object	E821	5	0.2	5	-	-
Motor vehicle nontraffic accident while boarding or alighting	E822	-	-	-	-	-
Motor vehicle nontraffic accident of other and unspecified nature	E823	12	0.4	12	-	-
Other road vehicle accidents	E825-E827	4	0.1	4	-	-
Street car accident	E825	-	-	-	-	-
Pedal cycle accident	E826	-	-	-	-	-
Other nonmotor road vehicle accident	E827	4	0.1	4	-	-
Water transport accidents	E830-E838	19	0.7	19	-	-
Accident to watercraft causing submersion	E830	8	0.3	8	-	-
Accident to watercraft causing other injury	E831	1	0.0	1	-	-
Other accidental submersion or drowning in water transport	E832	8	0.3	8	-	-

TABLE XVIII
RESIDENT DEATHS BY THREE-DIGIT ICDA CODE, NUMBER AND RATE, AND RACE, OKLAHOMA, 1974 (Continued)

Cause of Death	ICDA Code	Total No.	Total Rate	White No.	Negro No.	Indian No.
ACCIDENTS, POISONINGS, AND VIOLENCE (EXTERNAL CAUSE) -- Continued						
Fall on stairs or ladders in water transport	E833	-	-	-	-	-
Other fall from one level to another in water transport	E834	-	-	-	-	-
Other and unspecified fall in water transport	E835	-	-	-	-	-
Machinery accident in water transport	E836	-	-	-	-	-
Explosion, fire, burning and in water transport	E837	-	-	-	-	-
Other and unspecified water transport accident	E838	2	0.1	2	-	-
Air and space transport accidents	E840-E845	17	0.6	17	-	-
Accident to powered aircraft at take-off or landing	E840	2	0.1	2	-	-
Accident to powered aircraft, other and unspecified	E841	15	0.6	15	-	-
Accident to unpowered aircraft	E842	-	-	-	-	-
Fall in, on, or from aircraft	E843	-	-	-	-	-
Other specified air transport accidents	E844	-	-	-	-	-
Accident involving spacecraft	E845	-	-	-	-	-
Accidental poisoning by drugs and medicaments	E850-E859	19	0.7	16	2	1
Accidental poisoning by antibiotics and other anti-infectives	E850	-	-	-	-	-
Accidental poisoning by hormones and synthetic substitutes	E851	1	0.0	-	1	-
Accidental poisoning by primarily systemic and hematologic agents	E852	1	0.0	1	-	-
Accidental poisoning by analgesics and antipyretics	E853	6	0.2	5	1	-
Accidental poisoning by other sedatives and hynotics	E854	3	0.1	3	-	-
Accidental poisoning by autonomic nervous system and psychotherapeutic drugs	E855	4	0.1	3	-	1
Accidental poisoning by other central nervous system depressants and stimulants	E856	1	0.0	1	-	-
Accidental poisoning by cardiovascular drugs	E857	2	0.1	2	-	-
Accidental poisoning by gastrointestinal drugs	E858	-	-	-	-	-
Accidental poisoning by other and unspecified drugs and medicaments	E859	1	0.0	1	-	-
Accidental poisoning by other solid and liquid substances	E860-E869	30	1.1	24	4	2
Accidental poisoning by alcohol	E860	25	0.9	19	4	2
Accidental poisoning by cleansing and polishing agents	E861	1	0.0	1	-	-
Accidental poisoning by disinfectants	E862	-	-	-	-	-
Accidental poisoning by paints and varnishes	E863	-	-	-	-	-
Accidental poisoning by petroleum products and other solvents	E864	-	-	-	-	-
Accidental poisoning by pesticides, fertilizers, or plant food	E865	1	0.0	1	-	-
Accidental poisoning by heavy metals and their fumes	E866	-	-	-	-	-
Accidental poisoning by corrosives and caustics, not elsewhere classified	E867	-	-	-	-	-
Accidental poisoning by noxious foodstuffs and poisonous plants	E868	-	-	-	-	-
Accidental poisoning by other and unspecified solid and liquid substances	E869	3	0.1	3	-	-
Accidental poisoning by gases and vapors	E870-E877	29	1.1	24	2	3
Accidental poisoning by gas distributed by pipeline	E870	13	0.5	10	2	1
Accidental poisoning by liquefied petroleum gas distributed in mobile containers	E871	-	-	-	-	-
Accidental poisoning by other utility gas	E872	-	-	-	-	-
Accidental poisoning by motor vehicle exhaust gas	E873	1	0.0	1	-	-
Accidental poisoning by carbon monoxide from incomplete combustion of domestic fuels	E874	3	0.1	3	-	-
Accidental poisoning by other carbon monoxide	E875	8	0.3	7	-	1
Accidental poisoning by other gases and vapors	E876	3	0.1	3	-	-
Accidental poisoning by unspecified gases and vapors	E877	1	0.0	-	-	1
Accidental falls	E880-E887	238	8.8	225	8	5
Fall on or from stairs or steps	E880	11	0.4	10	1	-
Fall on or from ladders or scaffolding	E881	8	0.3	8	-	-
Fall from or out of building or other structure	E882	11	0.4	7	3	1
Fall into hold or other opening in surface	E883	5	0.2	5	-	-
Other fall from one level to another	E884	20	0.7	19	1	-
Fall on same level from slipping, stumbling, or tripping	E885	9	0.3	9	-	-
Fall on same level from collision, pushing, or shoving by or with other person	E886	-	-	-	-	-
Other and unspecified fall	E887	174	6.4	167	3	4
Accidents caused by fires and flames	890-E899	95	3.5	77	14	4
Accident caused by conflagration in private dwelling	E890	59	2.2	43	12	4
Accident caused by conflagration in other building or structure	E891	1	0.0	1	-	-
Accident caused by conflagration not in building or structure	E892	-	-	-	-	-
Accident caused by ignition of clothing	E893	11	0.4	9	2	-
Accident caused by ignition of highly inflammable material	E894	8	0.3	8	-	-
Accident caused by controlled fire in private dwelling	E895	1	0.0	1	-	-
Accident caused by controlled fire in other building or structure	E896	-	-	-	-	-
Accident caused by controlled fire not in building or structure	E897	-	-	-	-	-

TABLE XVIII
RESIDENT DEATHS BY THREE-DIGIT ICDA CODE, NUMBER AND RATE, AND RACE, OKLAHOMA, 1974 (Continued)

Cause of Death	ICDA Number	Total No.	Total Rate	White No.	Negro No.	Indian No.
ACCIDENTS, POISONINGS, AND VIOLENCE (EXTERNAL CAUSE) -- Continued						
Accident caused by other specified fires or flames	E898	8	0.3	8	-	-
Accident caused by unspecified fire	E899	7	0.3	7	-	-
Accidents due to natural and environmental factors	E900-E909	36	1.3	31	3	2
Excessive heat	E900	4	0.1	4	-	-
Excessive cold	E901	7	0.3	4	2	1
High and low air pressure	E902	-	-	-	-	-
Effects of travel and motion	E903	-	-	-	-	-
Hunger, thirst, exposure, and neglect	E904	1	0.0	1	-	-
Bites and stings of venomous animals and insects	E905	2	0.1	2	-	-
Other accidents caused by animals	E906	4	0.1	3	1	-
Lightning	E907	2	0.1	2	-	-
Cataclysm	E908	16	0.6	15	-	1
Accident due to other natural and environmental factors	E909	-	-	-	-	-
Other accidents	E910-E929	322	11.9	288	22	12
Accidental drowning and submersion	E910	94	3.5	76	11	7
Inhalation and ingestion of food causing obstruction or suffocation	E911	23	0.8	18	4	1
Inhalation and ingestion of other object causing obstruction or suffocation	E912	5	0.2	5	-	-
Accidental mechanical suffocation	E913	15	0.6	15	-	-
Foreign body accidentally entering eye and adnexa	E914	-	-	-	-	-
Foreign body accidentally entering other orifice	E915	-	-	-	-	-
Struck accidentally by falling object	E916	20	0.7	20	-	-
Striking against or struck accidentally by objects	E917	14	0.5	14	-	-
Caught accidentally in or between objects	E918	10	0.4	10	-	-
Overexertion and strenuous movements	E919	-	-	-	-	-
Accidents caused by cutting or piercing instruments	E920	2	0.1	2	-	-
Accidents caused by explosion of pressure vessel	E921	3	0.1	3	-	-
Accident caused by firearm missiles	E922	34	1.3	32	1	1
Accident caused by explosive material	E923	22	0.8	22	-	-
Accident caused by hot substance, corrosive liquid, and steam	E924	6	0.2	4	2	-
Accident caused by electric current	E925	24	0.9	23	-	1
Accident caused by radiation	E926	-	-	-	-	-
Vehicle accidents not elsewhere classifiable	E927	2	0.1	2	-	-
Machinery accidents not elsewhere classifiable	E928	21	0.8	20	1	-
Other and unspecified accidents	E929	27	1.0	22	3	2
Surgical and medical complications and misadventures	E930-E936	19	0.7	16	3	-
Complications and misadventures in operative therapeutic procedures	E930	9	0.3	6	3	-
Complications and misadventures in other and unspecified therapeutic procedures	E931	8	0.3	8	-	-
Complications and misadventures in diagnostic procedures	E932	2	0.1	2	-	-
Complications and misadventures in prophylaxis with bacterial vaccines	E933	-	-	-	-	-
Complications and misadventures in prophylaxis with other vaccines	E934	-	-	-	-	-
Complications and misadventures in other prophylactic procedures	E935	-	-	-	-	-
Complications and misadventures in other nontherapeutic procedures	E936	-	-	-	-	-
Late effects of accidental injury	E940-E949	12	0.4	12	-	-
Late effect of motor vehicle accident	E940	3	0.1	3	-	-
Late effect of other transport accident	E941	-	-	-	-	-
Late effect of accidental poisoning	E942	-	-	-	-	-
Late effect of accidental fall	E943	3	0.1	3	-	-
Late effect of accident caused by fire	E944	-	-	-	-	-
Late effect of accident due to natural and environmental factors	E945	-	-	-	-	-
Late effect of other accident	E946	3	0.1	3	-	-
Late effect of surgical operation	E947	1	0.0	1	-	-
Late effect of irradiation	E948	1	0.0	1	-	-
Late effect of other surgical and medical procedures	E949	1	0.0	1	-	-
Suicide and self-inflicted injury	E950-E959	388	14.3	366	6	16
Suicide and self-inflicted poisoning by solid or liquid substances	E950	61	2.3	54	1	6
Suicide and self-inflicted poisoning by gases in domestic use	E951	1	0.0	1	-	-
Suicide and self-inflicted poisoning by other gases	E952	46	1.7	46	-	-
Suicide and self-inflicted injury by hanging, strangulation, and suffocation	E953	27	1.0	23	1	3
Suicide and self-inflicted injury by submersion (drowning)	E954	5	0.2	5	-	-
Suicide and self-inflicted injury by firearms and explosives	E955	240	8.9	229	4	7
Suicide and self-inflicted injury by cutting and piercing instruments	E956	2	0.1	2	-	-
Suicide and self-inflicted injury by jumping from high place	E957	1	0.0	1	-	-
Suicide and self-inflicted injury by other and unspecified means	E958	5	0.2	5	-	-
Late effect of self-inflicted injury	E959	-	-	-	-	-

TABLE XVIII
RESIDENT DEATHS BY THREE-DIGIT ICDA CODE, NUMBER AND RATE, AND RACE, OKLAHOMA, 1974 (Continued)

Cause of Death	ICDA Number	Total No.	Total Rate	White No.	Negro No.	Indian No.
ACCIDENTS, POISONINGS, AND VIOLENCE (EXTERNAL CAUSE) -- Continued						
Homicide and injury purposely inflicted by other persons	E960-E969	265	9.8	178	72	15
Fight, brawl, or rape	E960	4	0.1	3	-	1
Assault by corrosive or caustic substances, except poisoning	E961	-	-	-	-	-
Assault by poisoning	E962	-	-	-	-	-
Assault by hanging and strangulation	E963	8	0.3	7	1	-
Assault by submersion (drowning)	E964	-	-	-	-	-
Assault by firearms and explosives	E965	182	6.7	119	56	7
Assault by cutting and piercing instruments	E966	31	1.1	21	7	3
Assault by pushing from high place	E967	-	-	-	-	-
Assault by other and unspecified means	E968	40	1.5	28	8	4
Late effect of injury purposely inflicted by other person	E969	-	-	-	-	-
Legal intervention	E970-E978	17	0.6	14	2	1
Injury due to legal intervention by firearms	E970	12	0.4	9	2	1
Injury due to legal intervention by explosives	E971	-	-	-	-	-
Injury due to legal intervention by gas	E972	-	-	-	-	-
Injury due to legal intervention by blunt object	E973	-	-	-	-	-
Injury due to legal intervention by cutting and piercing instruments	E974	-	-	-	-	-
Injury due to legal intervention by other specified means	E975	3	0.1	3	-	-
Injury due to legal intervention by unspecified means	E976	2	0.1	2	-	-
Late effect of injuries due to legal intervention	E977	-	-	-	-	-
Legal execution	E978	-	-	-	-	-
Injury undetermined whether accidentally or purposely inflicted	980-E989	63	2.3	50	8	5
Poisoning by solid or liquid substances, undetermined whether accidentally or purposely inflicted	E980	10	0.4	8	1	1
Poisoning by gases in domestic use, undetermined whether accidentally or purposely inflicted	E981	-	-	-	-	-
Poisoning by other gases, undetermined whether accidentally or purposely inflicted	E982	1	0.0	-	1	-
Hanging and strangulation, undetermined whether accidentally or purposely inflicted	E983	2	0.1	2	-	-
Submersion (drowning), undetermined whether accidentally or purposely inflicted	E984	5	0.2	4	-	1
Injury by firearms and explosives, undetermined whether accidentally or purposely inflicted	E985	24	0.9	19	3	2
Injury by cutting and piercing instruments, undetermined whether accidentally or purposely inflicted	E986	3	0.1	2	-	1
Falling from high place, undetermined whether accidentally or purposely inflicted	E987	-	-	-	-	-
Injury by other and unspecified means, undetermined whether accidentally or purposely inflicted	E988	18	0.7	15	3	-
Late effect of injury, undetermined whether accidentally or purposely inflicted	E989	-	-	-	-	-
Injury resulting from operations of war	E990-E999	1	0.0	1	-	-
Injury due to war operations by fires and conflagrations	E990	-	-	-	-	-
Injury due to war operations by bullets and fragments	E991	-	-	-	-	-
Injury due to war operations by explosion of marine weapons	E992	-	-	-	-	-
Injury due to war operations by other explosion	E993	-	-	-	-	-
Injury due to war operations by destruction of aircraft	E994	-	-	-	-	-
Injury due to war operations by other and unspecified forms of conventional warfare	E995	-	-	-	-	-
Injury due to war operations by nuclear weapons	E996	-	-	-	-	-
Injury due to war operations by other forms of unconventional warfare	E997	-	-	-	-	-
Injury due to war operations but occurring after cessation of hostilities	E998	-	-	-	-	-
Late effect of injury due to war operations	E999	1	0.0	1	-	-

TABLE XIX
FETAL DEATHS BY ICDA CODE, BY RACE,
OKLAHOMA, 1974

CAUSE OF FETAL DEATH	ICDA Number	TOTAL Number	TOTAL Rate	White	Negro	Indian
TOTAL	740-779	465	10.9	369	58	38
Anencephalus	740	8	0.2	8	-	-
Spina bifida	741	2	0.0	1	1	-
Congenital hydrocephalus	742	3	0.1	2	1	-
Other congenital anomalies of nervous system	743	2	0.0	2	-	-
Congenital anomalies of eye	744	-	-	-	-	-
Congenital anomalies of ear, face, and neck	745	-	-	-	-	-
Congenital anomalies of heart	746	1	0.0	1	-	-
Other congenital anomalies of circulatory system	747	-	-	-	-	-
Congenital anomalies of respiratory system	748	1	0.0	1	-	-
Cleft palate and cleft lip	749	-	-	-	-	-
Other congenital anomalies of upper alimentary tract	750	-	-	-	-	-
Other congenital anomalies of digestive system	751	-	-	-	-	-
Congenital anomalies of genital organs	752	-	-	-	-	-
Congenital anomalies of urinary system	753	-	-	-	-	-
Clubfoot (congenital)	754	-	-	-	-	-
Other congenital anomalies of limbs	755	-	-	-	-	-
Other congenital anomalies of musculoskeletal system	756	2	0.0	1	1	-
Congenital anomalies of skin, hair, and nails	757	-	-	-	-	-
Other and unspecified congenital anomalies	758	2	0.0	2	-	-
Congenital syndromes affecting multiple systems	759	5	0.1	4	1	-
Chronic circulatory and genitourinary disease in mother	760	4	0.1	3	1	-
Other maternal conditions unrelated to pregnancy	761	26	0.6	22	1	3
Toxemia of pregnancy	762	13	0.3	8	1	4
Maternal ante-and intrapartum infection	763	4	0.1	4	-	-
Difficult labor with abnormality of bones, organs, and tissues of pelvis	764	1	0.0	-	1	-
Difficult labor with disproportion, but no mention of abnormality of pelvis	765	-	-	-	-	-
Difficult labor with malposition of fetus	766	6	0.1	3	3	-
Difficult labor with abnormality of forces of labor	767	-	-	-	-	-
Difficult labor with other and unspecified complications	768	1	0.0	1	-	-
Other complications of pregnancy and childbirth	769	38	0.9	26	9	3
Conditions of placenta	770	104	2.4	81	12	11
Conditions of umbilical cord	771	68	1.6	56	6	6
Birth injury without mention of cause	772	-	-	-	-	-
Termination of pregnancy	773	10	0.2	8	2	-
Hemolytic disease of newborn with kernicterus	774	4	0.1	4	-	-
Hemolytic disease of newborn without mention of kernicterus	775	5	0.1	5	-	-
Anoxic and hypoxic conditions not elsewhere classifiable	776	28	0.7	24	2	2
Immaturity, unqualified	777	21	0.5	17	3	1
Other conditions of fetus or newborn	778	2	0.0	2	-	-
Fetal death of unknown cause	779	104	2.4	83	13	8

TABLE XX

BIRTHS AND DEATHS OF OKLAHOMA RESIDENTS BY STATE OF OCCURRENCE AND BIRTHS AND DEATHS OF OUT-OF-STATE RESIDENTS OCCURRING IN OKLAHOMA BY STATE OF RESIDENCE, 1974

State	Out-of-State Occurrence for Oklahoma Residents		Oklahoma Occurrence for Out-of-State Residents	
	Births	Deaths	Births	Deaths
TOTAL	2,023	1,396	498	599
Alabama	2	5	2	4
Alaska	-	1	-	1
Arizona	-	16	4	12
Arkansas	1,114	447	43	70
California	4	25	3	28
Colorado	22	31	6	14
District of Columbia	-	1	-	-
Florida	2	7	5	6
Georgia	2	3	1	2
Hawaii	-	1	-	-
Idaho	-	1	-	-
Illinois	1	5	3	16
Indiana	-	3	2	4
Iowa	1	1	-	6
Kansas	192	158	193	121
Kentucky	-	1	-	2
Louisiana	13	14	-	4
Maryland	1	2	-	3
Massachusetts	3	1	-	2
Michigan	2	6	-	2
Minnesota	2	3	2	1
Mississippi	1	9	1	6
Missouri	95	81	39	64
Montana	1	4	1	-
Nebraska	3	6	1	4
Nevada	-	6	-	4
New Jersey	-	1	-	1
New Mexico	8	20	1	8
New York	-	2	2	6
North Carolina	-	1	3	1
North Dakota	1	-	-	-
Ohio	1	3	3	8
Oregon	-	4	1	2
Pennsylvania	1	2	-	5
Rhode Island	1	1	-	-
South Carolina	-	1	-	1
South Dakota	-	1	-	1
Tennessee	2	9	2	7
Texas	541	494	175	170
Utah	1	-	1	4
Virginia	3	5	-	3
Washington	1	2	1	-
West Virginia	1	-	-	2
Wisconsin	1	1	-	1
Wyoming	-	9	1	-
Other Countries	-	2	2	3

TABLE XXI

BIRTHS, FETAL DEATHS (STILLBIRTHS), DEATHS, INFANT AND NEONATAL DEATHS BY COUNTY OF RESIDENCE AND OCCURRENCE, OKLAHOMA, 1974

COUNTY	BIRTHS		STILLBIRTHS		DEATHS		INFANT DEATHS		NEONATAL DEATHS	
	RESIDENCE	OCCURRENCE	RESIDENCE	OCCURRENCE	RESIDENCE	OCCURRENCE	RESIDENCE	OCCURRENCE	RESIDENCE	OCCURRENCE
ENTIRE STATE	42,363	40,838	465	448	27,228	26,431	738	718	526	510
Adair	327	77	2	3	170	109	8	2	4	1
Alfalfa	81	3	-	-	102	72	2	-	1	-
Atoka	163	14	2	2	126	99	4	1	4	1
Beaver	74	77	1	1	56	44	-	-	-	-
Beckham	251	304	3	5	272	281	3	2	2	1
Blaine	175	175	1	-	212	170	5	2	2	1
Bryan	386	258	7	4	342	276	6	5	6	5
Caddo	443	113	7	3	364	232	15	9	10	5
Canadian	647	126	5	-	320	223	14	1	13	1
Carter	665	830	12	11	517	546	14	11	11	8
Cherokee	410	661	2	4	207	164	6	2	3	-
Choctaw	225	148	6	6	261	184	5	2	3	2
Cimarron	67	43	2	2	51	37	2	1	-	-
Cleveland	1,352	1,125	27	18	503	538	16	11	13	9
Coal	70	33	1	1	75	55	-	-	-	-
Comanche	2,391	2,867	25	28	618	661	42	26	27	16
Cotton	75	-	2	-	99	42	-	-	-	-
Craig	168	163	2	1	201	220	4	4	2	2
Creek	720	548	10	7	530	458	12	7	9	4
Custer	341	487	6	9	243	297	9	10	6	7
Delaware	273	145	3	1	230	197	2	3	2	1
Dewey	50	2	1	-	78	42	-	-	-	-
Ellis	73	154	-	2	75	93	-	-	-	-
Garfield	921	1,048	13	15	604	734	10	18	8	14
Garvin	348	332	1	2	348	303	15	11	14	11
Grady	460	436	5	5	364	317	8	6	8	5
Grant	66	15	1	-	97	46	-	-	-	-
Greer	81	66	2	2	131	113	3	2	3	2
Harmon	61	52	-	-	68	58	-	-	-	-
Harper	74	88	-	-	59	57	1	-	1	-
Haskell	140	73	-	-	140	100	1	1	1	1
Hughes	169	139	3	2	205	196	2	-	2	-
Jackson	697	754	7	7	251	222	8	3	6	2
Jefferson	102	53	-	-	127	94	4	5	3	4
Johnston	123	67	1	-	126	103	1	-	-	-
Kay	656	738	9	8	576	561	13	12	12	11
Kingfisher	190	228	4	5	158	124	5	1	5	1
Kiowa	179	149	6	5	171	160	4	-	3	-
Latimer	130	310	2	2	87	92	1	-	1	-
LeFlore	557	197	3	2	414	271	10	3	7	1
Lincoln	287	136	3	2	311	244	8	4	8	3
Logan	250	8	5	-	272	224	3	-	-	-
Love	99	26	-	-	75	57	3	1	2	-
McClain	248	136	3	2	178	145	6	2	4	-
McCurtain	675	170	7	3	400	278	9	4	6	2
McIntosh	166	5	1	-	188	90	3	-	3	-
Major	114	94	1	1	97	85	4	2	3	1
Marshall	93	18	-	-	140	100	-	-	-	-
Mayes	400	283	7	4	288	233	8	4	8	4
Murray	124	58	1	-	194	194	3	1	2	1
Muskogee	960	1,209	12	13	798	996	14	10	9	5
Noble	161	105	1	1	125	84	-	-	-	-
Nowata	129	84	1	-	153	115	3	-	2	-
Okfuskee	169	88	1	1	159	100	4	3	3	2
Oklahoma	9,852	11,053	98	118	4,618	5,594	188	279	123	192
Okmulgee	505	387	5	6	486	384	10	4	8	4
Osage	358	115	2	-	341	222	8	2	7	1
Ottawa	456	365	5	4	381	300	8	2	4	-
Pawnee	173	177	3	1	179	155	5	-	4	-
Payne	656	695	13	16	422	396	11	11	8	8
Pittsburg	522	679	7	6	442	466	13	14	10	12
Pontotoc	378	563	2	3	348	385	5	3	3	1
Pottawatomie	651	715	9	7	567	549	12	11	5	6
Pushmataha	150	175	1	2	125	103	-	2	-	1
Roger Mills	52	22	1	2	44	27	1	-	1	-
Rogers	464	738	3	7	258	242	11	7	9	5
Seminole	359	212	2	2	388	296	4	2	1	-
Sequayah	444	92	2	-	260	158	6	1	4	1
Stephens	457	446	3	3	439	400	6	5	5	5
Texas	333	297	-	-	142	101	11	7	9	6
Tillman	182	85	5	3	163	108	4	4	3	3
Tulsa	6,672	7,375	58	65	3,519	3,999	95	161	68	124
Wagoner	370	81	2	1	239	166	1	1	1	1
Washington	548	628	8	6	416	417	5	1	5	1
Washita	137	61	6	4	152	96	1	1	1	1
Woods	128	131	1	1	145	108	3	1	1	-
Woodward	260	228	2	1	198	223	7	7	4	4

TABLE XXII
MARRIAGES AND DIVORCES, NUMBER AND RATE, BY COUNTY, OKLAHOMA, 1974

COUNTY	MARRIAGES		DIVORCES		ANNULMENTS		DIVORCES & ANNULMENTS	
	NUMBER	RATE	NUMBER	RATE	NUMBER	RATE	NUMBER	RATE
ENTIRE STATE	40,160	14.8	19,867	7.3	199	0.1	20,066	7.4
Adair	339	20.5	59	3.6	3	0.2	62	3.8
Alfalfa	63	8.9	37	5.2	-	-	37	5.2
Atoka	231	20.1	49	4.3	-	-	49	4.3
Beaver	75	12.7	27	4.6	1	0.2	28	4.7
Beckham	218	14.0	135	8.7	3	0.2	138	8.8
Blaine	129	10.6	66	5.4	1	0.1	67	5.5
Bryan	1,875	70.5	201	7.6	3	0.1	204	7.7
Caddo	271	8.7	162	5.2	4	0.1	166	5.3
Canadian	493	10.9	206	4.6	1	0.0	207	4.6
Carter	912	22.9	367	9.2	4	0.1	371	9.3
Cherokee	308	12.7	191	7.9	2	0.1	193	7.9
Choctaw	691	40.4	102	6.0	1	0.1	103	6.0
Cimarron	70	17.5	16	4.0	-	-	16	4.0
Cleveland	1,060	10.3	753	7.3	4	0.0	757	7.4
Coal	56	9.7	31	5.3	-	-	31	5.3
Comanche	1,349	12.8	691	6.6	2	0.0	693	6.6
Cotton	60	9.1	34	5.2	-	-	34	5.2
Craig	186	12.7	57	3.9	1	0.1	58	3.9
Creek	707	14.8	399	8.4	4	0.1	403	8.4
Custer	261	11.7	160	7.2	-	-	160	7.2
Delaware	225	11.6	109	5.6	-	-	109	5.6
Dewey	61	10.7	17	3.0	-	-	17	3.0
Ellis	46	9.0	14	2.7	1	0.2	15	2.9
Garfield	751	13.0	383	6.6	-	-	383	6.6
Garvin	268	10.0	168	6.3	-	-	168	6.3
Grady	366	10.9	231	6.9	3	0.1	234	6.9
Grant	68	9.7	11	1.6	-	-	11	1.6
Greer	45	5.6	43	5.3	1	0.1	44	5.4
Harmon	60	12.8	30	6.4	-	-	30	6.4
Harper	56	11.4	19	3.9	-	-	19	3.9
Haskell	180	18.8	55	5.7	-	-	55	5.7
Hughes	134	9.5	71	5.0	1	0.1	72	5.1
Jackson	378	11.4	223	6.7	5	0.2	228	6.9
Jefferson	236	30.3	34	4.4	-	-	34	4.4
Johnston	111	13.4	49	5.9	1	0.1	50	6.0
Kay	766	16.0	309	6.5	5	0.1	314	6.6
Kingfisher	163	12.9	58	4.6	-	-	58	4.6
Kiowa	97	8.2	56	4.7	-	-	56	4.7
Latimer	105	11.1	40	4.2	-	-	40	4.2
LeFlore	1,280	37.8	210	6.2	-	-	210	6.2
Lincoln	215	10.2	123	5.8	-	-	123	5.8
Logan	242	10.6	109	4.8	-	-	109	4.8
Love	140	21.9	42	6.6	-	-	42	6.6
McClain	161	8.9	79	4.4	3	0.2	82	4.6
McCurtain	688	19.8	189	5.4	15	0.4	204	5.9
McIntosh	114	8.6	72	5.5	6	0.5	78	5.9
Major	77	9.6	38	4.8	-	-	38	4.8
Marshall	90	10.7	52	6.2	-	-	52	6.2
Mayes	272	10.6	106	4.1	1	0.0	107	4.2
Murray	95	8.8	60	5.6	-	-	60	5.6
Muskogee	692	11.2	576	9.3	3	0.0	579	9.4
Noble	165	16.2	54	5.3	-	-	54	5.3
Nowata	165	15.9	48	4.6	-	-	48	4.6
Okfuskee	120	10.7	61	5.4	-	-	61	5.4
Oklahoma	6,752	12.3	4,799	8.7	58	0.1	4,857	8.8
Okmulgee	466	12.4	304	8.1	-	-	304	8.1
Osage	217	7.5	194	6.7	1	0.0	195	6.7
Ottawa	4,353	142.7	242	7.9	6	0.2	248	8.1
Pawnee	117	9.4	65	5.2	-	-	65	5.2
Payne	522	9.6	267	4.9	1	0.0	268	4.9
Pittsburg	413	11.0	254	6.8	12	0.3	266	7.1
Pontotoc	419	13.8	217	7.1	1	0.0	218	7.2
Pottawatomie	539	10.9	376	7.6	4	0.1	380	7.7
Pushmataha	73	7.3	56	5.6	-	-	56	5.6
Roger Mills	37	8.6	13	3.0	-	-	13	3.0
Rogers	424	13.2	224	7.0	6	0.2	230	7.1
Seminole	237	8.4	113	4.0	2	0.1	115	4.1
Sequoyah	516	20.2	157	6.1	1	0.0	158	6.2
Stephens	344	9.1	223	5.9	4	0.1	227	6.0
Texas	236	13.4	100	5.7	1	0.1	101	5.7
Tillman	126	10.2	53	4.3	-	-	53	4.3
Tulsa	5,070	12.2	4,056	9.8	15	0.0	4,071	9.8
Wagoner	241	9.2	123	4.7	1	0.0	124	4.8
Washington	606	14.7	295	7.2	3	0.1	298	7.2
Washita	93	7.2	50	3.9	2	0.2	52	4.0
Woods	137	12.7	54	5.0	-	-	54	5.4
Woodward	236	15.2	150	9.7	2	0.1	152	9.8

TECHNICAL APPENDIX

SOURCES OF VITAL STATISTICS DATA

The source documents for the natality and mortality data were the certificates of live birth, death, and fetal death which were received in the State Department of Health prior to March 15, 1975.

Since most birth and death statistics are tabulated according to place of residence rather than where the event occurred, Oklahoma participates in a record exchange with other states so that those Oklahoma residents who give birth or die out of state can be included in the Oklahoma figures. Births and deaths are also reallocated within the state to the county of residence for statistical purposes.

Data relating to marriages and divorces was tabulated from monthly reports received from the court clerks of the county where the event occurred. Marriage and divorce data is tabulated by county of occurrence only.

United States data was obtained from Monthly Vital Statistics Report, Vol. 23, No. 13, Annual Summary for the United States, 1974 (Provisional Statistics).

CAUSE OF DEATH CLASSIFICATION

The underlying cause of death was determined from the medical certification section of death certificates in accordance with procedures established by the National Center for Health Statistics. Codes were assigned from the Eighth Revision, International Classification of Diseases, Adapted for Use in the United States, 1967 (ICDA).

In several tables, individual causes of death have been grouped into 38 causes. Where the leading causes were selected, it was done by a further grouping of the 38 causes.

The causes of death prior to 1968 which were coded under previous ICDA revisions have been adjusted and reallocated in order to make them comparable with data coded under the Eighth Revision and grouped into 38 cause categories.

POPULATION

The United States Bureau of the Census revised count of the Oklahoma population as of April 1, 1970, was 2,559,463. Population estimates for intercensal years are prepared by the Oklahoma Employment Security Commission. The state population estimate as of July 1, 1974, was 2,709,000. Estimates of the population of counties and of cities greater than 10,000 are given in Reference Tables VI and VIII.

DEFINITIONS

Birth Weight	Weight of infant at time of delivery
Fetal Death (Stillbirth)	Death prior to the complete expulsion or extraction from its mother of a product of human conception after a period of gestation as prescribed by the State Board of Health. The death is indicated by the fact that, after such expulsion or extraction, the fetus does not breathe or show any other evidence of life such as beating of the heart, pulsation of the umbilical cord, or definite movement of voluntary muscles
Infant Death	Death occurring to individuals of less than one year of age
Live Birth	The complete expulsion or extraction from its mother of a product of human conception, irrespective of the duration of pregnancy, which after such expulsion or extraction, breathes or shows any other evidence of life such as beating of the heart, pulsation of the umbilical cord, or definite movement of voluntary muscles, whether or not the umbilical cord has been cut or the placenta is attached
Low-Weight Birth	Birth wherein the weight is equivalent to or less than 5 lb. 8 oz.
Maternal Death	Death in which the physician has designated a condition related to pregnancy, childbirth, or the puerperium as the underlying cause of death
Neonatal Death	Death occurring to individuals of less than 28 days of age
Occurrence	Place where the event occurred
Out-of-Wedlock Birth	Birth wherein there is no marital tie between mother and father
Residence	The usual place of residence of the individual. For deaths, this is defined as the usual residence of the decedent as indicated on the certificate; for births and fetal deaths, the residence is defined as the usual place of residence of the mother
Standard Metropolitan Statistical Area (SMSA)	A county or group of contiguous counties which contains at least one city of 50,000 inhabitants or more
Underlying Cause of Death	That disease or condition which gave rise to the chain of morbid events leading to death OR the circumstances of the accident or violence that produced the fatal injury

RATES AND RATIOS

Cause-Specific Death Rate $= \frac{\text{Number of Resident Deaths from a Particular Cause}}{\text{Total Resident Population}} \times 100{,}000$

Crude Birth Rate $= \frac{\text{Number of Resident Births}}{\text{Total Resident Population}} \times 1{,}000$

Crude Death Rate $= \frac{\text{Number of Resident Deaths}}{\text{Total Resident Population}} \times 1{,}000$

Divorce Rate $= \frac{\text{Number of Divorces and Annulments}}{\text{Total Resident Population}} \times 1{,}000$

Fertility Rate $= \frac{\text{Number of Resident Live Births}}{\text{Total Female Population (15-44)}} \times 1{,}000$

Fetal Mortality Rate $= \frac{\text{Number of Resident Fetal Deaths}}{\text{Total Resident Live Births and Resident Fetal Deaths}} \times 1{,}000$

Fetal Mortality Ratio $= \frac{\text{Number of Resident Fetal Deaths}}{\text{Total Resident Live Births}} \times 1{,}000$

Infant Mortality Rate $= \frac{\text{Number of Infant Deaths}}{\text{Total Resident Live Births}} \times 1{,}000$

Neonatal Mortality Rate $= \frac{\text{Number of Neonatal Deaths}}{\text{Total Resident Live Births}} \times 1{,}000$

Marriage Rate $= \frac{\text{Number of Marriages}}{\text{Total Resident Population}} \times 1{,}000$

Maternal Mortality Rate $= \frac{\Sigma \text{ Number of Maternal Deaths}}{\Sigma \text{ Total Resident Live Births}} \times 10{,}000$

Median Age = That age above and below which one-half of the age distribution lies

Out-of-Wedlock Ratio $= \frac{\text{Number of Resident Out-of-Wedlock Births}}{\text{Total Resident Live Births}} \times 1{,}000$

Sex Ratio $= \frac{\text{Number of Males}}{\text{Number of Females}} \times 100$

NOTE ON THE USE OF RATES

Rates based on a small number of events may exhibit considerable variation from time period to time period or from place to place even though there may be a change or difference of only one or two events. Also, care should be taken in attributing differences in rates between different areas to particular factors since the rate of an area is largely influenced by the demographic composition of the population. Conclusions drawn from comparing vital statistics rates should be evaluated in light of these factors.

STATISTICAL VARIABLES AVAILABLE

BIRTHS/FETAL DEATHS

Race
Sex
Age of Mother
Birth Weight
Marital Status
Attendant

Number of Previous Deliveries
*Trimester Prenatal Care Began
*Month Prenatal Care Began
*Prenatal Visits

County of Residence
City of Residence (>2,500 Pop.)
County of Occurrence
City of Occurrence (>2,500 Pop.)

Out-of-state Residence
Out-of-state Occurrence

**Cause of Death

DEATHS/INFANT AND NEONATAL DEATHS

Race
Sex
Age Groups
Individual Age
Month
38 Cause
150 Cause
Individual Cause

County of Residence
City of Residence (>2,500 Pop.)
County of Occurrence
City of Occurrence (>2,500 Pop.)

Out-of-state Residence
Out-of-state Occurrence

MATERNAL DEATHS

Individual Cause
Race
Age

*Births Only
**Fetal Deaths Only

Figure 1

1968 REVISION

Use this form for live births occurring on and after July 1, 1968

Type or print with black permanent ink. THIS IS A PERMANENT RECORD.

DO NOT WRITE BELOW

CODES

Place
Hospital
Oklahoma Residence
Out of State Residence
Nativity
Attendant
Birth Weight
RFM
EFM
PD

VS 152 7-68

CERTIFICATE OF LIVE BIRTH

STATE OF OKLAHOMA – DEPARTMENT OF HEALTH

LOCAL REG. NO. STATE FILE NO. 135 -

1. CHILD NAME First Middle Last (Type or print)
2. DATE OF BIRTH Month Day Year
3. HOUR M.
4. SEX
5a. THIS BIRTH SINGLE ☐ TWIN ☐ TRIPLET ☐
5b. IF TWIN OR TRIPLET, WAS CHILD BORN 1st ☐ 2d ☐ 3d ☐
6a. COUNTY OF BIRTH
6b. CITY, TOWN, OR LOCATION OF BIRTH
6c. INSIDE CITY LIMIT Yes ☐ No ☐
6d. HOSPITAL – NAME (If not in hospital, give street and number)
7. MOTHER MAIDEN NAME First Middle Last
8. AGE (at time of this birth)
9. BIRTHPLACE (State or foreign country)
10a. RESIDENCE – STATE
10b. COUNTY
10c. CITY, TOWN, OR LOCATION
10d. INSIDE CITY LIMIT Yes ☐ No ☐
10e. STREET ADDRESS
11. FATHER NAME First Middle Last
12. AGE (at time of this birth)
13. BIRTHPLACE (State or foreign country)
14a. INFORMANT SIGNATURE OF EITHER PARENT
14b. IF UNABLE TO OBTAIN ONE OF PARENTS SIGNATURE, STATE REASON THEREFORE.
15. MOTHER'S MAILING ADDRESS STREET or R.F.D. NO. POSTOFFICE STATE ZIP CODE NO.
16a. WAS BLOOD OF THIS CHILD'S MOTHER TESTED FOR SYPHILIS? Yes ☐
16b. DATE TEST MADE
16c. IF NO TEST, STATE REASON THEREFORE
17. WEIGHT OF CHILD AT BIRTH LBS. OZS.
18. WAS PROPHYLACTIC DRUG USED IN BABY'S EYES? Yes ☐ No ☐
I hereby certify that this child was born alive on the date stated above.
19a. SIGNATURE OF ATTENDANT
19b. DATE SIGNED
19c. NAME OF ATTENDANT (Print or Type)
19d. ATTENDANT AT BIRTH M.D. ☐ D.O. ☐ D.C. ☐ Midwife ☐ Other ☐ (Specify)
19e. ADDRESS OF ATTENDANT STREET or R.F.D. NO. POSTOFFICE STATE ZIP CODE NO.
20a. DATE REC'D. BY LOCAL REG.
20b. LOCAL REGISTRAR'S SIGNATURE
21. DATE RECEIVED BY STATE REGISTRAR
THIS LINE FOR USE OF STATE REGISTRAR
22a. DATE CORRECTIONS MADE
22b. ITEMS CORRECTED
22c. AUTHORITY
22d. CLERK

DO NOT WRITE BELOW

CODES

Marital Status
Comp. Relat. to Preg.
Comp. Not Relat.
Comp. Labor
Birth Injury
Cong. Malf.

VS 152 7-68

TO BE DETACHED BY STATE REGISTRAR ONLY — DO NOT WRITE IN THIS SPACE

CONFIDENTIAL INFORMATION FOR MEDICAL AND HEALTH USE ONLY

RACE – FATHER (Specify) 23.
24. EDUCATION – Specify highest grade completed: ELEMENTARY (0,1,2,3,4,5,6,7,8) HIGH SCHOOL (9,10,11,12) COLLEGE (1,2,3,4, or 5+)
25. IS MOTHER MARRIED? (Specify Yes or No) Yes No
RACE – MOTHER (Specify) 26.
27. EDUCATION – Specify highest grade completed: ELEMENTARY (0,1,2,3,4,5,6,7,8) HIGH SCHOOL (9,10,11,12) COLLEGE (1,2,3,4, or 5+)
PREVIOUS DELIVERIES – How many other children: ARE NOW LIVING 28a. WERE BORN ALIVE-NOW DEAD 28b. WERE BORN DEAD (FETAL DEATH AT ANY TIME AFTER CONCEPTION) 28c.
DATE LAST NORMAL MENSES BEGAN Month Day Year 29.
MONTH OF PREGNANCY PRENATAL CARE BEGAN First, Second, Third, etc. (Sgly) 30a.
PRENATAL VISITS Total No. (If none, so state) 30b.
DATE OF LAST LIVE BIRTH Month Date Year 31a.
DATE OF LAST FETAL DEATH Month Date Year 31b.
COMPLICATIONS RELATED TO PREGNANCY (Describe or write "None") 32.
BIRTH INJURIES TO CHILD (Describe or write "None") 33.
COMPLICATIONS NOT RELATED TO PREGNANCY (Describe or write "None") 34.
CONGENITAL MALFORMATIONS OR ANOMALIES OF CHILD (Describe or write "None") 35.
COMPLICATIONS OF LABOR (Describe or write "None") 36.
THIS LINE FOR USE OF STATE REGISTRAR
37a. DATE CORRECTIONS MADE
37b. ITEMS CORRECTED
37c. AUTHORITY
37d. CLERK

Figure 2

ATTENDING PHYSICIAN
CERTIFICATE OF DEATH
STATE OF OKLAHOMA - DEPARTMENT OF HEALTH

1968 REVISION

Use this form for deaths occurring on and after January 1, 1968.

Type or print with black, permanent ink. THIS IS A PERMANENT RECORD.

DO NOT WRITE BELOW

CODES

Race ____
Age ____
Place ____
Hospital ____
Oklahoma Residence ____
Out-of-state Residence ____
Cause of Death ____
Autopsy ____
Attendant ____
Infant ____
Occupation ____
Spec. Sym. ____
Place ____
Month ____
Hour ____
Nat. Inj. ____
NSC Code ____

VS 154 (7-75)

LOCAL REGISTRAR'S FILE NO. — STATE FILE NO.

DECEASED - NAME First Middle Last 1. | DATE OF DEATH (Month, Day, Year) 2. | SEX 3.

RACE - White, Negro, American Indian, Etc. (Specify) 4. | AGE - Last Birthday (Year) 5a. | UNDER 1 YEAR Mos. Days 5b. | UNDER 1 DAY Hours Min. 5c. | DATE OF BIRTH (Month, Day, Year) 6. | COUNTY OF DEATH 7a.

CITY, TOWN, OR LOCATION OF DEATH 7b. | INSIDE CITY LIMITS Yes ☐ No ☐ 7c. | HOSPITAL OR OTHER INSTITUTION – NAME (If not in either, give Street and Number) 7d.

STATE OF BIRTH (If not in U.S.A. Name Country) 8. | CITIZEN OF WHAT COUNTRY 9. | Married ☐ Never Married ☐ Widowed ☐ Divorced ☐ 10. | SURVIVING SPOUSE (If Wife, Give Maiden Name) 11.

SOCIAL SECURITY NUMBER 12. | USUAL OCCUPATION (Give kind of work done during most of working life, even if retired) 13a. | KIND OF BUSINESS OR INDUSTRY 13b.

RESIDENCE – STATE 14a. | COUNTY 14b. | CITY, TOWN, OR LOCATION 14c. | INSIDE CITY LIMITS Yes ☐ No ☐ 14d. | STREET AND NUMBER 14e.

FATHER – NAME First Middle Last 15. | MOTHER – MAIDEN NAME First Middle Last 16.

INFORMANT – NAME 17a. | MAILING ADDRESS (Street or R. F. D. No., City or Town, State, Zip) 17b.

MEDICAL CERTIFICATION

PART I. DEATH WAS CAUSED BY: (Enter only one cause per line for (a), (b), and (c).) | Approximate Interval Between onset and Death

18. CAUSE OF DEATH — IMMEDIATE CAUSE (a) — DUE TO OR AS A CONSEQUENCE OF: (b) — DUE TO OR AS A CONSEQUENCE OF: (c)

Condition if any, which gave rise to immediate cause(s), stating the underlying cause last

PART II. OTHER SIGNIFICANT CONDITIONS: (Conditions contributing to death but not related to cause given in part I (a)) | AUTOPSY 19a. Yes ☐ No ☐ | IF YES: Were findings considered in determining cause of death. 19b. Yes ☐ No ☐

Notice to attending physician: Do not sign this certificate unless you are the physician who attended the deceased for a natural illness—unrelated to injury or poisoning—to which the patient has apparently succumbed, provided that death did not occur while deceased was in penal incarceration or during a therapeutic procedure in which death was not reasonably medically expected. For enumeration of deaths subject to investigation and certification by Medical Examiner, refer to O.S. Title 63, Sec. 938, or contact office of Chief Medical Examiner in Oklahoma City.

CERTIFICATION — 20a. PHYSICIAN: I attended the deceased from Month Day Year TO Month Day Year | And Last saw him/her alive on 20b. Month Day Year | I did/did not view body after death 20c. | DEATH OCCURRED at ___ M. 20d. at the place, on the date stated, and to the best of my knowledge, due to the cause(s) stated.

CERTIFIER – NAME (Type or Print) 21a. | SIGNATURE OF CERTIFIER 21b. Degree or Title | DATE SIGNED (Month, Day, Year) 21c.

MAILING ADDRESS – CERTIFIER 21d. Street or R.F.D. No. City or Town State Zip | THE DECEDENT was pronounced dead on 22a. Month Day Year | AT 22b. M.

BURIAL, CREMATION, REMOVAL (Specify) 23a. | DATE Month Day Year 23b. | CEMETERY OR CREMATORY – NAME 23c.

LOCATION (Crematory or Cemetery) City or Town State 23d. | FUNERAL HOME - NAME AND ADDRESS (Street or R.F.D. No., City or Town, State, Zip) 24a. | FUNERAL DIRECTOR 24b.

LOCAL REGISTRAR SIGNATURE 25a. | DATE RECD. BY LOCAL REG. 25b. | DATE RECEIVED BY STATE REGISTRAR 26.

SAMPLE

Figure 3

MEDICAL EXAMINER
CERTIFICATE OF DEATH
STATE OF OKLAHOMA – DEPARTMENT OF HEALTH

Type or print with black, permanent ink. THIS IS A PERMANENT RECORD.

DO NOT WRITE BELOW

CODES

Race ____
Age ____
Place ____
Hospital ____
Oklahoma Residence ____
Out-of-state Residence ____
Cause of Death ____
Autopsy ____
Attendant ____
Infant ____
Occupation ____
Spec. Sym. ____

MEDICAL CERTIFICATION FOR MEDICAL EXAMINER USE ONLY.

Place ____
Month ____
Hour ____
Nat. Inj. ____
NSC Code ____

VS 154A (8-75)

LOCAL REGISTRAR'S FILE NO — STATE FILE NO

DECEASED - NAME First Middle Last 1 | DATE OF DEATH (Month, Day, Year) 2 | SEX 3

RACE - White, Negro, American Indian, Etc. (Specify) 4 | AGE - Last Birthday (Years) 5a | UNDER 1 YEAR Mos Days 5b | UNDER 1 DAY Hours Min 5c | DATE OF BIRTH (Month, Day, Year) 6 | COUNTY OF DEATH 7a

CITY, TOWN, OR LOCATION OF DEATH 7b | INSIDE CITY LIMITS Yes ☐ No ☐ 7c | HOSPITAL OR OTHER INSTITUTION – NAME (If not in either, give Street and Number) 7d

STATE OF BIRTH (If not in U.S.A. Name Country) 8 | CITIZEN OF WHAT COUNTRY 9 | Married ☐ Never Married ☐ Widowed ☐ Divorced ☐ 10 | SURVIVING SPOUSE (If Wife, Give Maiden Name) 11

SOCIAL SECURITY NUMBER 12 | USUAL OCCUPATION (Give kind of work done during most of working life, even if retired) 13a | KIND OF BUSINESS OR INDUSTRY 13b

RESIDENCE – STATE 14a | COUNTY 14b | CITY, TOWN, OR LOCATION 14c | INSIDE CITY LIMITS Yes ☐ No ☐ 14d | STREET AND NUMBER 14e | ZIP CODE

FATHER – NAME First Middle Last 15 | MOTHER – MAIDEN NAME First Middle Last 16

INFORMANT – NAME OR SOURCE OF INFORMATION 17a | MAILING ADDRESS (Street or R.F.D. No., City or Town, State, Zip) 17b

MEDICAL CERTIFICATION

PART I DEATH WAS CAUSED BY (Enter only one cause per line for (a), (b), and (c)) | Approximate Interval Between onset and Death

18 CAUSE OF DEATH — IMMEDIATE CAUSE (a) — DUE TO OR AS A CONSEQUENCE OF (b) — DUE TO OR AS A CONSEQUENCE OF (c)

Condition, if any, which gave rise to immediate cause(s), stating the underlying cause last

PART II OTHER SIGNIFICANT CONDITIONS (Conditions contributing to death but not related to cause given in part I (a)) | AUTOPSY 19a Yes ☐ No ☐ | AUTOPSY AUTHORIZED BY: 19b

Manner: Natural ☐ Suicide ☐ Homicide ☐ Pending ☐ Accident ☐ Unknown ☐ 20a | DATE OF INJURY (Month, Day, Year) 20b | HOUR OF INJURY 20c M. | HOW INJURY OCCURRED (Enter nature of injury in Part I or Part II, Item 18) 20d

20e INJURY AT WORK Yes ☐ No ☐ | 20f PLACE OF INJURY (Home, Farm, Street, Factory, Office Bldg., Etc | 20g LOCATION OF INJURY (Street or R.F.D. No., City or Town, State)

CERTIFICATION – MEDICAL EXAMINER: On the basis of the examination of the body and/or the investigation in my opinion death occurred on the date and due to the cause(s) stated as certified by me, beginning at item 22b. 21a | I did/did not view body after death 21b | DEATH OCCURRED at ___ M. 21c at the place, on the date stated, and to the best of my knowledge, due to the cause(s) stated.

CERTIFIER – NAME (Type or Print) 22a | SIGNATURE OF MEDICAL EXAMINER 22b | DATE SIGNED (Month, Day, Year) 22c

MAILING ADDRESS – CERTIFIER 22d Street or R.F.D. No City or Town State Zip

BURIAL, CREMATION, REMOVAL (Specify) 23a | DATE Month Day Year 23b | CEMETERY OR CREMATORY – NAME 23c

LOCATION (Crematory or Cemetery) City or Town State 23d | FUNERAL HOME - NAME AND ADDRESS (Street or R.F.D. No., City or Town, State, Zip) 24a | FUNERAL DIRECTOR 24b

LOCAL REGISTRAR SIGNATURE 25a | DATE RECD. BY LOCAL REG 25b | DATE RECEIVED BY STATE REGISTRAR 26

SAMPLE

Figure 4

CERTIFICATE OF FETAL DEATH (STILLBIRTH)
STATE OF OKLAHOMA – DEPARTMENT OF HEALTH

1968 REVISION

Use this form for fetal deaths (stillbirths) occurring on or after July 1, 1968

Type or print with black permanent ink. THIS IS A PERMANENT RECORD.

DO NOT WRITE BELOW

CODES

Place ____
Hospital ____
Residence ____
Name ____
Attendant ____
Birth Weight ____
Cause of fetal death ____

VS 153 7-68

LOCAL REG. NO. — STATE FILE NO. 135-

1. FETUS NAME (If Given) First Middle Last (Type or Print) | 2. DATE OF DELIVERY Month Day Year | 3. HOUR ___ M.

4. SEX | 5a. THIS BIRTH SINGLE ☐ TWIN ☐ TRIPLET ☐ | 5b. IF TWIN OR TRIPLET, THIS FETUS DELIVERED 1st ☐ 2d ☐ 3d ☐ | 6a. COUNTY OF DELIVERY

6b. CITY, TOWN, OR LOCATION OF BIRTH | 6c. INSIDE CITY LIMIT Yes ☐ No ☐ | 6d. HOSPITAL – NAME (If not in Hospital, give street and number)

7. MOTHER MAIDEN NAME First Middle Last | 8. AGE (at time of this birth) | 9. BIRTHPLACE (State or foreign country)

10a. RESIDENCE – STATE | 10b. COUNTY | 10c. CITY, TOWN, OR LOCATION | 10d. INSIDE CITY LIMIT Yes ☐ No ☐ | 10e. STREET ADDRESS

11. FATHER NAME First Middle Last | 12. AGE (at time of this birth) | 13. BIRTHPLACE (State or foreign country)

14a. INFORMANT | 14b. RELATION TO FETUS

15. MOTHER'S MAILING ADDRESS STREET or R.F.D. NO. POSTOFFICE STATE ZIP CODE NO.

16a. WAS BLOOD OF THIS CHILD'S MOTHER TESTED FOR SYPHILIS? Yes ☐ No ☐ | 16b. DATE TEST MADE | 16c. IF NO TEST, STATE REASON THEREFORE | 17. WEIGHT OF FETUS LBS. OZS.

CAUSE OF FETAL DEATH

18. CAUSE OF FETAL DEATH (Enter only one cause per line in Part I) PART I. DIRECT CAUSE: State fetal or maternal conditions directly causing fetal death. Immediate Cause (a)

State fetal and/or maternal conditions if any, giving rise to the above cause (a), stating the underlying cause last. Due to (b) Due to (c)

SPECIFY FETAL OR MATERNAL | 19. WHEN DID FETUS DIE? Before Labor ☐ During Labor or Delivery ☐ Unknown ☐

PART II, OTHER SIGNIFICANT CONDITIONS of fetus or mother which may have contributed to fetal death, but were not related to direct cause stated in Part I (a). | 20. AUTOPSY Yes ☐ No ☐

I hereby certify that this delivery occurred on the date stated above and the fetus was born dead. | 21a. ATTENDANT'S SIGNATURE (Specify if M.D., D.O., D.C., Midwife or other) | 21b. DATE SIGNED

21c. ATTENDANT'S ADDRESS | If not attended by physician | 22. SIGNATURE OF AUTHORIZED OFFICIAL (Title)

23a. BURIAL, CREMATION, REMOVAL (Specify) | 23b. DATE | 23c. NAME OF CEMETERY OR CREMATORY | 23d. LOCATION (City, town, or county) (State)

24. FUNERAL DIRECTOR ADDRESS | 25a. LOCAL REGISTRAR'S SIGNATURE | 25b. DATE REC'D BY LOCAL REG.

SAMPLE

DO NOT WRITE BELOW

CODES

Length of Preg ____
Compl. Ret. to Preg. ____
Birth Injury ____
Comp. not Related ____
Cong. Mal. ____
Comp. of Labor ____

VS 153 7-68

TO BE DETACHED BY STATE REGISTRAR ONLY | DO NOT WRITE IN THIS SPACE

CONFIDENTIAL INFORMATION FOR MEDICAL AND HEALTH USE ONLY

RACE – FATHER: WHITE, NEGRO, AMERICAN INDIAN, ETC. (Specify) 26. | 27. EDUCATION – Specify highest grade completed: ELEMENTARY (0,1,2,3,4,5,6,7,8) HIGH SCHOOL (9,10,11,12) COLLEGE (1,2,3,4, or 5+) | 28. IS MOTHER MARRIED? (Specify Yes or No) Yes No

RACE – MOTHER: WHITE, NEGRO, AMERICAN INDIAN, ETC. (Specify) 29. | 30. EDUCATION – Specify highest grade completed: ELEMENTARY (0,1,2,3,4,5,6,7,8) HIGH SCHOOL (9,10,11,12) COLLEGE (1,2,3,4, or 5+) | PREVIOUS DELIVERIES – How many other children: ARE NOW LIVING 31a. WERE BORN ALIVE-NOW DEAD 31b. WERE BORN DEAD (FETAL) DEATH AT ANY TIME AFTER CONCEPTION) 31c.

DATE LAST NORMAL MENSES BEGAN Month Day Year 32. | MONTH OF PREGNANCY PRENATAL CARE BEGAN First, Second, Third, etc. (Spfy) 33a. | PRENATAL VISITS Total No. (If none, so state) 33b. | DATE OF LAST LIVE BIRTH Month Date Year 34a. | DATE OF LAST FETAL DEATH Month Date Year 34b.

COMPLICATIONS RELATED TO PREGNANCY (Describe or write "None") 35. | BIRTH INJURIES TO FETUS (Describe or write "None") 36.

COMPLICATIONS NOT RELATED TO PREGNANCY (Describe or write "None") 37. | CONGENITAL MALFORMATIONS OR ANOMALIES OF FETUS 38. (Describe or write "None")

COMPLICATIONS OF LABOR (Describe or write "None") 39.

THIS LINE FOR USE OF STATE REGISTRAR | 40a. DATE CORRECTIONS MADE | 40b. ITEMS CORRECTED | 40c. AUTHORITY | 40d. CLERK

SUBJECT INDEX

Accidental deaths
historical, 39
median age, 40
race
sex
Age at death
county, 104
leading causes, 122
percent of total, 19
sex
Age of mother
fetal deaths (stillbirths), 12
percent of total
race, 59
births
percent of total
Average per day
births, 5
United States
deaths, 5
United States
Births
average per day, 5
historical
birth weight, 59
race
cities:
10,000 and over (population), 87-96
race
2,500 to 10,000 (population), 97-101
compared with:
fertility rates, 8
historical
United States
fetal deaths (stillbirths), 11
age of mother
birth weight
low-weight births, 10
percent
race
United States, 8
historical
Births - continued
county:
race
hospital deliveries, 60-85
sex, 102
historical, 4, 46-56, 58
rate
hospital deliveries, 13
historical
percent
occurrence, 141
county
percent change from 1973, 9
county
race, 57
hospital deliveries
S.M.S.A.'s, 86
hospital deliveries
race
state of occurrence, 2, 140
Oklahoma residence
state of residence, 2, 140
Oklahoma occurrence
Birth weight
age of mother, 59
percent
race
compared with:
births, 10
percent
race
fetal deaths (stillbirths), 11
percent
race
Cerebrovascular disease
historical, 36
individual cause, 38
percent
median age, 37
race
sex
Cities

Cities - continued
S.M.S.A.'s, 86
race
births
deaths
fetal deaths (stillbirths)
infant deaths
neonatal deaths
thirty-eight cause of death
10,000 and over (population), 87-96
race
births
deaths
fetal deaths (stillbirths)
infant deaths
neonatal deaths
thirty-eight cause of death
2,500 to 10,000 (population), 97-101
births
deaths
fetal deaths (stillbirths)
infant deaths
neonatal deaths
thirty-eight cause of death
Comparisons
births versus fetal deaths
age of mother, 12
birth weight, 11
county rate versus state rate:
births, 9
percent change from 1973
deaths, 17
five leading causes, 22
historical
percent of total
heart disease versus arteriosclerotic heart disease, 31
historical
rates
malignant neoplasms
sex, 35
percent
site
Oklahoma versus United States:
birth rates, 8
historical
death rates, 16
historical
fertility rates, 8
historical
ten leading causes, 21
percent
1974 to 1930, 23
cause
percent of 1930
County
births:
hospital deliveries, 60-85
race
race, 102
rates, 9
percent change from 1973
sex, 102
deaths:
age, 104
race, 103
rate, 17
compared with state rate
sex, 103
thirty-eight cause of death, 60-85
race
divorces, 142
fetal deaths (stillbirths), 60-85
hospital deliveries
infant deaths, 60-85
marriages, 142
neonatal deaths, 60-85
occurrence, 141
births
deaths
fetal deaths (stillbirths)
infant deaths
neonatal deaths
Deaths
accidental deaths, 39-40
historical, 39
median age, 40
race
sex
age:
percent of total, 19
sex
thirty-eight cause of death, 106-119
race
sex
average per day, 5
historical
United States
cerebrovascular disease, 36-38
historical, 36
individual cause, 38
percent
median age, 37
race
sex
cities:
10,000 and over (population), 87-96
thirty-eight cause of death
race
2,500 to 10,000 (population), 97-101

Deaths - continued
cities: - continued
2,500 to 10,000 (population) - continued
thirty-eight cause of death
S.M.S.A.'s, 86
thirty-eight cause of death
race
compared with:
county rates, 17
United States, 16
historical
county:
age, 104
race, 103
sex, 103
thirty-eight cause of death, 60-85
race
heart disease, 29-32
arteriosclerotic heart disease, 32
individual cause
compared with arteriosclerotic heart disease, 31
historical
historical, 29
median age, 30
race
sex
historical, 4, 46-56, 58
rate
individual age, 120-121
race
sex
individual cause, 123-138
race
infant deaths, 42-43
cause, 43
historical, 42
neonatal, 42
historical
race, 43
sex, 43
leading causes, 21-28, 122
age, 122
median age, 24
month, 26
percent
Oklahoma versus United States, 21
percent
percent of total, 22
historical
percent of 1930, 23
race, 122
sex, 25, 122
malignant neoplasms, 33-35
Deaths - continued
malignant neoplasms - continued
historical, 33
median age, 34
race
sex
sex, 35
percent
site
maternal deaths, 41
historical
median age, 18
race
sex
month, 105
thirty-eight cause of death
occurrence, 141
county
race, 57
thirty-eight cause of death
rate, 58
historical
S.M.S.A.'s, 86
race
thirty-eight cause of death
state of occurrence, 3, 140
Oklahoma residence
state of residence, 3, 140
Oklahoma occurrence
thirty-eight cause of death, 46-56
historical
Divorces
county, 142
annulments
Fertility rates
Oklahoma versus United States, 8
historical
Fetal deaths (stillbirths)
age of mother, 12
percent of total
birth weight, 11
percent of total
cities:
10,000 and over (population), 87-96
race
2,500 to 10,000 (population), 97-101
S.M.S.A.'s, 86
race
county, 60-85
hospital deliveries
race
historical, 46-56
hospital deliveries
individual cause, 139
race

Fetal deaths - continued
occurrence, 141
county
race, 57
hospital deliveries
S.M.S.A.'s, 86
hospital deliveries
race
Heart disease deaths
arteriosclerotic heart disease, 32
individual cause
compared with arteriosclerotic heart disease, 31
historical
historical, 29
median age, 30
race
sex
Historical
accidental deaths, 39
arteriosclerotic heart disease, 31
average per day, 5
Oklahoma
births
deaths
United States
births
deaths
births:
Oklahoma versus United States, 8
rates, 4, 46-56, 58
cerebrovascular disease, 36
deaths:
Oklahoma versus United States, 16
rates, 4, 46-56, 58
fertility rates, 8
Oklahoma versus United States
heart disease, 29
hospital deliveries, 13, 46-56
percent
race
infant deaths, 42, 46-56
leading causes of death, 22
percent of total
malignant neoplasms, 33
maternal deaths, 41
neonatal deaths, 42, 46-56
percent of 1930 causes, 23
thirty-eight cause of death, 46-56
Hospital deliveries
county, 60-85
race
historical, 46-56
births
fetal deaths (stillbirths)
Hospital deliveries - continued
percent of births, 13
race
S.M.S.A.'s, 86
race
Individual age at death
race, 120-121
sex, 120-121
Individual cause at death
arteriosclerotic heart disease, 32
fetal deaths (stillbirths), 139
race
infant deaths, 43
neonatal deaths, 43
race, 123-138
Infant deaths
cities:
10,000 and over (population), 87-96
race
2,500 to 10,000 (population), 97-101
S.M.S.A.'s, 86
race
county, 60-85
race
historical, 42, 46-56
individual cause, 43
occurrence, 141
county
race, 43, 57
neonatal deaths
post-neonatal deaths
Lawton
city, 91
race
births
deaths
fetal deaths (stillbirths)
hospital deliveries
infant deaths
neonatal deaths
thirty-eight cause of death
S.M.S.A., 86
race
births
deaths
fetal deaths (stillbirths)
hospital deliveries
infant deaths
neonatal deaths
thirty-eight cause of death
Leading causes of death
age, 122
median age, 24
month, 26
percent

Leading causes of death - continued
Oklahoma versus United States, 21
percent
percent of total, 22
historical
percent of 1930, 23
race, 122
sex, 25, 122
Malignant neoplasms
historical, 33
median age, 34
race
sex
sex, 35
percent
site
Marriages
county, 142
Maternal deaths
historical, 41
Median age at death
accidental deaths, 40
race
sex
cerebrovascular disease, 37
race
sex
heart disease, 30
race
sex
leading causes, 24
malignant neoplasms, 34
race
sex
race, 18
sex, 18
Month of death
leading causes, 26
percent
thirty-eight cause, 105
Neonatal deaths
cities:
10,000 and over (population), 87-96
race
2,500 to 10,000 (population), 97-101
S.M.S.A.'s, 86
race
county, 60-85
race
historical, 42, 46-56
individual cause, 43
occurrence, 141
county
race, 43, 57
sex, 43
Oklahoma City
city, 93
race
births
deaths
fetal deaths (stillbirths)
hospital deliveries
infant deaths
neonatal deaths
thirty-eight cause of death
S.M.S.A., 86
race
births
deaths
fetal deaths (stillbirths)
hospital deliveries
infant deaths
neonatal deaths
thirty-eight cause of death
Occurrence
county
annulments, 142
births, 141
deaths, 141
divorces, 142
fetal deaths (stillbirths), 141
infant deaths, 141
marriages, 142
neonatal deaths, 141
Percent of
age of death, 19
sex
cerebrovascular disease, 38
county, change from 1973, 9
births
leading causes of death, 22
historical
low-weight births, 59
age of mother
month, 26
leading causes of death
malignant neoplasms, 35
sex
sex, 25
leading causes of death
1930 leading causes of death, 23
Post-neonatal deaths
race, 43
sex, 43
Race
age, 106-119
sex
thirty-eight cause of death
age of mother, 59
birth weight

Race - continued
 births:
  county, 102
   sex
  state, 57
   hospital deliveries
 cities:
  10,000 and over (population), 87-96
   thirty-eight cause of death
  S.M.S.A.'s, 86
   thirty-eight cause of death
 county, 60-85
  thirty-eight cause of death
 deaths:
  county, 103
   sex
  thirty-eight cause of death
 fetal deaths (stillbirths), 57, 139
  individual cause
 hospital deliveries, 13, 57
  percent
 individual age at death, 120-121
  sex
 individual cause of death, 123-138
 infant deaths, 43, 57
 leading causes of death, 122
 low-weight births, 10, 59
  percent
 median age at death:
  sex, 18
   accidental deaths, 40
   cerebrovascular disease, 37
   heart disease, 30
   malignant neoplasms, 34
 neonatal deaths, 43, 57
 post-neonatal deaths, 43
 S.M.S.A.'s, 86
  thirty-eight cause of death
Rates
 county versus state death rate, 17
 historical:
  births, 46-56, 58
  deaths, 46-56, 58
  thirty-eight cause of death, 46-56
Sex
 age at death:
  county, 104
  percent, 19
  thirty-eight cause of death, 106-119
 county:
  births, 102
   race
  deaths, 103
   race
 individual age at death, 120-121
Sex - continued
 individual age at death - continued
  race
 infant deaths, 43
 leading causes of death, 25, 122
 malignant neoplasms, 35
  site
 median age at death:
  race, 18
   accidental deaths, 40
   cerebrovascular disease, 37
   heart disease, 30
   malignant neoplasms, 34
 neonatal deaths, 43
 post-neonatal deaths, 43
Standard metropolitan statistical areas
 thirty-eight cause of death, 86
  Lawton
  Oklahoma City
  Tulsa
State of occurrence
 Oklahoma residence:
  births, 2, 140
  deaths, 3, 140
State of residence
 Oklahoma occurrence:
  births, 2, 140
  deaths, 3, 140
Stillbirths - see Fetal deaths
Thirty-eight cause of death
 age, 106-119
  race
  sex
 cities:
  10,000 and over (population), 87-96
   race
  2,500 to 10,000 (population), 97-101
  S.M.S.A.'s, 86
   race
 county, 60-85
  race
 historical, 46-56
 month, 105
 race, 57
Tulsa
 city, 96
  race
   births
   deaths
   fetal deaths (stillbirths)
   hospital deliveries
   infant deaths
   neonatal deaths
   thirty-eight cause of death
 S.M.S.A., 86

Tulsa - continued
 S.M.S.A. - continued
  race
   births
   deaths
   fetal deaths (stillbirths)
   hospital deliveries
   infant deaths
   neonatal deaths
   thirty-eight cause of death
United States
 compared with Oklahoma:
  birth rates, 8
   historical
  death rates, 16
   historical
  fertility rates, 8
   historical
  leading causes of death, 21
   percent

NOTE: All page numbers previous to forty-five refer to narrative charts or tables.