

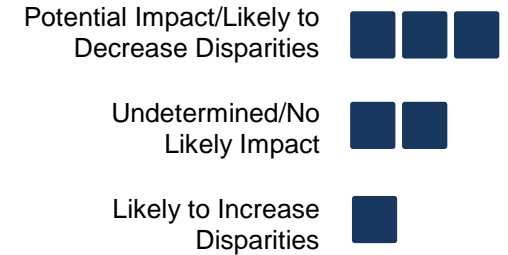
Level of Recommendation



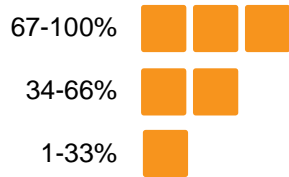
Strength of Evidence



Disparities



Population Reach



Social Ecological Level*



Cost Effectiveness*



*Note: The Social Ecological Level and Cost Effectiveness categories were not taken into account when calculating the score. Compendium interventions are ordered by H360^o buckets then from highest to lowest scores.



















































Compendium of Obesity Prevention

	Social/Eco Level	Program Title	Level of Recommendation	Strength of Evidence	Disparities	Population Reach	Score	Cost Effective
Prevention		Obesity Coaching/Counseling (Weight Maintenance)					92.4	
		Obesity Coaching/Counseling (Weight Reduction)					86.9	
Access		Physician Network					82.0	
		Gastric Bypass					75.9	
Social Stability		Community Scale Land Use					99.0	
		Interconnected Park Program					99.0	
		School Locations					99.0	
		Street Scale Urban Design					99.0	



















































Compendium of Obesity Prevention

Social/Eco Level	Program Title	Level of Recommendation	Strength of Evidence	Disparities	Population Reach	Score	Cost Effective
Social Stability	 Traffic Calming Measures					99.0	
	 Community-Based Social Supports for Physical Activity					96.8	
	 Active Transportation to School					94.6	
	 School Breakfast Programs					94.6	
	 Availability of Parks and Recreational Facilities					90.8	
	 Walk/Bike Infrastructure					90.8	
	 Mixed Land Use					88.6	
	 Healthy Food Procurement					86.4	




















Compendium of Obesity Prevention

Social/Eco Level	Program Title	Level of Recommendation	Strength of Evidence	Disparities	Population Reach	Score	Cost Effective
Social Stability	 Joint Use Agreements					85.3	
	 Activity Programs for Older Adults					84.2	
	 Bike and Pedestrian Master Plans					83.1	
	 Community Gardens					83.1	
	 Food Policy Councils					83.1	
	 Healthy Corner Store Initiative					83.1	
	 Healthy Retail Stores					83.1	
	 Community Fitness Programs					80.3	



Compendium of Obesity Prevention

Social/Eco Level	Program Title	Level of Recommendation	Strength of Evidence	Disparities	Population Reach	Score	Cost Effective
Social Stability	 Health Impact Assessment					77.0	
	 Planning and Health Considerations					74.8	
	 EBT Payment at Farmers Markets					69.3	
	 Fruit & Vegetable Gleaning Initiatives					69.3	
	 Mobile Markets					69.3	
	 New Grocery Stores in Underserved Areas					69.3	
	 Nutrition and Land Use					69.3	
	 Urban Agriculture					69.3	

































































































Compendium of Obesity Prevention

	Social/Eco Level	Program Title	Level of Recommendation	Strength of Evidence	Disparities	Population Reach	Score	Cost Effective
Social Stability		Community Weight Loss Challenges					67.1	
		Family-Based Physical Activity Support					67.1	
		Open Streets					67.1	
		Community Kitchens					64.9	
Wellness		Health Communication and Social Marketing					96.8	
		Breastfeeding Promotion Programs					94.6	
		Childcare physical activity policies and environments					94.6	
		ECE Balanced Diet					94.6	



















































Compendium of Obesity Prevention

Social/Eco Level	Program Title	Level of Recommendation	Strength of Evidence	Disparities	Population Reach	Score	Cost Effective
Wellness	 ECE Healthy Beverage					94.6	
	 School Fruit and Vegetable Gardens					94.6	
	 School Nutrition Standards					94.6	
	 Screen Time Reduction Programs					94.6	
	 Coordinated School Health/WSCC					92.4	
	 Physical Activity Opportunities					92.4	
	 Point-of-Decision Prompts					92.4	
	 School Based PE					92.4	

	Social/Eco Level	Program Title	Level of Recommendation	Strength of Evidence	Disparities	Population Reach	Score	Cost Effective
Wellness		Staff Wellness					92.4	
		Worksite Programs					92.4	
		Community-Wide Physical Activity Campaigns					91.3	
		Competitive Foods					86.9	
		Competitive Pricing for Healthy Foods					86.4	
		ECE Physical Activity Policies and Environments					86.4	
		Prescriptions for Physical Activity					86.4	
		Sugar Sweetened Beverage Tax					85.3	



Compendium of Obesity Prevention

	Social/Eco Level	Program Title	Level of Recommendation	Strength of Evidence	Disparities	Population Reach	Score	Cost Effective
Wellness		Multi-Component School-Based Obesity Prevention Interventions					84.2	
		School Fruit and Vegetable Garden					84.2	
		Department of Ag SNAP Programs					83.1	
		Farmers Markets/Stand					83.1	
		Healthy Food Initiatives in Food Banks					83.1	
		Healthy Vending Machine Options					83.1	
		Point-of-Purchase Prompts for Healthy Eating					83.1	
		Water Availability and Promotion Interventions					83.1	



















































Compendium of Obesity Prevention

	Social/Eco Level	Program Title	Level of Recommendation	Strength of Evidence	Disparities	Population Reach	Score	Cost Effective
Wellness		WIC & Senior Farmers Market Nutrition Program					83.1	
		CATCH					80.9	
		ECE Family Involvement					80.9	
		Healthy School Lunch Initiatives					80.9	
		Child-Focused Advertising Restrictions for Unhealthy Foods and Beverages					78.7	
		Health Education					78.7	
		Restaurant Nutrition Labeling					78.7	
		School Food and Beverage Restrictions					78.7	

















































Compendium of Obesity Prevention

Social/Eco Level	Program Title	Level of Recommendation	Strength of Evidence	Disparities	Population Reach	Score	Cost Effective
Wellness	 Individually-Adapted Physical Activity Programs					78.1	
	 Unhealthy snack tax					77.0	
	 Farm to School Programs					74.8	
	 Retailer Incentives					74.8	
	 Financial Rewards for Employee Health					70.4	
	 Homework or Extra Credit for PE Class					70.4	
	 Multi-Component Workplace Supports for Active Commuting					70.4	
	 School Food and Beverage Restrictions					70.4	




















Compendium of Obesity Prevention

Social/Eco Level	Program Title	Level of Recommendation	Strength of Evidence	Disparities	Population Reach	Score	Cost Effective
Wellness	 School-Based Nutrition Education Programs					70.4	
	 Food Buying Clubs and Co-Ops					69.3	
	 Recreational Sports Leagues for Adults					69.3	
	 Community Supported Agriculture					67.1	
	 Healthy Foods at Catered Events					67.1	
	 Nutrition Prescriptions					67.1	
	 Open Gym Time					64.9	
	 School Fundraiser Restrictions					64.9	



Compendium of Obesity Prevention

Wellness

Social/Eco Level	Program Title	Level of Recommendation	Strength of Evidence	Disparities	Population Reach	Score	Cost Effective
	Farm-to-Institution					64.4	
	Mass Media Campaign for Physical Activity					61.6	
	College-Based Obesity Prevention Interventions					59.4	