

The Facts about Kids and the Danger of Drowning

THE PROBLEM

Almost 800 children drown in the U.S. every year.



Two thirds of these deaths occur during May – August.

Drowning Risk Varies by Age




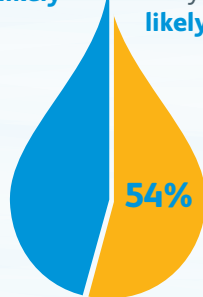
<1 year olds are **more likely to drown at home**



1-4 year olds are **more likely to drown in a pool**



5-17 year olds are **more likely to drown in natural water**



More than half of all child drowning deaths are among **children ages 0 to 4.**

PARENTS' MISCONCEPTIONS



MISCONCEPTION 1

Nearly half of parents surveyed think that if a child was drowning nearby, they would hear it.

Reality

Drowning is silent. There can be very little splashing, waving or screaming.



MISCONCEPTION 2

1 out of 3 parents have left a child alone in a pool for two or more minutes.

Reality

Drowning is quick. Once a child begins to struggle, you may have less than a minute to react.




MISCONCEPTION 3

More than half of parents surveyed think that when present, a lifeguard is the primary person responsible for their child's supervision at the pool.

Reality

Watching your child in the water is your responsibility. A lifeguard's job is to enforce rules, scan, rescue and resuscitate.



MISCONCEPTION 4
60 percent of parents surveyed would not worry as much about drowning if their child has had swim lessons.

Reality

Swim lessons are essential, but skill level varies.

A review of children who drowned in a pool revealed that 47 percent of 10 – 17 year olds reportedly knew how to swim.

WATER SURVIVAL SKILLS

5 Survival Skills That Could Save Your Life in the Water



1 Step or jump into water over your head and return to the surface.



2 Float or tread water for one minute.



3 Turn around in a full circle and find an exit from the water.




4 Swim 25 yards to the exit.



5 Exit from the water. If in a pool, be able to exit without using the ladder.

WATER SAFETY TIPS



- ◆ Watch your kids when they are in and around water, without distraction.
- ◆ Teach children to swim and the 5 Water Survival Skills.
- ◆ Learn CPR and basic rescue skills.
- ◆ Make sure pools have four-sided fencing at least 4 feet high.