

Non-Motorists (Pedestrians and Pedalcyclists)

- Pedestrians in Crashes
 - Pedestrians in crashes by county and injury severity..... pp. 49-50
 - Pedestrian fatalities, 10-year trend..... p. 50
 - Pedestrians in crashes by highway class and injury severity.....p. 51
 - Pedestrians in crashes by month, day, and time..... p. 52
 - Pedestrians in crashes by age and injury severity..... p. 53
 - Pedestrians in crashes by pedestrian action and injury severity.....p. 54
 - Pedestrians in urban crashes by city and injury severity..... pp. 55-56
- Pedalcyclists in Crashes
 - Pedalcyclists in crashes by county and injury severity.....p. 57
 - Pedalcyclist fatalities, 10-year trend..... p. 58
 - Pedalcyclists in crashes by highway class and injury severity.....p. 58
 - Pedalcyclists in crashes by month, day, and time..... p. 59
 - Pedalcyclists in crashes by age, injury severity, and gender..... p. 60
 - Pedalcyclists in urban crashes by city and injury severity..... p. 61

PEDESTRIANS IN CRASHES

Pedestrians in Statewide Crashes County & Person Injury Severity													
County	Person Injury Severity												Total Persons
	Fatal		Serious		Minor		Possible		None		Unknown		
	OHP	Police	OHP	Police	OHP	Police	OHP	Police	OHP	Police	OHP	Police	
Adair	1							1					2
Atoka				1								1	2
Beckham				1		1	1						3
Bryan	2				2	2						1	7
Canadian				3		3		3		1			10
Carter		1		1	1					1			4
Cherokee	1			1		1				1	1		5
Choctaw	2							1					3
Cimarron			1										1
Cleveland	2	2	2	6	2	12		13		3			42
Comanche		3		3	1	5		11				1	24
Craig					1								1
Creek	1			1		2	1						5
Custer			2	1									3
Delaware				1	1								2
Garfield						4		4					8
Grady	2				1	4		1					8
Harper	1												1
Hughes									1				1
Jackson						2		4		1			7
Johnston	1												1
Kay		2		3		4		1					10
LeFlore	1			1	2								4
Lincoln							1						1
Logan	2				2	1	1						6
McClain	1			1				1					3
McCurtain		2	1	2		1			1	2			9
Marshall					2								2
Mayes			1		1						2		4
Murray	1					1							2
Muskogee	1	2		3	3	2		3					14
Noble											1		1
Okfuskee	1				1		1						3
Oklahoma	4	27	3	58	4	73	1	75		12	3	17	277
Osage		1				1	1	1					4
Ottawa	1					1					3		5
Pawnee								1					1
Payne		2		2		5		6					15
Pittsburg			1	1	1								3
Pontotoc			1							1			2
Pottawatomie	2	1		2	1	3	1	1					11
Rogers		1		1	2			1			1		6
Seminole			1										1
Sequoyah	2				3		1	1	1		1		9
Stephens				2		2							4

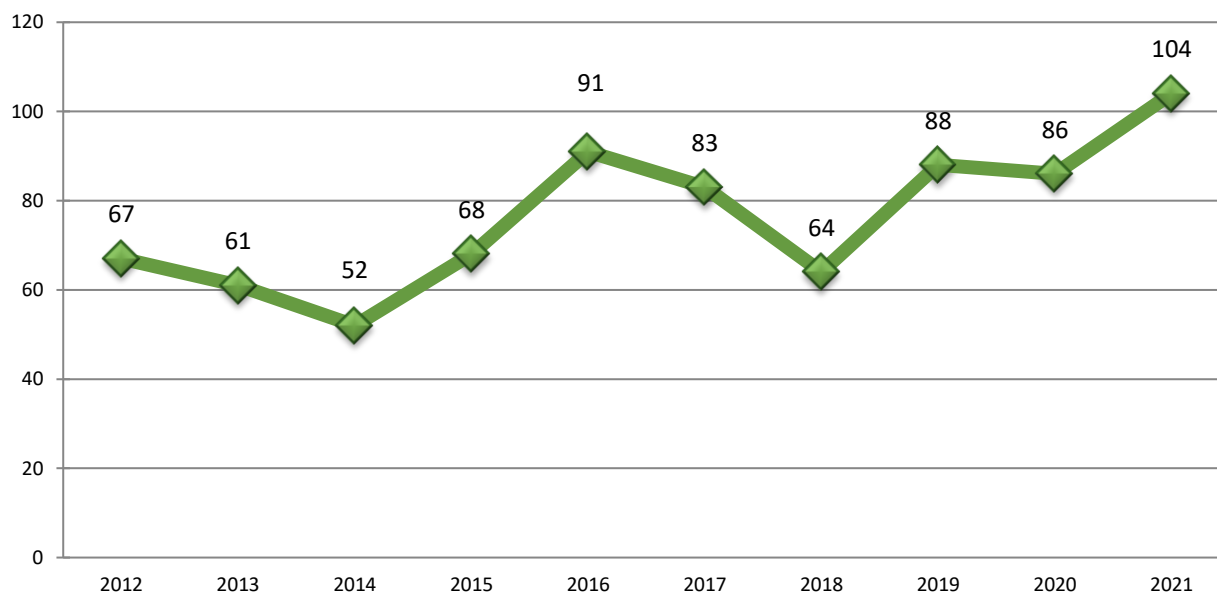
PEDESTRIANS IN CRASHES

Pedestrians in Statewide Crashes County & Person Injury Severity													
County	Person Injury Severity												Total Persons
	Fatal		Serious		Minor		Possible		None		Unknown		
	OHP	Police	OHP	Police	OHP	Police	OHP	Police	OHP	Police	OHP	Police	
Texas							1	1		1			3
Tillman	1												1
Tulsa	2	23	2	37	3	74	1	42		14	1	15	214
Wagoner		2				1				1			4
Washington	3			2				1		2			8
Woods						1		1					2
Woodward					1			1					2
	35	69	15	134	35	206	12	174	6	38	12	35	771
Total Persons	104		149		241		186		44		47		771

OHP indicates crashes worked by the Oklahoma Highway Patrol. These crashes are generally on rural roads and highways. Police indicates crashes worked by agencies (police, sheriff, campus police, etc.) other than the Oklahoma Highway Patrol. These crashes are generally worked within municipalities.

Unlisted counties had no pedestrians involved in crashes.

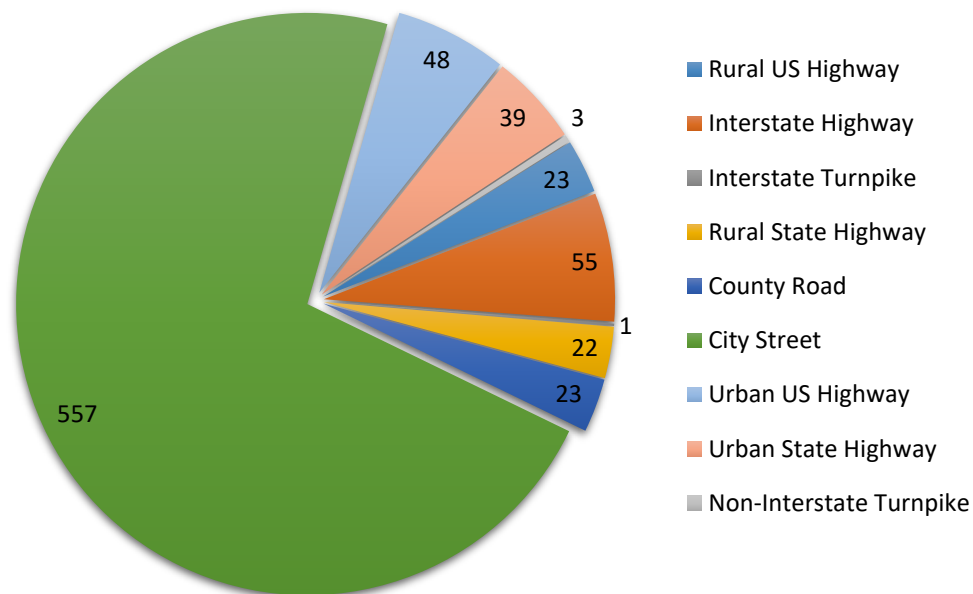
Pedestrian Fatalities, 10-Year Trend



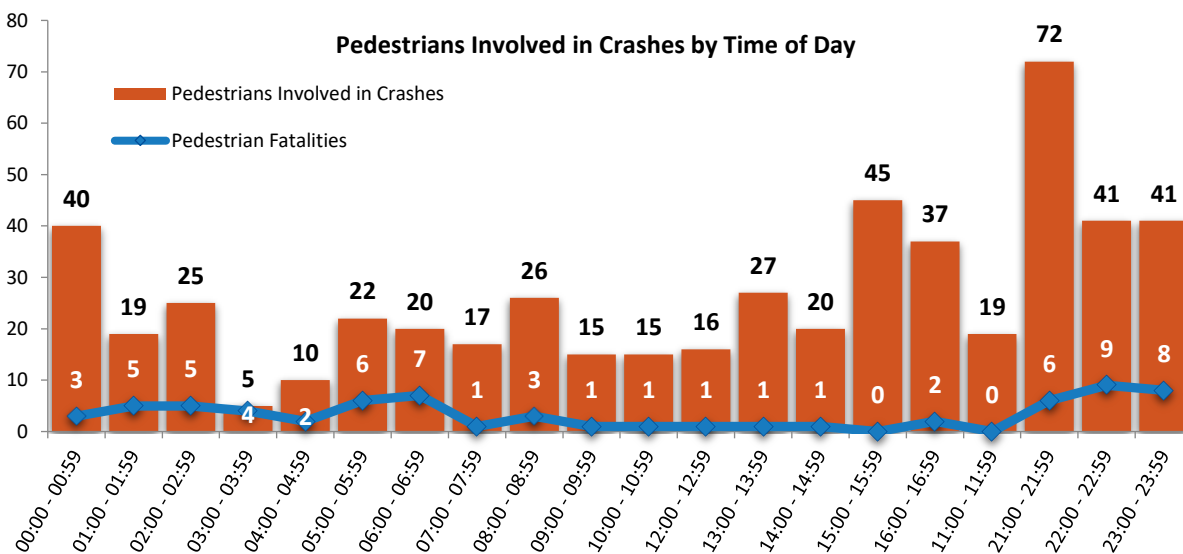
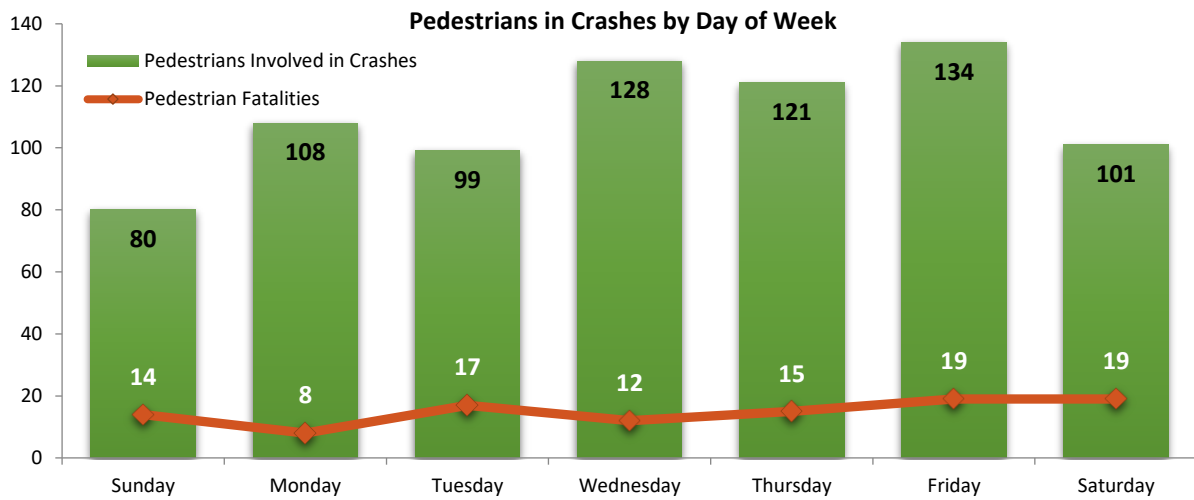
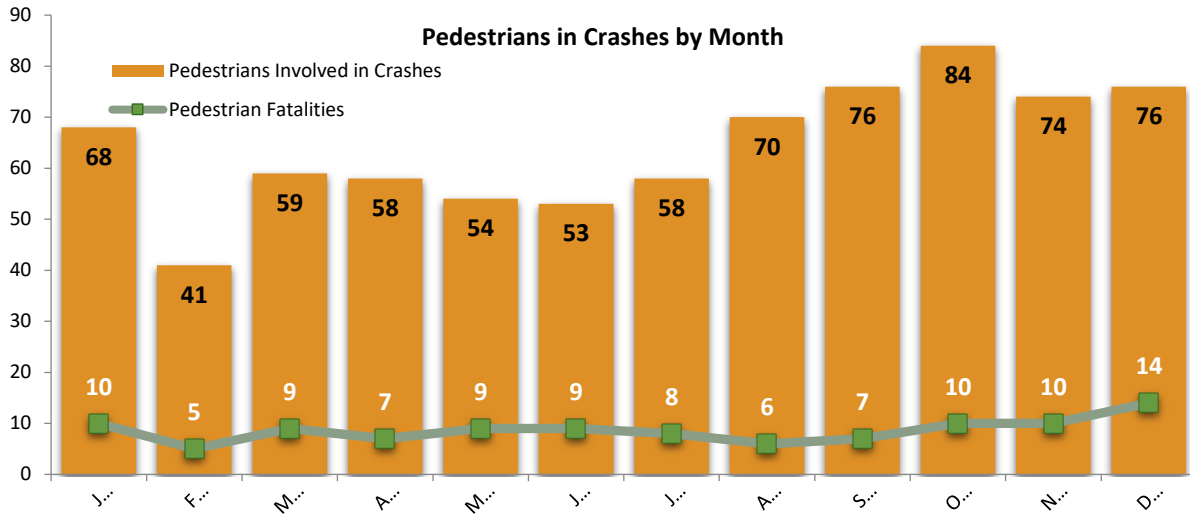
PEDESTRIANS IN CRASHES

Pedestrians in Crashes by Highway Class & Injury Severity							
Highway Class	Injury Severity						Total Pedestrians
	Fatal	Serious	Minor	Possible	None	Unknown	
Rural US Highway	9	1	4	3	1	5	23
Interstate Highway	14	12	13	9	1	6	55
Interstate Turnpike	1						1
Rural State Highway	7	3	7	1	4		22
County Road	3	4	10	3	1	2	23
City Street	54	109	180	149	35	30	557
Urban US Highway	11	9	14	11	2	1	48
Urban State Highway	5	10	11	10		3	39
Non-Interstate Turnpike		1	2				3
Unknown							
Total	104	149	241	186	44	47	771

Total Pedestrians Involved in Crashes by Highway Class



PEDESTRIANS IN CRASHES



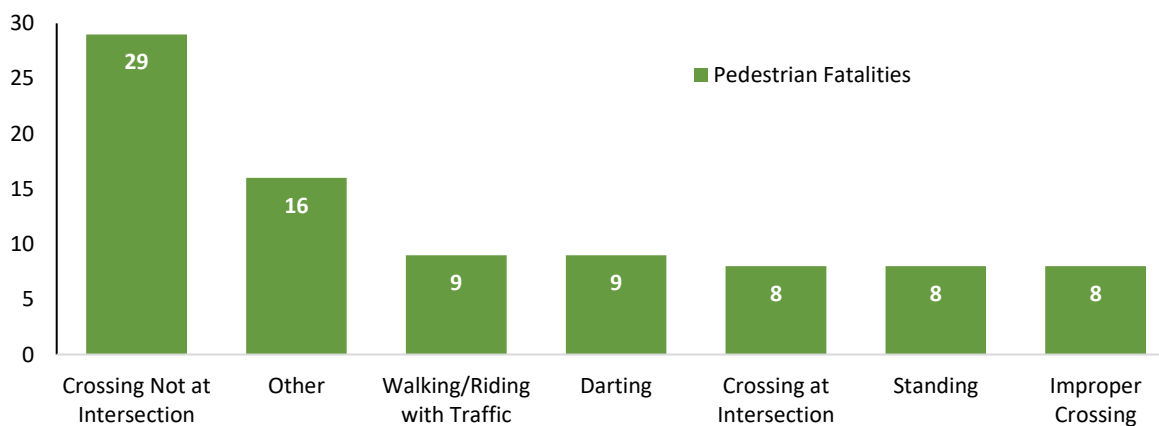
PEDESTRIANS IN CRASHES

Pedestrians in Crashes Age & Injury Severity							
Age	Pedestrian Injury Severity						Total
	Fatal	Serious	Minor	Possible	None	Unknown	
Unknown		3	3	4		16	26
1	1	1		1	1		4
2			1		2		3
3		2	1				3
4		1	1	1	1		4
5		1	2		2		5
6	1	1	1	1		1	5
7		1	2	2			5
8		1	2	1	1		5
9		1	5	3	3		12
10				1	1		2
11			3				3
12		1	2	4			7
13	1		1	2		1	5
14	1	1	2	5			9
15		2	1	2	1		6
16	1		3	2	1		7
17		2	7	3			12
18	3	2	5	5		3	18
19		2	5	3			10
20 - 24	8	11	19	18		4	60
25 - 29	6	14	25	12	3	4	64
30 - 34	9	23	23	18	6	2	81
35 - 39	9	19	22	20	6	6	82
40 - 44	8	9	18	19	2	3	59
45 - 49	12	6	17	9	2	1	47
50 - 54	3	11	16	8	2	2	42
55 - 59	6	14	20	16	4	2	62
60 - 64	14	8	12	12	2		48
65 - 69	8	4	11	6	3	2	34
70 - 74	6	7	7	5			25
75 - 79	4		2	1	1		8
80 - 84	1	1	2	1			5
85 +	2			1			3
Total	104	149	241	186	44	47	771

PEDESTRIANS IN CRASHES

Pedestrians in Crashes by Pedestrian Action & Pedestrian Injury Severity							
Pedestrian Action	Pedestrian Injury Severity						Total
	Fatal	Serious	Minor	Possible	None	Unknown	
Crossing at Intersection	8	15	38	34	10	7	112
Crossing Not at Intersection	29	46	53	43	8	8	187
Crossing at Other Crosswalk	2	1	12	6	1	1	23
Getting on Vehicle		3	2		1		6
Getting Off Vehicle	1	1		1			3
Walking/Riding with Traffic	9	17	30	17	2	3	78
Walking/Riding Against Traffic	6	7	8	7	8	2	38
Playing/Working on Vehicle		3	3			3	9
Playing		3	4	2			9
Other Working		3	6	3		3	15
Entering/Crossing Specified Location				3			3
Entering/Crossing from Behind Other Vehicle		2	3	1			6
Walking/Riding after Leaving/Returning to Disabled Vehicle with Traffic			2				2
Walking/Riding after Leaving/Returning to Disabled Vehicle Against Traffic				1			1
Approaching/Leaving Other Vehicle		1	3	4		1	9
Standing	8	6	14	12	3	4	47
Lying, not in Roadway			1				1
Improper Crossing	8	11	7	7	2	2	37
Darting	9	5	8	8		2	32
In Roadway (Standing, on Knees, Lying, Etc.)	1						1
Other	16	18	34	18	7	8	101
Unknown	7	7	13	19	2	3	51
Total	104	149	241	186	44	47	771

Top Pedestrian Actions in Fatal Auto-Ped Crashes



PEDESTRIANS IN CRASHES

Pedestrians in Urban Crashes by City (5000+ pop.) & Injury Severity							
City	Pedestrian Injury Severity						Total
	Fatal	Serious	Minor	Possible	None	Unknown	
Altus			2	4	1		7
Ardmore	1	1					2
Bartlesville		2		1	2		5
Bethany				1			1
Bixby		1				1	2
Broken Arrow		1	10	1	2	2	16
Catoosa	1	1	1				3
Chickasha			4				4
Choctaw			1	1	5	1	8
Claremore				1		1	2
Coweta	2						2
Del City	1	4	4	2	1		12
Duncan		2	2				4
Durant	1		2			1	4
Edmond	2	1	1	1		1	6
El Reno				1			1
Elk City		1					1
Enid			4	4			8
Glenpool		1					1
Grove		1					1
Guthrie			2				2
Guymon				1	1		2
Hugo				1			1
Idabel	2	2	1		2		7
Lawton	3	3	5	10		1	22
McAlester		1					1
Miami			1				1
Midwest City	1	1	1	1		2	6
Moore	2	3	4	1	2		12
Muskogee	2	3	3	3			11
Mustang		1	1	1			3
Newcastle		1					1
Norman	2	5	9	9			25
Oklahoma City	26	54	73	73	8	16	250
Owasso	1	1					2
Piedmont				1			1
Ponca City	2	3	4	1			10
Poteau		1					1
Purcell	1						1
Sallisaw				1			1
Sand Springs	1	1	5	1			8
Sapulpa			1				1
Shawnee	1	2	4	1			8
Stillwater	2	2	4	6			14
Tahlequah		1	1		1		3
The Village		3					3

PEDESTRIANS IN CRASHES

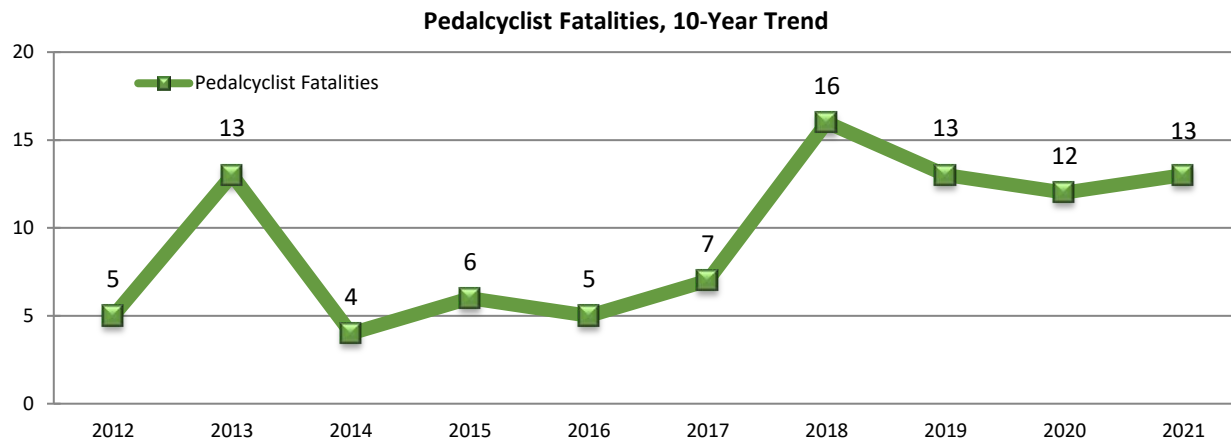
Pedestrians in Urban Crashes by City (5000+ pop.) & Injury Severity							
City	Pedestrian Injury Severity						Total
	Fatal	Serious	Minor	Possible	None	Unknown	
Tulsa	24	32	62	42	13	13	186
Tuttle				1			1
Warr Acres	1						1
Weatherford		1					1
Woodward				1			1
Total Persons	79	137	212	172	38	39	677

PEDALCYCLISTS IN CRASHES

Pedalcyclists in Crashes													
County & Person Injury Severity													
County	Person Injury Severity												Total Persons
	Fatal		Serious		Minor		Possible		None		Unknown		
	OHP	Police	OHP	Police	OHP	Police	OHP	Police	OHP	Police	OHP	Police	
Adair					1								1
Atoka										1			1
Beckham								2					2
Bryan			1					1					2
Canadian						2				3			5
Carter						2		1					3
Cherokee	1				1								2
Choctaw								1					1
Cleveland		2				7		10		4		4	27
Comanche		1		2		4	1	3		1			12
Craig				1									1
Creek										1			1
Custer						1				1			2
Garfield						3		1		1			5
Garvin								1					1
Grady							1	3		1			5
Jackson						1							1
Kay			1			3		1					5
Lincoln										1			1
Logan						1							1
Love								1					1
McIntosh								1					1
Muskogee			1			2	2	3				1	9
Oklahoma		3		13	1	29		37		12		6	101
Ottawa						2							2
Payne						5		1					6
Pittsburg						1							1
Pottawatomie		1		1	2			6					10
Rogers	1												1
Sequoyah							1						1
Stephens						1		1		2			4
Tillman					1								1
Tulsa		4		5	3	23		21		8	1	4	69
Wagoner						1		1					2
Washington								3					3
	2	11	3	22	9	88	5	99	1	35	1	15	291
Total Persons	13		25		97		104		36		16		291

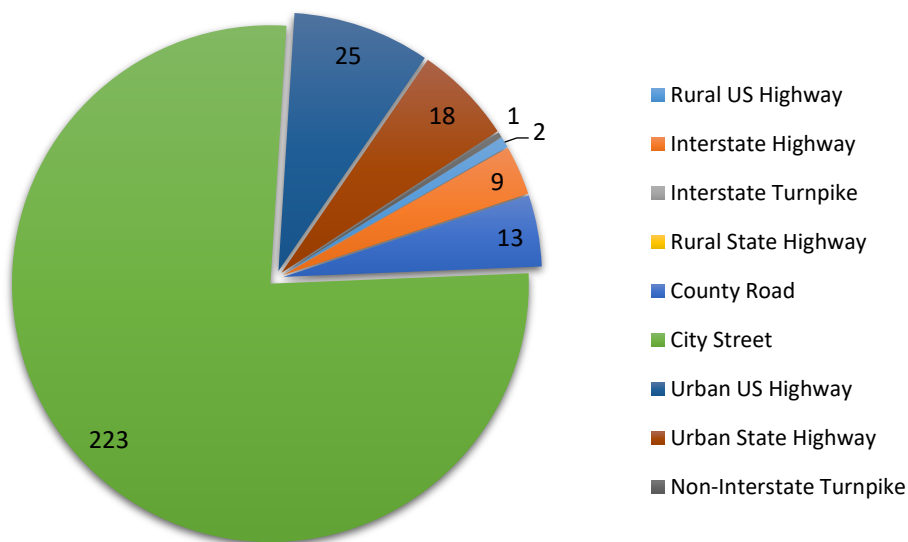
Unlisted counties had no bicyclists involved in crashes.

PEDALCYCLISTS IN CRASHES

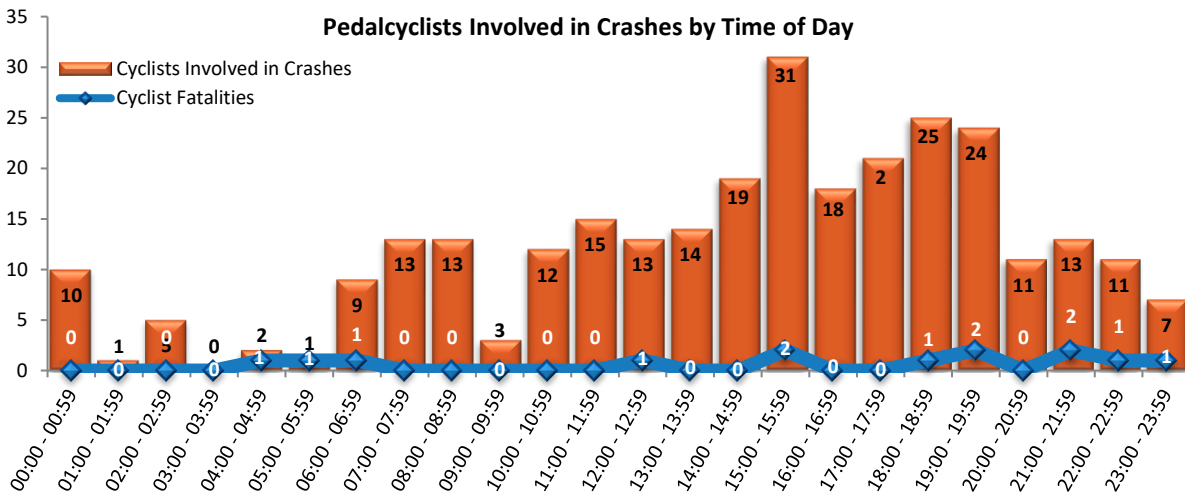
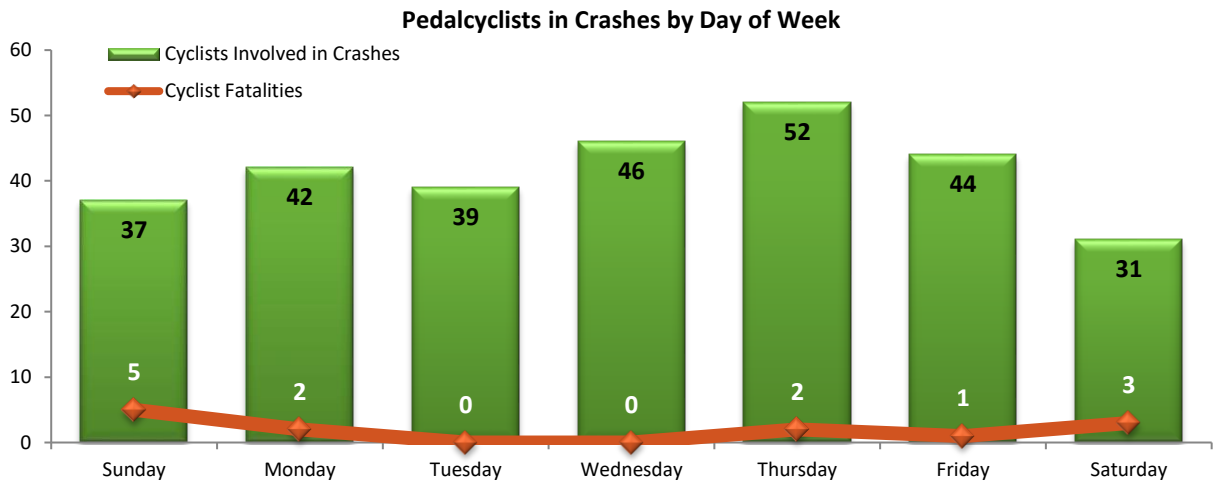
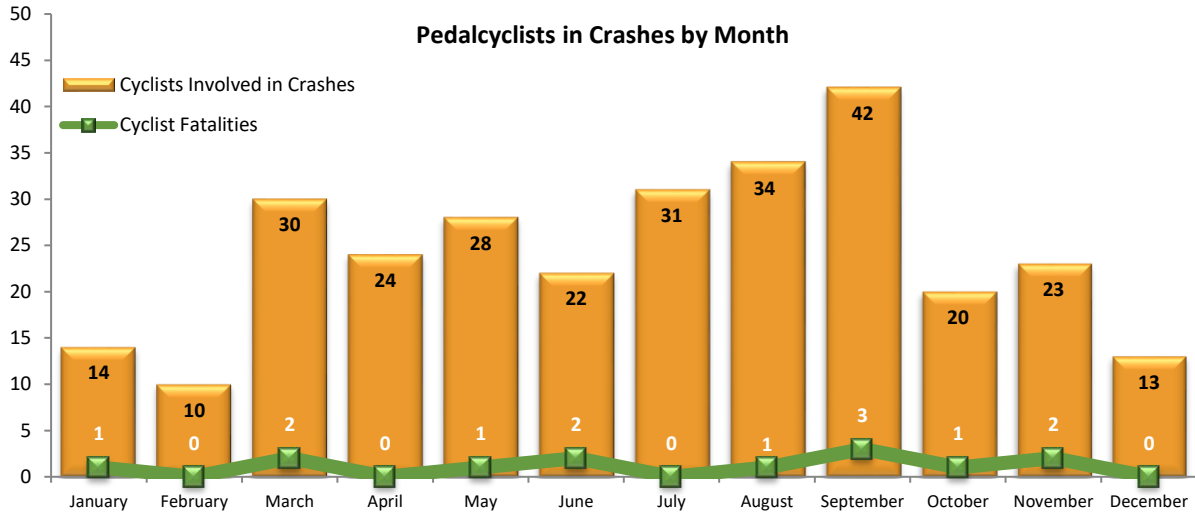


Pedalcyclists in Crashes by Highway Class & Injury Severity							
Highway Class	Injury Severity						Total Pedestrians
	Fatal	Serious	Minor	Possible	None	Unknown	
Rural US Highway	1			1			2
Interstate Highway	1	2	1	3		2	9
Interstate Turnpike							
Rural State Highway							
County Road		3	6	4			13
City Street	11	19	78	75	28	12	223
Urban US Highway			9	9	6	1	25
Urban State Highway		1	3	11	2	1	18
Non-Interstate Turnpike				1			1
Total	13	25	97	104	36	16	291

Total Pedalcyclists Involved in Crashes by Highway Class



PEDALCYCLISTS IN CRASHES



PEDALCYCLISTS IN CRASHES

Pedalcyclists in Crashes Age & Injury Severity							
Age	Pedalcyclist Injury Severity						Total
	Fatal	Serious	Minor	Possible	None	Unknown	
Unknown			3		1	6	10
5			1	2			3
7				1	1		2
8				2			2
9			2		2		4
10					1		1
11			5	2			7
12		1	2	1	1		5
13			1	2	1		4
14			6		1		7
15	1		1	1		1	4
16			1		1		2
17		1	1	3			5
18		2	1	3	1		7
19	1		2		2		5
20 - 24	1	5	10	7	1		24
25 - 29	2	4	7	5	2	2	22
30 - 34		2	11	10	5	2	30
35 - 39	2		8	13	4		27
40 - 44	1	3	6	6		1	17
45 - 49	1	3	6	9	2		21
50 - 54	2	2	8	5	4	1	22
55 - 59	2	2	4	18	4		30
60 - 64			6	7		1	14
65 - 69			3	6		1	10
70 - 74			1	1		1	3
75 - 79			1		1		2
80 - 84					1		1
85+							
Total	13	25	97	104	36	16	291

PEDALCYCLISTS IN CRASHES

Pedalcyclists in Urban Crashes by City (5000+ pop.) & Injury Severity							
City	Pedalcyclist Injury Severity						Total
	Fatal	Serious	Minor	Possible	None	Unknown	
Altus			1				1
Ardmore			2	1			3
Bartlesville				3			3
Blackwell			1				1
Broken Arrow	1	1	5				7
Catoosa	1						1
Chickasha				1	1		2
Cushing			1				1
Del City	1		1				2
Duncan			1	1	2		4
Durant				1			1
Edmond		1	2	1			4
El Reno					1		1
Elk City				2			2
Enid			3	1	1		5
Glenpool				3			3
Hugo				1			1
Lawton	1	2	4	3	1		11
McAlester			1				1
Miami			2				2
Midwest City		1	2	1	2		6
Moore	1		2	2	2	1	8
Muskogee			2	3		1	6
Mustang			1		1		2
Norman	1		4	8	2	2	17
Oklahoma City	2	10	25	34	11	6	88
Owasso				1			1
Pauls Valley				1			1
Ponca City			2	1			3
Sand Springs			1				1
Sapulpa					1		1
Shawnee		1		5			6
Stillwater			3	1			4
Tecumseh	1			1			2
Tulsa	3	4	20	17	8	5	57
Tuttle				2			2
Vinita		1					1
Wagoner				1			1
Warr Acres		1		1		1	3
Weatherford			1		1		2
Yukon			1				1
Total Persons	12	22	88	97	34	16	269