



# Twitter Smart Card

## Security in an Insecure World

### Twitter offers privacy settings for your security. These are our recommendations:



- Block "Direct Messages" from people you do not know
- Change your password on a regular basis
- Check your settings periodically to review permissions to your account and data access
- If you want to restrict your audience to specific user accounts, deny follow requests from people you do not know
- De-select all Twitter tracking options
- Establish and maintain connections with only people you know and trust; review your connections on a regular basis
- Encourage your family and friends to take similar precautions with their accounts; their privacy and sharing settings can expose your personal data
- Require login verification and personal information to reset your password
- Set your account to "Private" to control who may follow (see), retweet (share), or quote (share with comment) your tweets
- Use secure browser settings when possible and monitor your browsing history to ensure that you recognize all access points



@OklahomaOHS



info@okohs.ok.gov

### Be Alert

Assume anyone can see information you post about your activities, location, and personal and professional life, regardless of your privacy settings.

### Once You Tweet, You Can't Delete

Twitter's Safety &  
Security Website



### Note:

The recommendations in this brochure are based on the settings available at the time of this publication. These settings are not a guarantee of security or safety; caution should be exercised whenever using social media services.

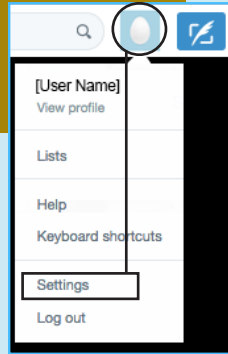


# Twitter Smart Card

## Security in an Insecure World

For optimum security, match your Twitter Privacy Settings to this example:

Access your Twitter account settings by clicking on your account picture.



### Privacy

- Photo tagging
  - Allow anyone to tag me in photos
  - Only allow people I follow to tag me in photos
  - Do not allow anyone to tag me in photos
- Tweet privacy  Protect my Tweets
- Tweet location  Add a location to my Tweets
- Discoverability
  - Let others find me by my email address
  - Let others find me by my phone number

### Privacy

- Personalization  Tailor Twitter based on my recent website visits
- Promoted content  Tailor ads based on information shared by ad partners.

### Security

- Login verification
    - Don't verify login requests
    - Send login verification requests to XXX-XXX-XXXX

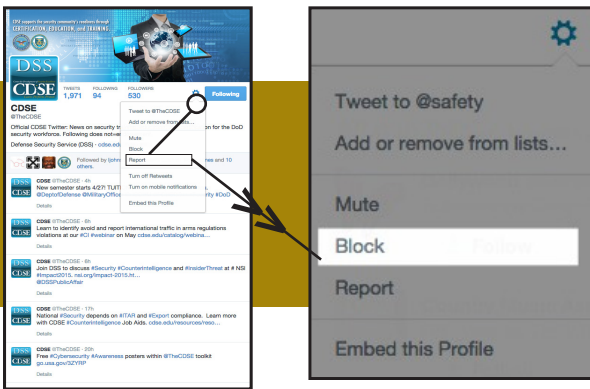
After you log in, Twitter will send a SMS message with a code that you'll need to access your account.

    - Send login verification requests to the Twitter app

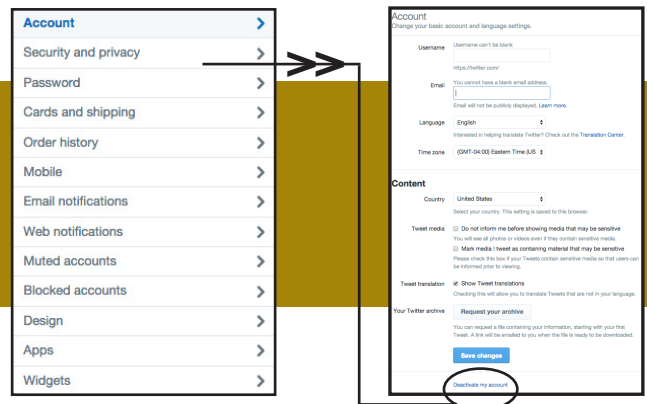
Approve requests with one tap when you enroll in login verification on Twitter for iPhone or Twitter for Android. [Learn more](#)
  - Password reset  Require personal information to reset my password
- When you check this box, you will be required to verify additional information before you can request a password reset with just your @username. If you have a phone number on your account, you will be asked to verify that phone number before you can request a password reset with just your email address.

## Additional Safety Features:

Prevent harassment by other users by blocking their account.



The "Deactivate My Account" option is located under the **Account** tab.



**Note:** This only blocks the exact account associated with the blocked username. To stop the person from following you, on all alternate usernames you must completely turn your account to "private."

**Note:** Anything previously posted on the Internet via your Twitter account will always be available to any adversary willing to search. Remember the rule: "Once you tweet, you can't delete."