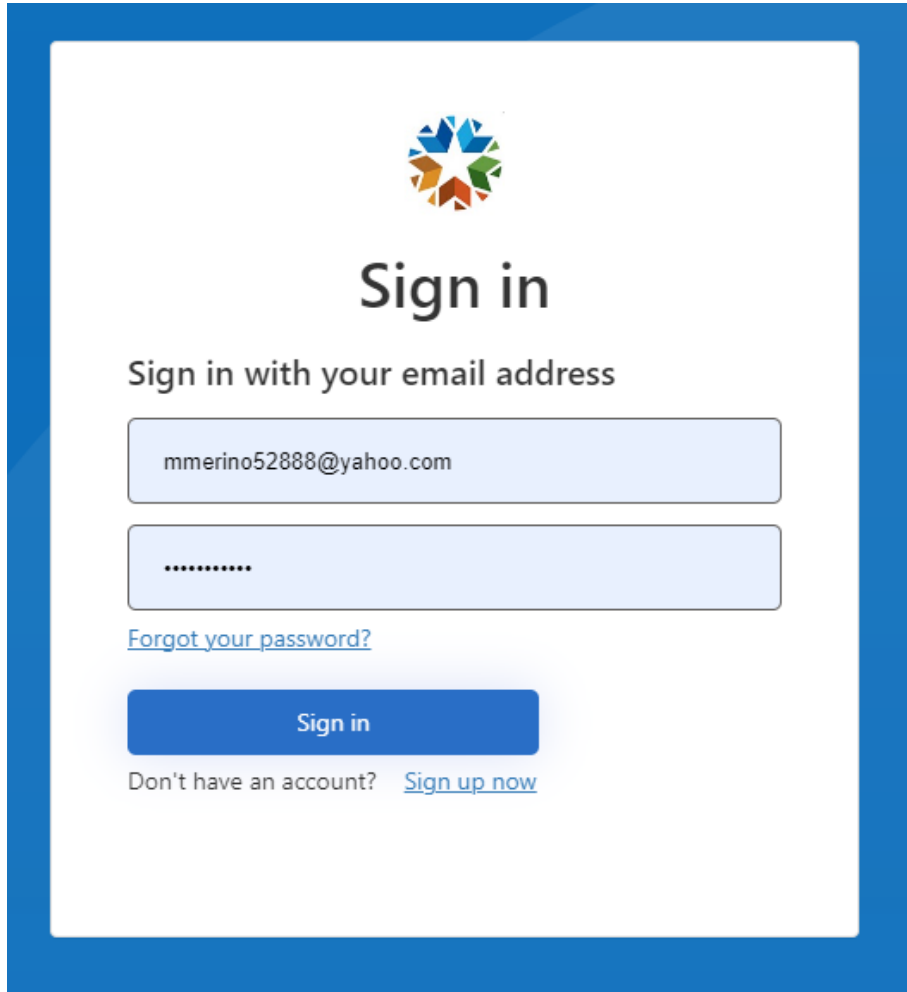


How to Access and fill out the 1006B in OGIMS

- If you are not already registered in the OGIMS system, please refer to the User Access Guide on the OCC Webpage at <https://oklahoma.gov/occ/divisions/oil-gas/ogims-oil-gas-information-managment-system.html> to get an account and then follow the instructions provided below in this guide
- If you are already a user please view the instructions below
- Log into OGIMS at the following link: <https://ogims.public.occ.ok.gov/> (you will see the below sign in screen)

The image shows a sign-in interface for the OGIMS system. At the top center is a circular logo composed of colorful triangles. Below the logo, the text "Sign in" is displayed in a large, bold font. Underneath, the instruction "Sign in with your email address" is shown. There are two input fields: the first contains the email address "mmerino52888@yahoo.com" and the second contains a masked password represented by eight dots. A blue link "Forgot your password?" is positioned below the password field. A prominent blue button with the text "Sign in" is located below the password field. At the bottom left, the text "Don't have an account?" is followed by a blue link "Sign up now". The entire sign-in area is enclosed in a blue border.

- After signing in, you will be directed to the 'My Dashboard' page
- Click the 'Select an Operator' drop-down and select the operator you are working

How to Access and fill out the 1006B in OGIMS

- The 'Surety Details' tab will appear, and you will be able to select the forms you have started in OGIMS and also be able to click '+ New Agreement' and select 1006B from the list that appears.

[My Dashboard](#)

My Operators

If an **existing** operator doesn't appear in the list, [request access to it here](#).
 If you want to start the process of becoming a **new operator**, [fill out the form here](#).

Select an Operator	Operator	Organization Type	Status	Well Count	
24790 - KNIGHT ENERGY INC	KNIGHT ENERGY INC	Corporation	Open	24	View Wells

[+ New Agreement](#)

Surety Details | MOEA Details

Form Dates

Last Submitted Form	Next Anniversary Date
09/01/2023	10/17/2024

Status: Select Status | Type: Select Type | Date Range: [calendar icon]

View Statement of Surety Status: [+ New Agreement](#)

Form	Status	Date Created	Date Modified	From	To	Actions
Form 1006B	Draft	06/17/2024 10:56 AM	06/17/2024 10:56 AM			
Form 1006B	Accepted	05/07/2024 11:59 AM	05/07/2024 03:21 PM			
Form 1006B	Accepted	09/01/2023 08:36 AM	09/01/2023 01:29 PM	10/18/2023	10/17/2024	
Form 1006B	Canceled	08/22/2023 09:03 AM	08/22/2023 09:03 AM			

4 total

- Click 'Form 1006B – Oil, Gas, and Service Wells' to start a new 1006B. You will end up on the Operator Information page.
- On the Operator Information page, if you already have an operator number, ensure the operator number shows correctly, choose the 'Report Type', either a New/Renew Agreement for the annual fee or Address/Information Change for no fee, then fill out the form fully, be sure to include a contact name, email, phone number, mailing address, and physical address. Once done click 'Next' to proceed to the Officers, Directors, Partners or Principals of Operator page. If you receive an error, double check that all required fields are filled out, if you are unable to proceed, please contact us at OGIMS@occ.ok.gov

How to Access and fill out the 1006B in OGIMS

The screenshot displays the OGIMS (Oil & Gas Information Management System) interface. The header includes the OGIMS logo and navigation icons. The left sidebar contains user information for Matt Merino and a menu with options like 'My Dashboard', 'MOEA Search', 'Request Access', and 'Admin Panel'. The main content area shows the 'OIL AND GAS CONSERVATION DIVISION' header with contact information and the Oklahoma Corporation Commission logo. A navigation bar at the top of the form includes 'Operator Info', 'Officers, Directors, Partners...', 'Service Agents for Operator', 'Insiders and Affiliates', 'Service Agents for Insiders and Affiliates', and 'Summary'. The 'Operator Info' section is active, showing the operator name 'JASPER HOLDINGS, INC.' and a 10K attachment button. Below this are fields for 'Contact' information (Prefix, First Name, Middle Name, Last Name, Suffix, Email, Phone, Fax) and 'Mailing Address' (Address, Address (line 2), City, State/Country, Postal Code). A 'Physical Address' section is also present, with a 'Same as mailing' checkbox checked. At the bottom, the 'Fee for 0 well(s): \$100.00' is displayed, and a 'Next' button is available.

- On the Officer, Director, Partner or Principals of Operator page you will have to click + Add to begin adding officers, directors, etc.

How to Access and fill out the 1006B in OGIMS

OGIMS Oil & Gas Information Management System

My Dashboard / 1006B

OIL AND GAS CONSERVATION DIVISION
P.O. Box 52000
Oklahoma City, OK 73152-2000
405-521-2331
occentralprocessing@occ.ok.gov

OKLAHOMA Corporation Commission

Operator's Agreement to Plug Oil, Gas, and Service Wells within the State of Oklahoma OAC 165:10-1-10; OAC 165:5-3-l(b)(l) (S)(i)-(vi) PAYMENT REQUIRED

Operator Info Officers, Directors, Partners... Service Agents for Operator Insiders and Affiliates Service Agents for Insiders and Affiliates Summary

ALL OFFICERS, DIRECTORS, PARTNERS OR PRINCIPALS OF OPERATOR
OAC 165:10-1-10 (e)

+ Add Filter Results

Name	Type	Address	Phone	Title	Owned %	Email
No data to display						

0 total

Back Next Delete

- After clicking '+ Add' a new window will come up, if it doesn't please check to see if you have a pop-up blocker on, if so, you must turn it off for the website.
- The below window is what comes up and where you will enter the officer information

How to Access and fill out the 1006B in OGIMS

The screenshot displays a form for adding an officer to the 1006B form. The form is divided into two columns. The left column contains fields for personal information: First Name *, Middle Name *, Last Name *, suffix, Phone *, and Email *. Below these are the Mailing Address fields: Address *, Address (line 2), City *, State/Country *, and Postal Code *. The right column contains fields for physical information: Tax ID Type (with a dropdown menu and a warning "Please do not enter a Social Security Number"), Title, Ownership % *, Physical Address | PO Box Not Allowed (with a checkbox for "Same as mailing"), Address *, Address (line 2), City *, State/Country *, and Postal Code *. At the bottom left of the form are three buttons: "Add" (green), "Reset" (red), and "Close" (red). A close button (X) is located in the top right corner of the form.

- You may see a list of existing officers for the operator and can click the “+” button on the far right to have their information be added to the form below the list of names (see next image for example)

How to Access and fill out the 1006B in OGIMS

Please see the list below of individuals entered on previous 1006Bs. Search and select from this list before entering new individuals.
 If an individual does not appear in the table, enter their information in the form below.


Name	Type	Address	Phone	Title	Owned %	Email
STEVE KARL SMITH	Individual/Officer	123 MAIN ST TULSA, OK 74132	405-522-6196	TESTER	100	merino_ogims@outlook.com

1 total

First Name * Middle Name * Last Name * suffix
 Phone * Email *
 Mailing Address
 Address *
 Address (line 2)
 City * State/Country * Postal Code *

Tax ID Type
 Select Tax ID Type **Please do not enter a Social Security Number**
 Tax ID (FEIN, Driver's License #, etc)
 Title Ownership % *
 Physical Address | **PO Box Not Allowed**
 Same as mailing
 Address *
 Address (line 2)
 City * State/Country * Postal Code *

Add Reset Close



- If the information is correct, click the green Add button on the bottom left-hand side of the screen. You will notice the individuals name and information disappears from the list, this is normal, you can now enter the next individual. ***Note that the information required to be provided is the full first name, full middle name (no initials or blanks), full last name, business mailing address, business physical address, business email address, business telephone number, and percentage of ownership.**

How to Access and fill out the 1006B in OGIMS

Please see the list below of individuals entered on previous 1006Bs. Search and select from this list before entering new individuals.
 If an individual does not appear in the table, enter their information in the form below.

✕
Filter Results

Name	Type	Address	Phone	Title	Owned %	Email
STEVE KARL SMITH	Individual/Officer	123 MAIN ST TULSA, OK 74132	405-522-6196	TESTER	100	merino_ogims@outlook.com

1 total

First Name * Middle Name * Last Name * Suffix

Phone * Email *

Mailing Address

Address *

Address (line 2)

City * State/Country * Postal Code *

Please do not enter a Social Security Number

Tax ID Type

Title Ownership % *

Physical Address | PO Box Not Allowed

Same as mailing

Address *

Address (line 2)

City * State/Country * Postal Code *

Add
Reset
Close

- Click the + button next to the individual in the list, their information will be added in the form below the list, if all is correct, click green 'Add' button
- After all officers, directors, partners or principals are listed click the red 'Close' button, this will take you back to the All Officers, Directors, Partners or Principals of Operator page where each individual listed will now be listed. Confirm that the information is complete, then click 'Next'

How to Access and fill out the 1006B in OGIMS

OIL AND GAS CONSERVATION DIVISION
P.O. Box 52000
Oklahoma City, OK 73152-2000
405-521-2331
occentralprocessing@occ.ok.gov



Operator's Agreement to Plug Oil, Gas, and Service Wells within the State of Oklahoma OAC 165:10-1-10; OAC 165:5-3-1(b)(l) (S)(i)-(vi) **PAYMENT REQUIRED**

- Operator Info
- Officers, Directors, Partners...
- Service Agents for Operator
- Insiders and Affiliates
- Service Agents for Insiders and Affiliates
- Summary

ALL OFFICERS, DIRECTORS, PARTNERS OR PRINCIPALS OF OPERATOR

OAC 165:10-1-10 (e)

+ Add Filter Results

Name	Type	Address	Phone	Title	Owned %	Email	
STEVE KARL SMITH	Individual Officer	123 MAIN ST TULSA, OK 74132	405-522-6196	TESTER	100	merino_ogims@outlook.com	


1 total

Back Next Delete

How to Access and fill out the 1006B in OGIMS

- The next screen is the 'All Service Agents for Operator OAC', please list any Service Agents your operator uses, you can add Service Agents the same way as the Officers, except only a name, address, phone number, and email address are required. Service Agents are an individual or entity that is served with a Summons and Notice for a complaint filed by the OCC against the operator and one or more of its wells. If you do not use any Service Agents, click 'Next'

OIL AND GAS CONSERVATION DIVISION
P.O. Box 52000
Oklahoma City, OK 73152-2000
405-521-2331
occentralprocessing@occ.ok.gov



Operator's Agreement to Plug Oil, Gas, and Service Well:
the State of Oklahoma OAC 165:10-1-10; OAC 165:5-3-1
(S)(i)-(vi) **PAYMENT REQUIRED**

Operator Info — Officers, Directors, Partners... — **Service Agents for Operator** — Insiders and Affiliates — Service Agents for Insiders and Affiliates — Summary

ALL SERVICE AGENTS FOR OPERATOR OAC

165:10-1-10(e)

+ Add Filter Results

Name	Type	Address	Email
No data to display			


0 total

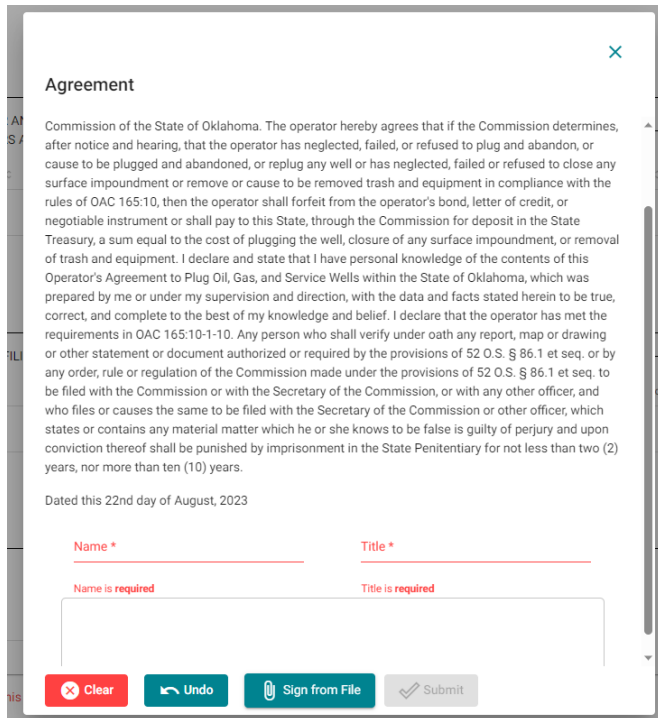
Back Next Delet

- The next screen is the 'All Insiders and Affiliates of Operator and All Officers, Directors, Partners or Principals, or other persons pertaining to insiders and affiliates of operator.' Please add all affiliates and insiders in the same manner as the Officers, Directors, etc. then click 'Next'
- The next screen is the 'All Service Agents for Insiders and Affiliates of Operator', please add any that the Insiders and Affiliates use, then click 'Next'
- The next screen is the 'Summary' page where what you have entered on all pages will show up, please confirm the information is correct then click 'Sign & Submit' at the bottom of the 'Summary' page.

How to Access and fill out the 1006B in OGIMS

- After clicking 'Sign & Submit' a pop-up screen will come up showing the 'Agreement' that the operator is making with the State of Oklahoma, please read the agreement then type your Full Name and your Title on the lines provided. Then sign in the White Rectangle using your mouse. To sign with your mouse, click and

hold the left mouse button  then proceed with the mouse clicked and sign the white rectangle area the best you are able to. Then click 'Submit'

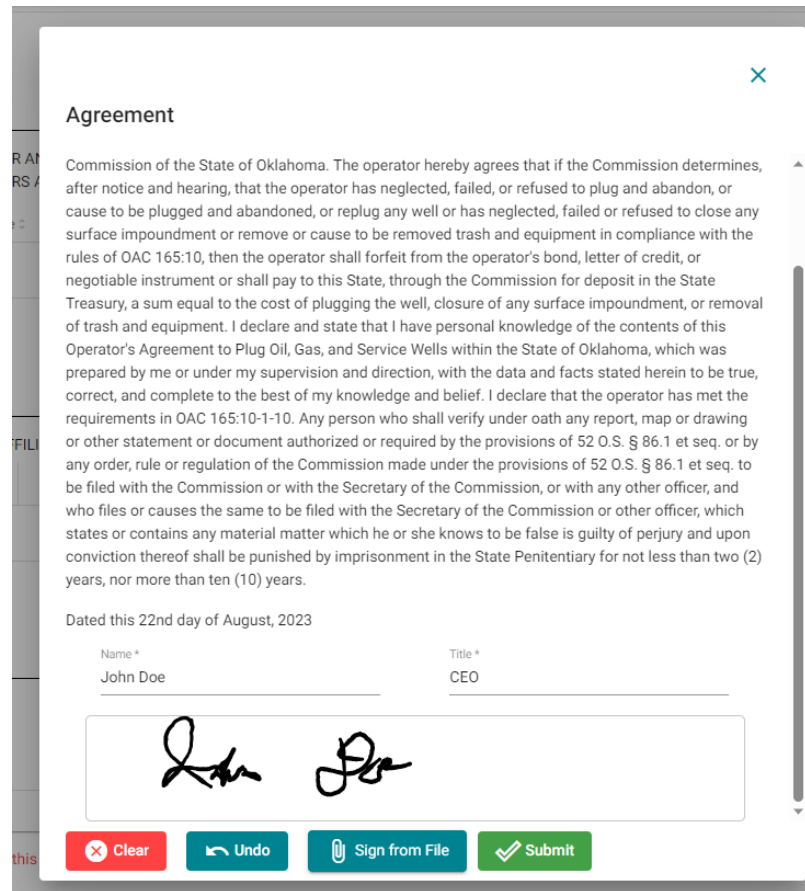


Agreement

Commission of the State of Oklahoma. The operator hereby agrees that if the Commission determines, after notice and hearing, that the operator has neglected, failed, or refused to plug and abandon, or cause to be plugged and abandoned, or replug any well or has neglected, failed or refused to close any surface impoundment or remove or cause to be removed trash and equipment in compliance with the rules of OAC 165:10, then the operator shall forfeit from the operator's bond, letter of credit, or negotiable instrument or shall pay to this State, through the Commission for deposit in the State Treasury, a sum equal to the cost of plugging the well, closure of any surface impoundment, or removal of trash and equipment. I declare and state that I have personal knowledge of the contents of this Operator's Agreement to Plug Oil, Gas, and Service Wells within the State of Oklahoma, which was prepared by me or under my supervision and direction, with the data and facts stated herein to be true, correct, and complete to the best of my knowledge and belief. I declare that the operator has met the requirements in OAC 165:10-1-10. Any person who shall verify under oath any report, map or drawing or other statement or document authorized or required by the provisions of 52 O.S. § 86.1 et seq. or by any order, rule or regulation of the Commission made under the provisions of 52 O.S. § 86.1 et seq. to be filed with the Commission or with the Secretary of the Commission, or with any other officer, and who files or causes the same to be filed with the Secretary of the Commission or other officer, which states or contains any material matter which he or she knows to be false is guilty of perjury and upon conviction thereof shall be punished by imprisonment in the State Penitentiary for not less than two (2) years, nor more than ten (10) years.

Dated this 22nd day of August, 2023

Name * _____ Title * _____
Name is required Title is required




Agreement

Commission of the State of Oklahoma. The operator hereby agrees that if the Commission determines, after notice and hearing, that the operator has neglected, failed, or refused to plug and abandon, or cause to be plugged and abandoned, or replug any well or has neglected, failed or refused to close any surface impoundment or remove or cause to be removed trash and equipment in compliance with the rules of OAC 165:10, then the operator shall forfeit from the operator's bond, letter of credit, or negotiable instrument or shall pay to this State, through the Commission for deposit in the State Treasury, a sum equal to the cost of plugging the well, closure of any surface impoundment, or removal of trash and equipment. I declare and state that I have personal knowledge of the contents of this Operator's Agreement to Plug Oil, Gas, and Service Wells within the State of Oklahoma, which was prepared by me or under my supervision and direction, with the data and facts stated herein to be true, correct, and complete to the best of my knowledge and belief. I declare that the operator has met the requirements in OAC 165:10-1-10. Any person who shall verify under oath any report, map or drawing or other statement or document authorized or required by the provisions of 52 O.S. § 86.1 et seq. or by any order, rule or regulation of the Commission made under the provisions of 52 O.S. § 86.1 et seq. to be filed with the Commission or with the Secretary of the Commission, or with any other officer, and who files or causes the same to be filed with the Secretary of the Commission or other officer, which states or contains any material matter which he or she knows to be false is guilty of perjury and upon conviction thereof shall be punished by imprisonment in the State Penitentiary for not less than two (2) years, nor more than ten (10) years.

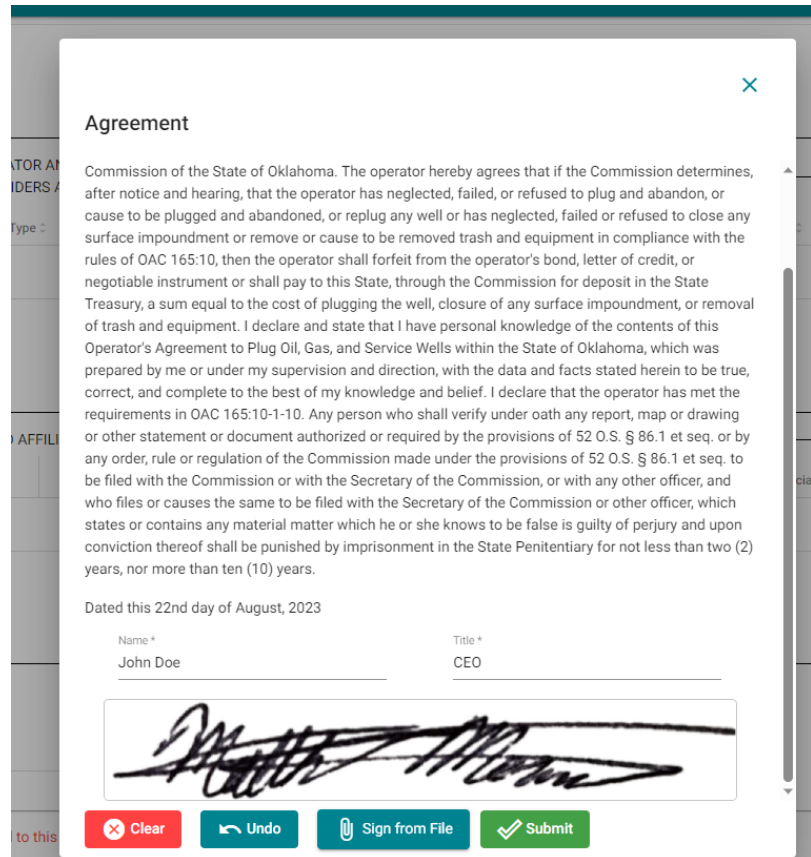
Dated this 22nd day of August, 2023

Name * _____ Title * _____
John Doe CEO



How to Access and fill out the 1006B in OGIMS

- You may also sign from a file using an image of your signature in the following file formats; .jpeg, .jpg, .bmp., png., gif.; to do so, click 'Sign from file', a Windows Explorer window will come up for you to select the file from your computer. Once found click 'Open' which will add the signature similar to the image below.




Agreement

Commission of the State of Oklahoma. The operator hereby agrees that if the Commission determines, after notice and hearing, that the operator has neglected, failed, or refused to plug and abandon, or cause to be plugged and abandoned, or replug any well or has neglected, failed or refused to close any surface impoundment or remove or cause to be removed trash and equipment in compliance with the rules of OAC 165:10, then the operator shall forfeit from the operator's bond, letter of credit, or negotiable instrument or shall pay to this State, through the Commission for deposit in the State Treasury, a sum equal to the cost of plugging the well, closure of any surface impoundment, or removal of trash and equipment. I declare and state that I have personal knowledge of the contents of this Operator's Agreement to Plug Oil, Gas, and Service Wells within the State of Oklahoma, which was prepared by me or under my supervision and direction, with the data and facts stated herein to be true, correct, and complete to the best of my knowledge and belief. I declare that the operator has met the requirements in OAC 165:10-1-10. Any person who shall verify under oath any report, map or drawing or other statement or document authorized or required by the provisions of 52 O.S. § 86.1 et seq. or by any order, rule or regulation of the Commission made under the provisions of 52 O.S. § 86.1 et seq. to be filed with the Commission or with the Secretary of the Commission, or with any other officer, and who files or causes the same to be filed with the Secretary of the Commission or other officer, which states or contains any material matter which he or she knows to be false is guilty of perjury and upon conviction thereof shall be punished by imprisonment in the State Penitentiary for not less than two (2) years, nor more than ten (10) years.

Dated this 22nd day of August, 2023

Name *
John Doe

Title *
CEO



- After signing, click 'Submit'

How to Access and fill out the 1006B in OGIMS

- You will be redirected back to the summary page where the 'Pay' button is now available, click 'Pay' to be directed to the Form 1006B Invoice screen

My Dashboard / Pay Invoice

Form 1006B Invoice



Important: Forms that require filing fees will not be reviewed or processed until the filing fee is received.

Invoice Number: 3451222

08-22-2023

OPERATOR AGRMT REPORT- 1-25 WELLS- ANNUAL

\$250.00

Total:\$250.00

Form Details

Pay Online

Mail/Walk In Payment

Next steps

In conjunction with the 1006B Operator's Agreement, all operators are required to maintain surety in compliance with OAC 165:10-1-10. Operators are required to use the prescribed forms from OAC 165:10-1-7 for the applicable surety instrument of their choice. Please see the links below for each surety instrument and its corresponding rule. Please note that the Financial Statement Form 1006A has stipulations before it can be used as surety, please review OAC 165:10-1-10 for full details.

[Complete OCC Rules](#)

[Form 1006 Surety Bond \(OAC 165:10-1-12\) \[OAC 165:10-1-7\(b\)\(14\)\]](#)

[Form 1006A Financial Statement \(OAC 165:10-1-11\) \[OAC 165:10-1-7\(b\)\(15\)\]](#)

[Form 1006C Letter of Credit \(165:10-1-13\) \[OAC 165:10-1-7\(b\)\(16\)\]](#)

[Form 1006CD Certificate of Deposit \(OAC 165:10-1-14\) No prescribed form](#)

Cashier's Check (OAC165:10-1-14) No prescribed form

Cash (OAC 165:10-1-14) No prescribed form. Must make an appointment to hand deliver to OCC.

- Click 'Pay Online' if you are paying by a Credit Card or an ACH (Automatic Clearing House using bank account)
- Click 'Mail/Walk In Payment' if mailing or hand delivering the payment for the filing fee then click 'Print' to print the invoice, if it doesn't work on the first attempt, please click 'Print' again, if you are not able to print the invoice please contact us so we can provide it to you. **You must print the invoice and mail in with a check or money order, please do not include a copy of the 1006B, only include the check or money order and the single page invoice.**
- The form will be put into 'Ready for Review' status if you paid by Credit Card or ACH.
- The Form will be put into 'Waiting for Payment' status if you chose to mail in payment. Once payment is received the form will be reviewed for completeness and if anything is incomplete, we will mark the form as 'Changes Requested' and an email will be sent to the user informing them of what needs to be done.