



OKLAHOMA
Human Services

PINNACLE PLAN MEASURES

MONTHLY SUMMARY REPORT

October 2024

PINNACLE PLAN MEASURES – MONTHLY SUMMARY REPORT – October 2024

The Department of Human Services (DHS) is committed to improving the safety, permanency, and well-being of children served by the child welfare system. Public reporting is critical to ensuring transparency and accountability of the current performance on the measures included in the Pinnacle Plan. The OKDHS Metrics, Baselines, and Targets Agreement - 3/7/13 outlines how the outcomes and other indicators are to be measured and reported. Monthly, Quarterly, and Semi-Annual Reports will be made published on the OKDHS Infonet and made available to the public.

Oklahoma is committed to good faith efforts and positive trending toward the goals outlined in the plan. Each monthly report will include four performance areas, comprised of ten specific metric elements. These are: Foster Care Safety, Counts for New Foster Homes and TFC homes, Worker Contacts, and Shelter Usage. The demographics of children served during the reporting period are included in monthly and semi-annual reports as context data. This information is provided to assist in understanding the population being served by the child welfare system.

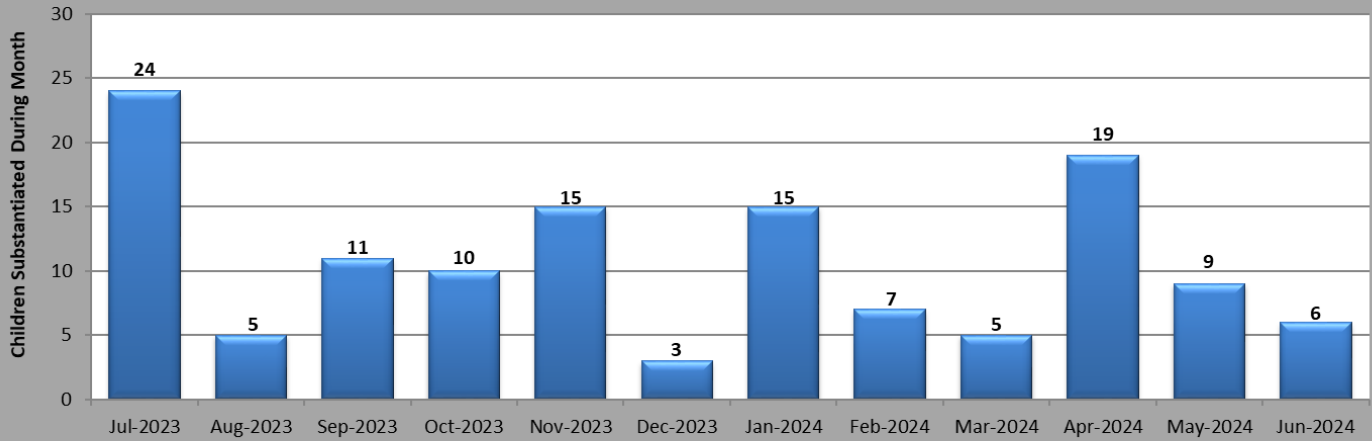
Beginning with the August 2014 Monthly Report, there has been a decrease in the lag time to 30 days from the end of the reporting period to the time that the data is reported on Measure 2 – Resource Homes, Measure 3 – Frequency of Worker Contacts, and Measure 5 – Shelter Use. There will continue to be a 90-day lag time on Measure 1 – Foster Care Safety to allow time for the Program Review Process to be completed.

OKDHS was the first state agency to have a federally approved Statewide Automated Child Welfare Information System (KIDS System) and continually strives for high quality data. **The data in this report is subject to change due to ongoing data entry, changes in policy, changes in practice, and changes in definitions, and/or data quality issues that may be discovered through the process.**

If you have questions or feedback regarding the Pinnacle Plan, please email us at dhs.childwelfareplan@okdhs.org

Pinnacle Measure	Pinnacle Plan Measures - Monthly Summary Report - October 2024						
	Name	Description	Period Ending	Monthly Count			
				# of Victims - June			
Foster Care Safety	1.1	Maltreatment in Care by Resource Caregivers	Of all children in foster care during the reporting period, the number of victims of substantiated or indicated maltreatment (abuse and/or neglect) by foster parent or facility staff member.	6/30/2024	6 Children		
	1.2	Maltreatment in Care by Parents	Of all children in foster care during the reporting period, the number of victims of substantiated or indicated maltreatment (abuse and/or neglect) by a parent.	6/30/2024	6 Children		
				August Total	SFY25 Total to Date		
Resource Homes	2.1	New Family Foster Care Homes	Newly approved Foster Homes	8/31/2024	59	89 Foster Homes	
	2.3	New Therapeutic Foster Homes	Newly approved Therapeutic Foster Homes (TFC and ITFC)	8/31/2024	5	7 TFC/ ITFC Homes	
				Contacts Made	Contacts Required	% Contacts Made	
Worker Contacts	3.1	Frequency of Worker Contacts	The percentage of the total minimum number of required monthly face-to-face contacts that took place during the reporting period between case workers and children in foster care for at least 1 calendar month during the reporting period.	8/31/2024	5,392	5,479 98.4%	
	3.2	Frequency of Primary Worker Contacts	The percentage of the total minimum number of required monthly face-to-face contacts that took place during the reporting period between primary caseworkers and children in foster care for at least 1 calendar month during the reporting period.	8/31/2024	4,960	5,305 93.5%	
				August Total	6 Month Total - NIGHTS		
Shelter Use	5.1	Shelter Use Age 0-1 Years	The number of child-nights during the past six months involving children under age 2 years.	8/31/2024	0 Nights 0 Children	0 Nights	
	5.2	Shelter Use Age 2-5 Years	The number of child-nights during the past six months involving children age 2 years to 5 years.	8/31/2024	12 Nights 1 Child	41 Nights	
	5.3	Shelter Use Age 6-12 Years	The number of child-nights during the past six months involving children age 6 years to 12 years.	8/31/2024	476 Nights 25 Children	2,989 Nights	
	5.4	Shelter Use Age 13 and Over	The number of child-nights during the past six months involving children age 13 years or older.	8/31/2024	1,767 Nights 105 Children	10,766 Nights	
Caseloads	7.1	Worker Caseloads	The percentage of all Child Welfare Workers that meet caseload standards, are close to meeting workload standards, and are over workload standards. (Point in Time as last day of Quarter and Quarterly Total)	Quarterly Report: 7/1/2024-9/30/2024	% of Workers that Meet Standard	1-20% Above Standard	>20% Above Standard
					83.4%	12.3%	4.2%
			Supervisor Ratios - Statewide the number of Child Welfare Workers in respect to the number of supervisors.		% of Supervisors that Meet Standard	1-20% Above Standard	>20% Above Standard
					88.0%	9.4%	2.6%
Context Data		Demographical Information on Children In Care, including age and race		NOTE:** This is not a Pinnacle Plan Measure. Demographical Data Only			

1.1: Maltreatment in Care by Resource Caregivers - June 2024



Data Source: Measure 1.1

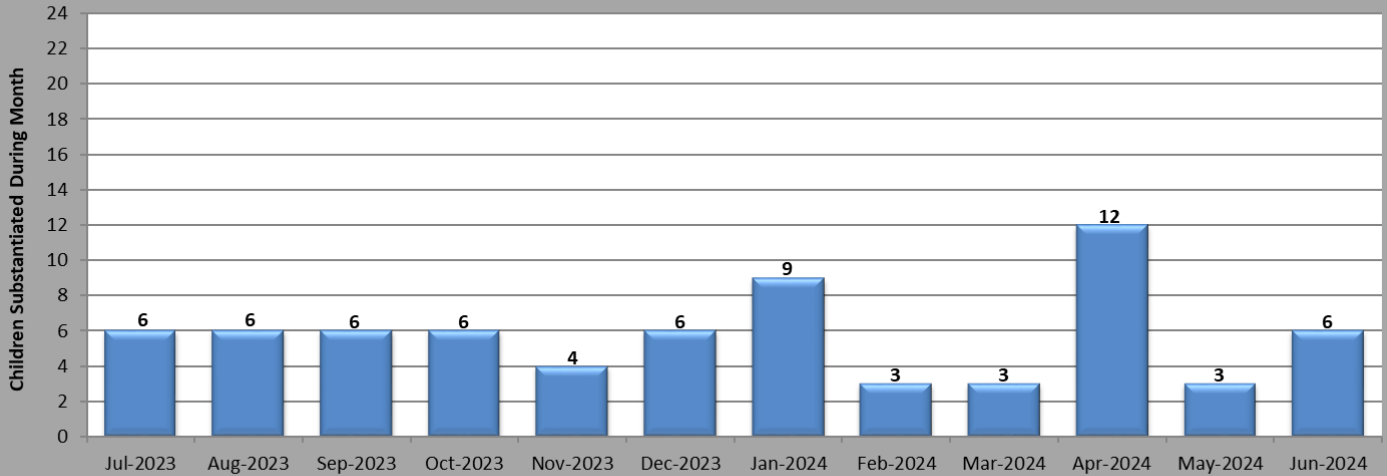
	Jul-2023	Aug-2023	Sep-2023	Oct-2023	Nov-2023	Dec-2023	Jan-2024	Feb-2024	Mar-2024	Apr-2024	May-2024	Jun-2024
# of Substantiations	24	5	11	10	15	3	15	7	5	19	9	6

Data: The Maltreatment in Care Measure by Resource Caregiver incorporates a 90-day delay from the time the investigation is complete to the report date. This delay allows for further review which may result in changes in the findings. All substantiations on children in Out of Home Care will go through an automatic Program Review. The data reported reflects substantiations in the month that the investigation was completed and not necessarily in the month that the abuse or neglect occurred. This measure includes all children placed in traditional foster care homes, kinship homes (relative or non-relative), therapeutic foster care homes, group homes, shelters, and residential facilities. This measure also includes children substantiated of maltreatment by the Office of Client Advocacy while placed in institutional settings. Every time a child is a substantiated as a victim, that child will be counted in the monthly reporting. Children who are victimized more than once will be counted in each month their victimization is substantiated. Note: This is different from the federal metric, which counts each child only once, even if a child is victimized more than once in the course of a year.

Comments – October 2024:

For the month of June 2024 there were a total of 6 substantiations of Maltreatment while in Out of Home Care. These victims were reported in 3 referrals for children in foster care and 1 referral for children in OCA placements. Of the 6 children, 3 were placed in CW Foster Family Care, 2 were placed in Kinship/Non-Relative Foster Care, and 1 was placed in OCA-Non-OKDHS Operated Facilities. Of the 6 substantiated victims in June 2024, none of the victims had a substantiated finding of threat of harm only.

1.2: Maltreatment In Care by Parents - June 2024



Data Source: Measure 1.2

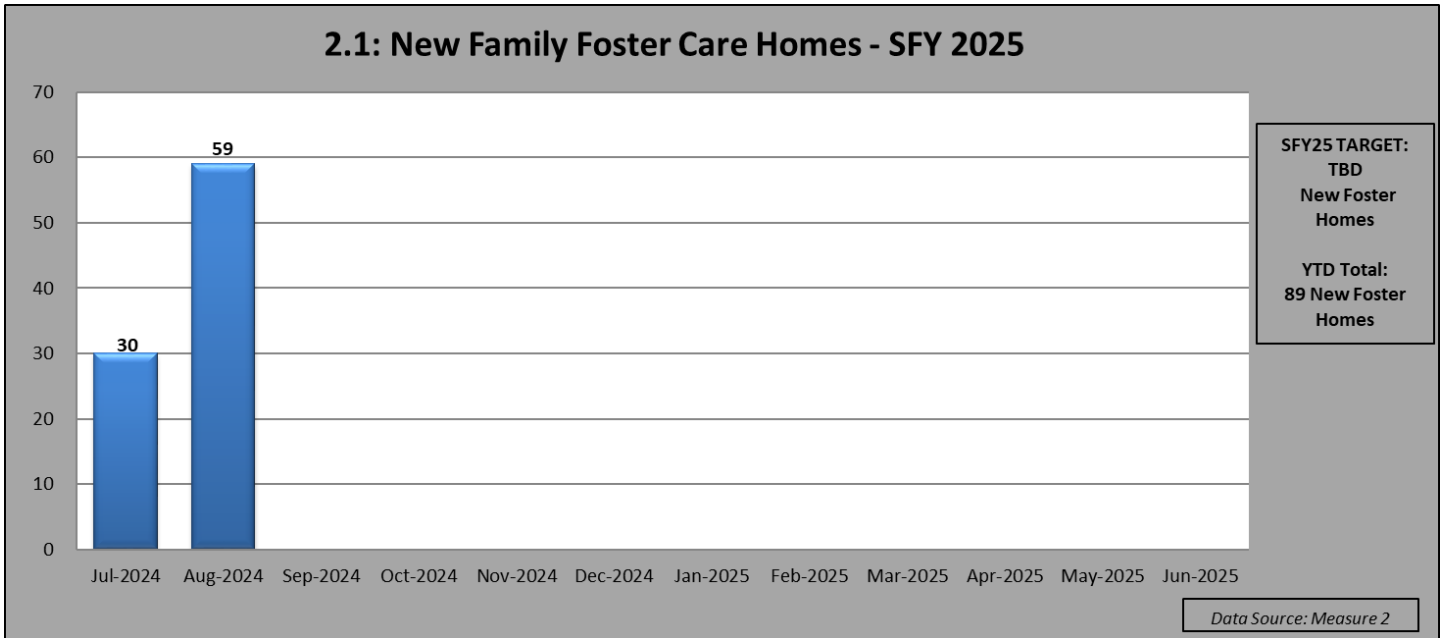
	Jul-2023	Aug-2023	Sep-2023	Oct-2023	Nov-2023	Dec-2023	Jan-2024	Feb-2024	Mar-2024	Apr-2024	May-2024	Jun-2024
# of Substantiations	6	6	6	6	4	6	9	3	3	12	3	6

Data: The Maltreatment in Care by Parents measure incorporates a 90-day delay from the time the investigation is complete to the report date. This delay allows for further review which may result in changes in the findings. The data reflects substantiations in the month that the investigation was completed and not necessarily in the month that the abuse or neglect occurred.

Beginning with the November 2013 report, every time a child is a victim, that child will be counted. Children who are victimized more than once will be counted in each month their victimization is substantiated. Note: This is different from the federal metric, which counts each child only once, even if a child is victimized more than once in the course of a year. Also, children who are disclosing abuse that occurred prior to coming into DHS custody will not be included in the count of monthly victims.

Comments – October 2024:

For the month of June 2024, there were 6 substantiations of abuse by parents of children in out of home care. These 6 victims were reported in 3 referrals. Of the 6 children, 6 children were placed in Trial Reunification. Of the 6 substantiated victims in June 2024, none had a substantiated finding of threat of harm only.

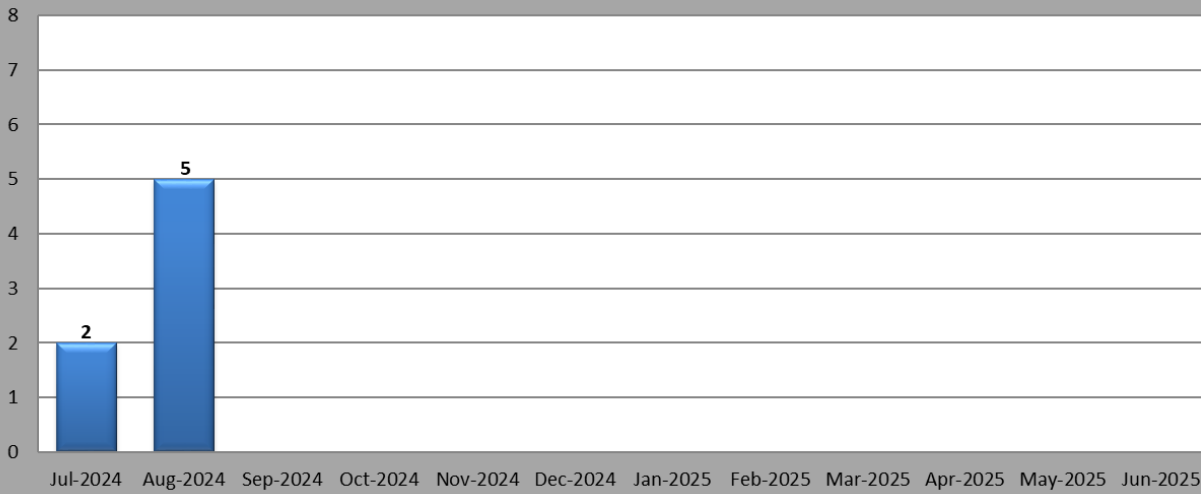


	Jul-2024	Aug-2024	Sep-2024	Oct-2024	Nov-2024	Dec-2024	Jan-2025	Feb-2025	Mar-2025	Apr-2025	May-2025	Jun-2025
# of New FFC Homes	30	59										

Data: Total Count of New Foster Homes includes all Foster Family Homes and Supported Foster Homes by month that they were opened using the agreed upon criteria. (This does not include Kinship or Tribal Homes.) The target for SFY25 new foster homes has not been set.

Comments – October 2024: In August 2024, there were 59 foster homes opened that met the Pinnacle Plan criteria to be counted as new at the time of reporting. As of 8/31/24, there were a total of 89 new homes for SFY25. The Foster Family Care net gain as of 8/31/24 was -44 homes for SFY25. The net gain target for SFY25 homes has yet to be determined.

2.3: New Therapeutic Foster Care Homes - SFY 2025



SFY25 TARGET:
TBD

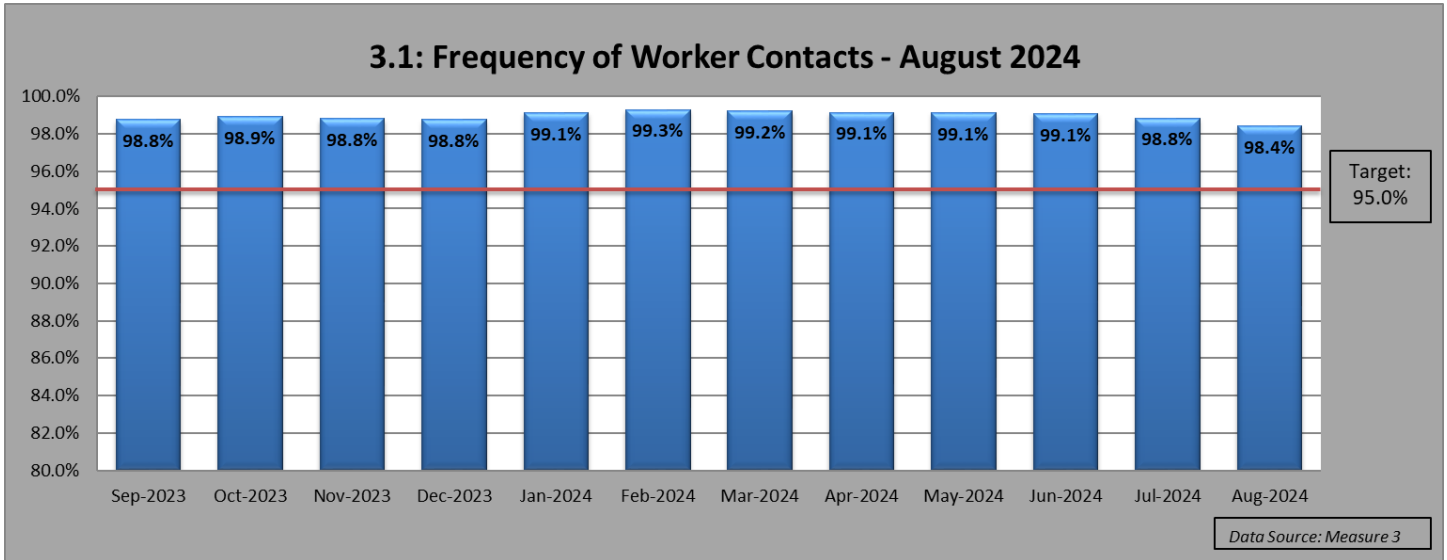
YTD Total:
7 New
TFC Homes

Data Source: Measure 2

	Jul-2024	Aug-2024	Sep-2024	Oct-2024	Nov-2024	Dec-2024	Jan-2025	Feb-2025	Mar-2025	Apr-2025	May-2025	Jun-2025
# of New TFC Homes	2	5										

Data: Total Count of New Therapeutic Foster Homes includes all new TFC Homes, by month that they were opened using the agreed upon criteria. The target for new TFC Homes in SFY25 new TFC homes has not been set yet.

Comments – October 2024: In August 2024, there were 2 TFC homes opened and 3 ITFC homes opened for a total of five new therapeutic homes during the month. As of 8/31/24, there were a total of 7 new TFC and ITFC homes for SFY25. The TFC net gain as of 8/31/24 was 3 homes for SFY25. The Net Gain target for SFY25 homes has yet to be determined.

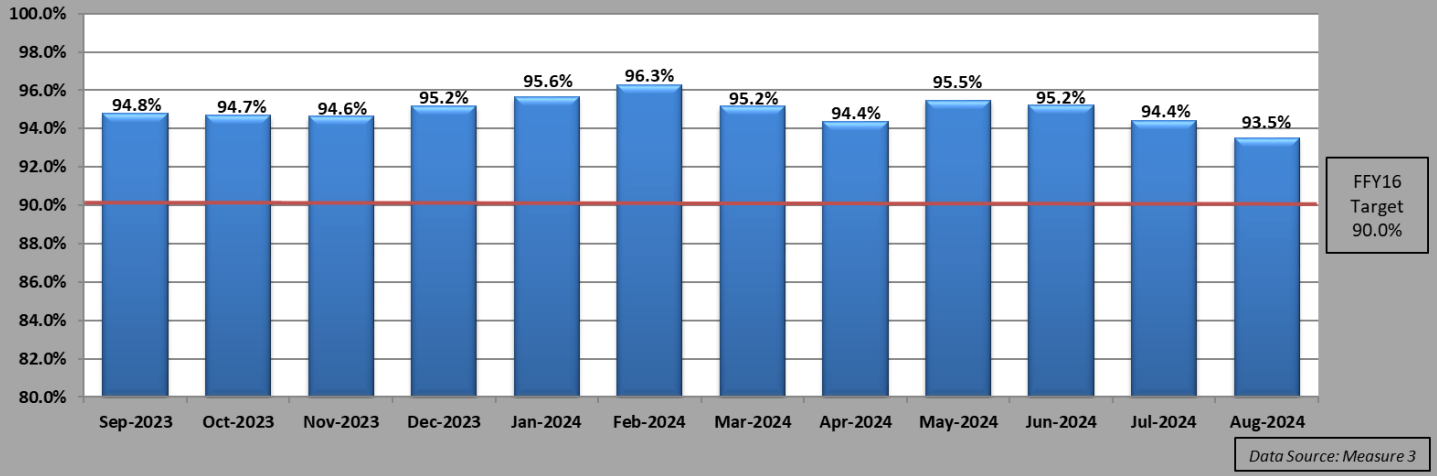


	Sep-2023	Oct-2023	Nov-2023	Dec-2023	Jan-2024	Feb-2024	Mar-2024	Apr-2024	May-2024	Jun-2024	Jul-2024	Aug-2024
Contacts Made by Any Worker	5836	5872	5820	5702	5721	5676	5636	5599	5600	5548	5493	5392
Minimum Contacts Required	5909	5935	5890	5774	5771	5716	5681	5647	5649	5599	5557	5479
% Made	98.8%	98.9%	98.8%	98.8%	99.1%	99.3%	99.2%	99.1%	99.1%	99.1%	98.8%	98.4%

Data: The Data reflects the total number of required visits due to children in Out of Home Care and the number of total required visits made for a given month. Only one visit per month is counted even though multiple visits may have been made during the month.

Comments – October 2024: The visitation rate for all worker visits in August 2024 was 98.4%.

3.2: Frequency of Primary Worker Contacts - August 2024

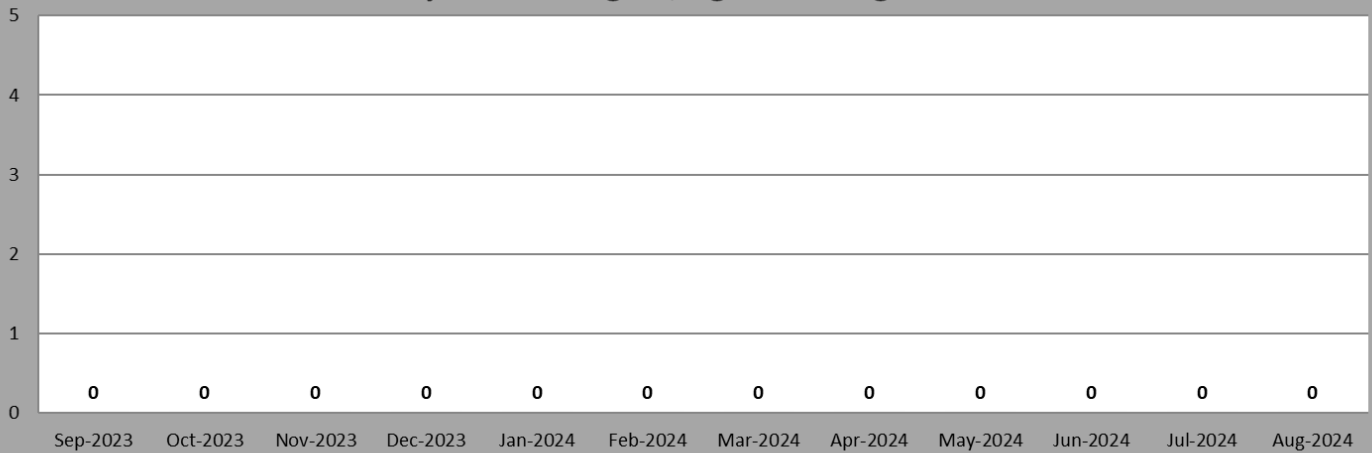


	Sep-2023	Oct-2023	Nov-2023	Dec-2023	Jan-2024	Feb-2024	Mar-2024	Apr-2024	May-2024	Jun-2024	Jul-2024	Aug-2024
Contacts Made by Primary Worker	5428	5445	5399	5323	5354	5349	5258	5180	5229	5162	5083	4960
Minimum Contacts Required	5726	5750	5705	5593	5598	5556	5525	5488	5476	5420	5384	5305
% Made	94.8%	94.7%	94.6%	95.2%	95.6%	96.3%	95.2%	94.4%	95.5%	95.2%	94.4%	93.5%

Data: The Data reflects the total number of required visits due to children in Out of Home Care and the number of total required visits made by the primary assigned worker for a given month. Only one visit per month by the primary worker is counted even though multiple visits may have been made by multiple workers during the month. Beginning in October 2015, the target for FFY16 is 90.0%.

Comments – October 2024: The worker visitation rate for primary workers in August 2024 was 93.5%.

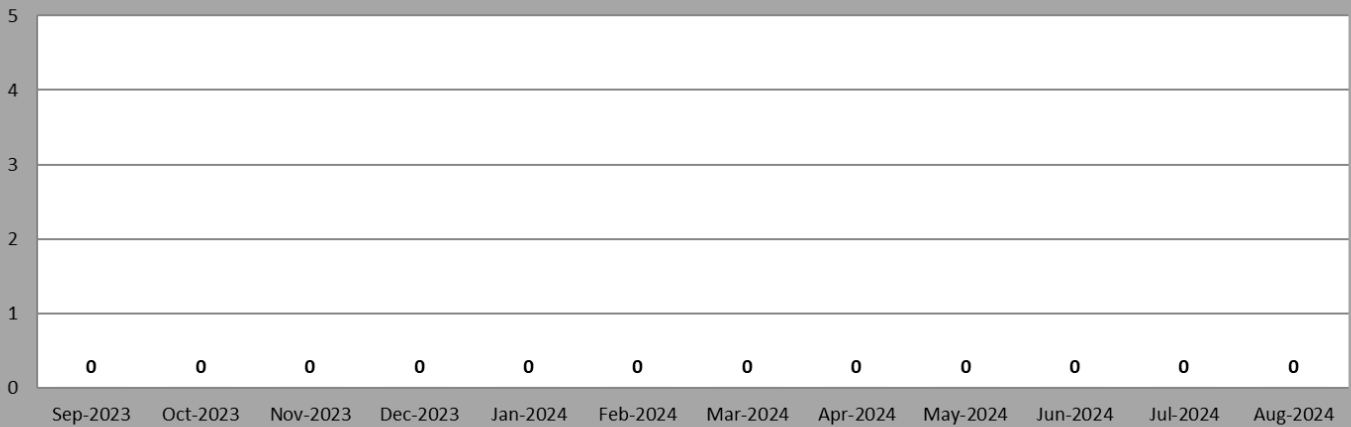
5.1: Monthly Shelter-Nights, Age 0-1 - August 2024



Data Source: Measure 5

	Sep-2023	Oct-2023	Nov-2023	Dec-2023	Jan-2024	Feb-2024	Mar-2024	Apr-2024	May-2024	Jun-2024	Jul-2024	Aug-2024
# of Nights	0	0	0	0	0	0	0	0	0	0	0	0

5.1: Monthly Children in Shelter, Age 0-1 - August 2024



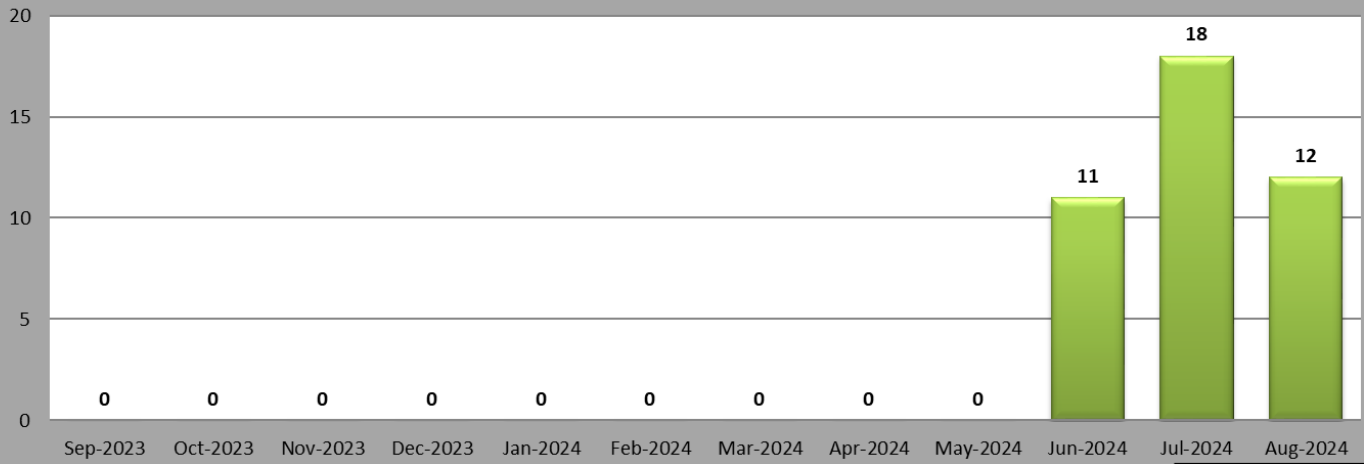
Data Source: Measure 5

	Sep-2023	Oct-2023	Nov-2023	Dec-2023	Jan-2024	Feb-2024	Mar-2024	Apr-2024	May-2024	Jun-2024	Jul-2024	Aug-2024
# of Children	0	0	0	0	0	0	0	0	0	0	0	0

Data: Data shown for the number of children will count some children more than once if their shelter stay extended from one month into the next. This Pinnacle Plan Measure was implemented 12/31/12. Automatic exceptions will be made for children in the following circumstances: If the child is part of a sibling set of 4 or more or a child placed with a minor parent who is also in DHS custody.

Comments – October 2024: In August 2024, 0 children age 0-1 year spent a total of 0 nights in the shelter. There were 1,238 children age 0-1 year in care in August 2024 and none of those children spent a night in the shelter (100% of children age 0-1 year). There were 72 children age 0-1 year removed during the month of August and none of the children had a shelter stay (100% of children in care age 0-1 year).

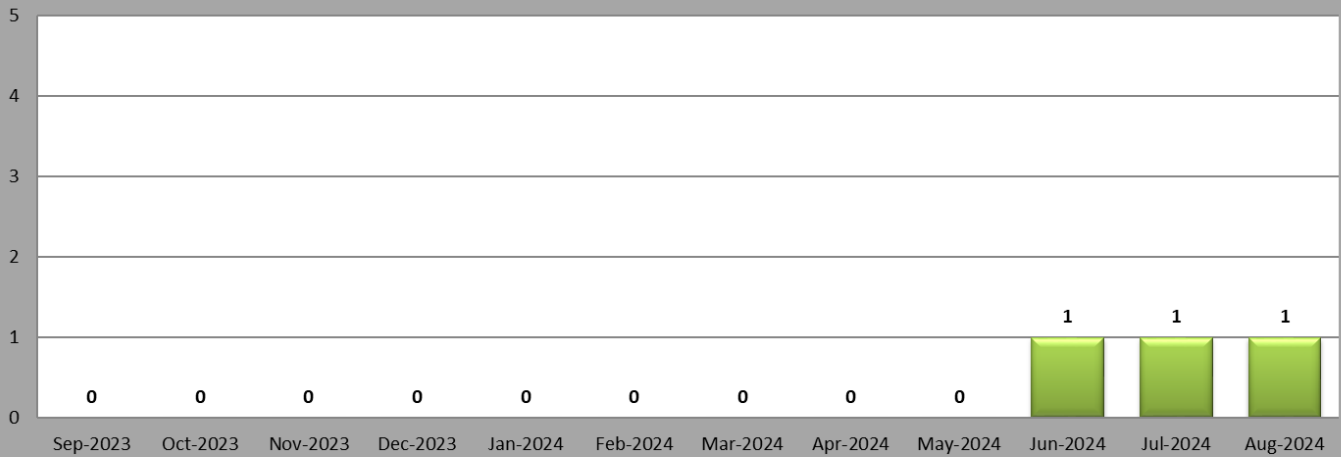
5.2: Monthly Shelter-Nights, Age 2-5 - August 2024



Data Source: Measure 5

	Sep-2023	Oct-2023	Nov-2023	Dec-2023	Jan-2024	Feb-2024	Mar-2024	Apr-2024	May-2024	Jun-2024	Jul-2024	Aug-2024
# of Nights	0	0	0	0	0	0	0	0	0	11	18	12

5.2: Monthly Children in Shelter, Age 2-5 - August 2024

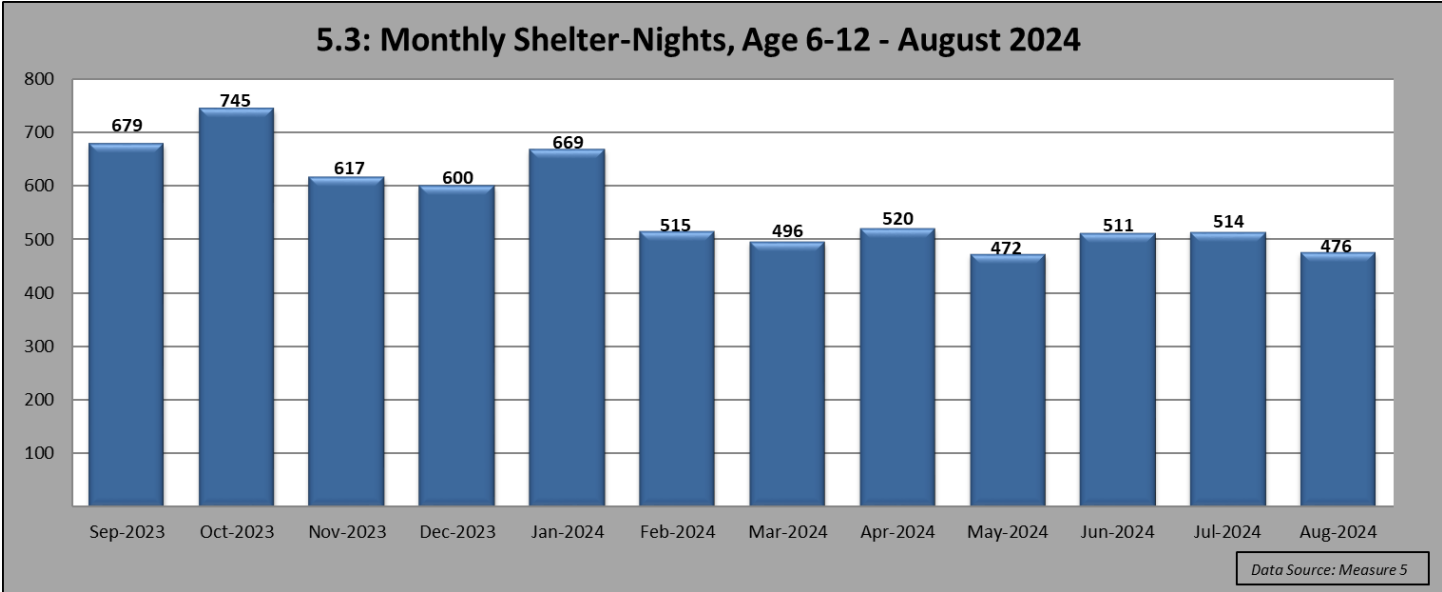


Data Source: Measure 5

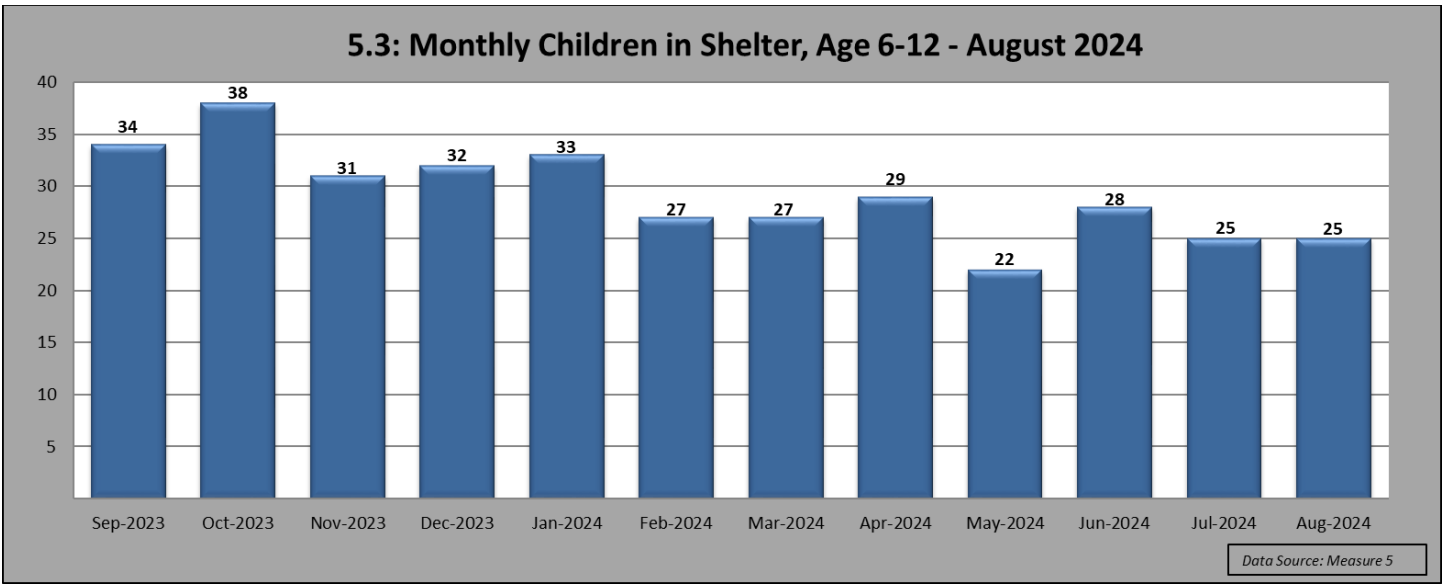
	Sep-2023	Oct-2023	Nov-2023	Dec-2023	Jan-2024	Feb-2024	Mar-2024	Apr-2024	May-2024	Jun-2024	Jul-2024	Aug-2024
# of Children	0	0	0	0	0	0	0	0	0	1	1	1

Data: Data shown for the number of children will count some children more than once if their shelter stay extended from one month into the next. The Pinnacle Plan commitment to stop the use of shelters for children age 2-5 years was implemented on 7/1/13.

Comments – October 2024: In August 2024, 1 child age 2-5 years spent a total of 12 nights in the shelter. There were 1,717 children age 2-5 years in care in August 2024 and 1,716 of those children did not spend a night in the shelter (99.9% of children age 2-5 years). There were 98 children age 2-5 years removed during the month of August and 97 of those children did not have a shelter stay (99.0% of children in care age 2-5 years).



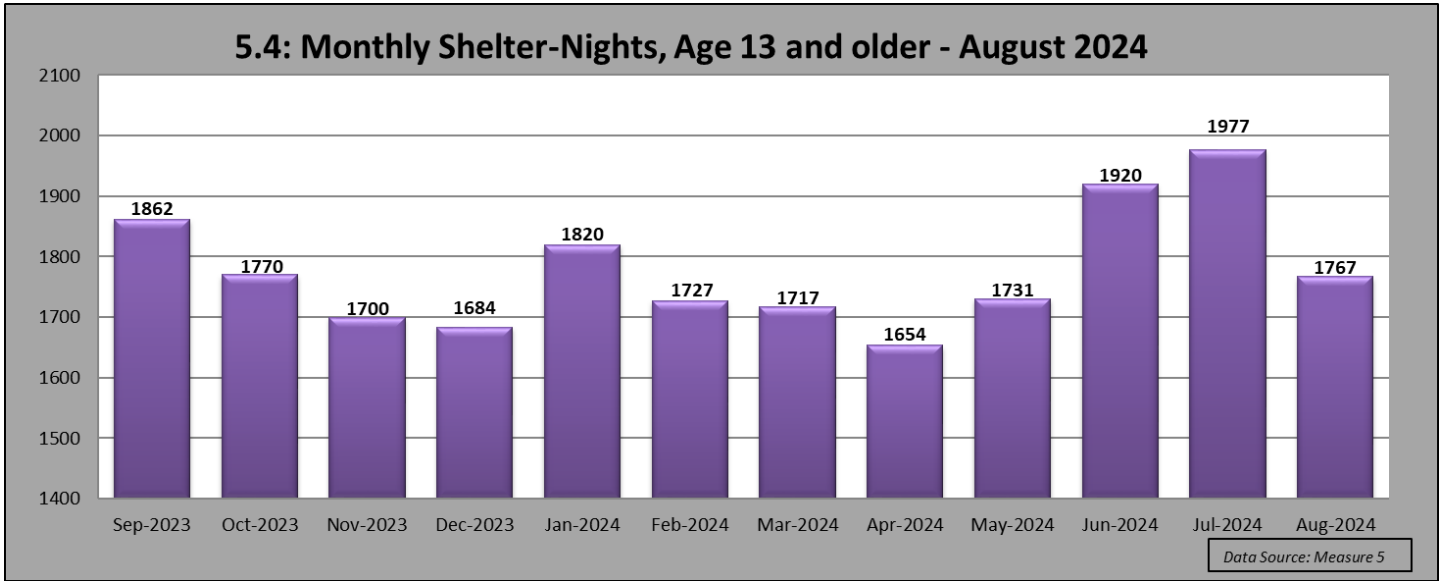
	Sep-2023	Oct-2023	Nov-2023	Dec-2023	Jan-2024	Feb-2024	Mar-2024	Apr-2024	May-2024	Jun-2024	Jul-2024	Aug-2024
# of Nights	679	745	617	600	669	515	496	520	472	511	514	476



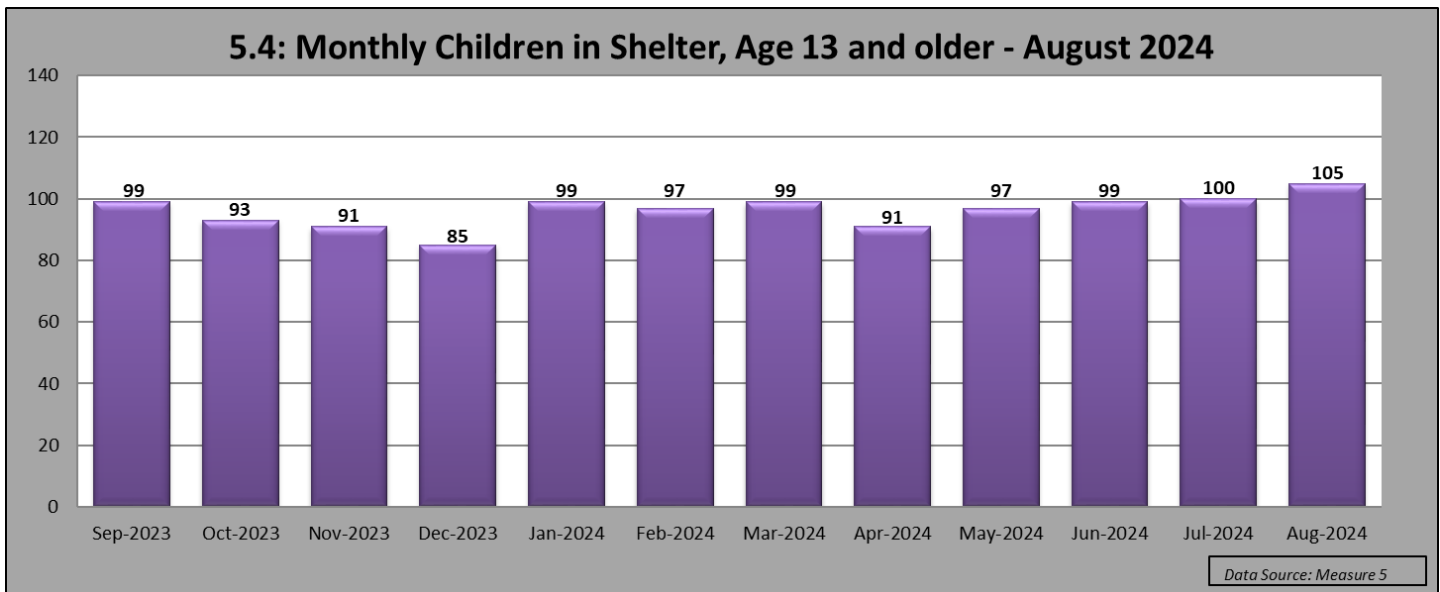
	Sep-2023	Oct-2023	Nov-2023	Dec-2023	Jan-2024	Feb-2024	Mar-2024	Apr-2024	May-2024	Jun-2024	Jul-2024	Aug-2024
# of Children	34	38	31	32	33	27	27	29	22	28	25	25

Data: Data shown for the number of children will count some children more than once if their shelter stay extended from one month into the next. The Pinnacle Plan commitment to stop the use of shelters for children age 6-12 years was fully implemented by 1/1/15.

Comments – October 2024: In August 2024, 25 children age 6-12 years spent a total of 476 nights in the shelter. There were 1,912 children age 6-12 years in care in August 2024 and 1,887 of those did not spend a night in the shelter (98.7% of children age 6-12 years). There were 88 children age 6-12 years removed during the month of August and 86 of those children did not have a shelter stay (97.7% of children in care age 6-12 years).



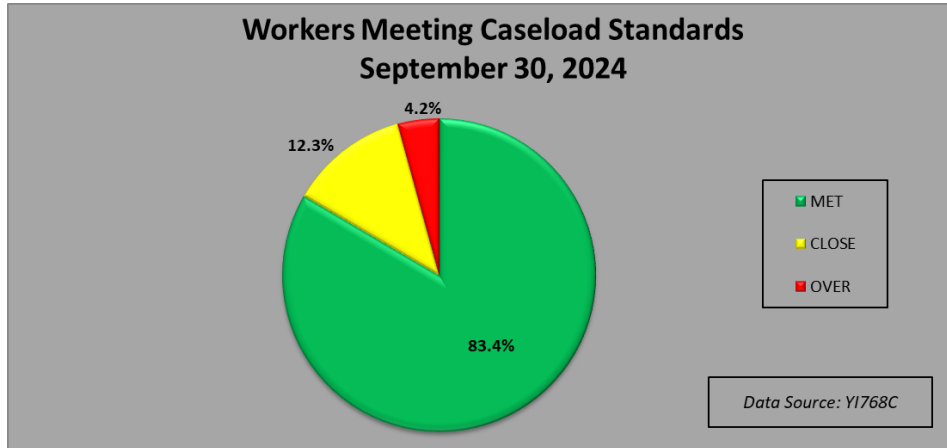
	Sep-2023	Oct-2023	Nov-2023	Dec-2023	Jan-2024	Feb-2024	Mar-2024	Apr-2024	May-2024	Jun-2024	Jul-2024	Aug-2024
# of Nights	1862	1770	1700	1684	1820	1727	1717	1654	1731	1920	1977	1767



	Sep-2023	Oct-2023	Nov-2023	Dec-2023	Jan-2024	Feb-2024	Mar-2024	Apr-2024	May-2024	Jun-2024	Jul-2024	Aug-2024
# of Children	99	93	91	85	99	97	99	91	97	99	100	105

Data: Data shown for the number of children will count some children more than once if their shelter stay extended from one month into the next.

Comments – October 2024: In August 2024, 105 children age 13 and older spent a total of 1,767 nights in the shelter. There were 1,240 children age 13-18 years in care in August 2024. Of those, 1,135 children did not spend a night in the shelter (91.5% of children in care age 13-18 years). There were 47 children age 13-18 years removed during the month of August and 35 of these children did not have a shelter stay (74.5% of children in care age 13-18 years).

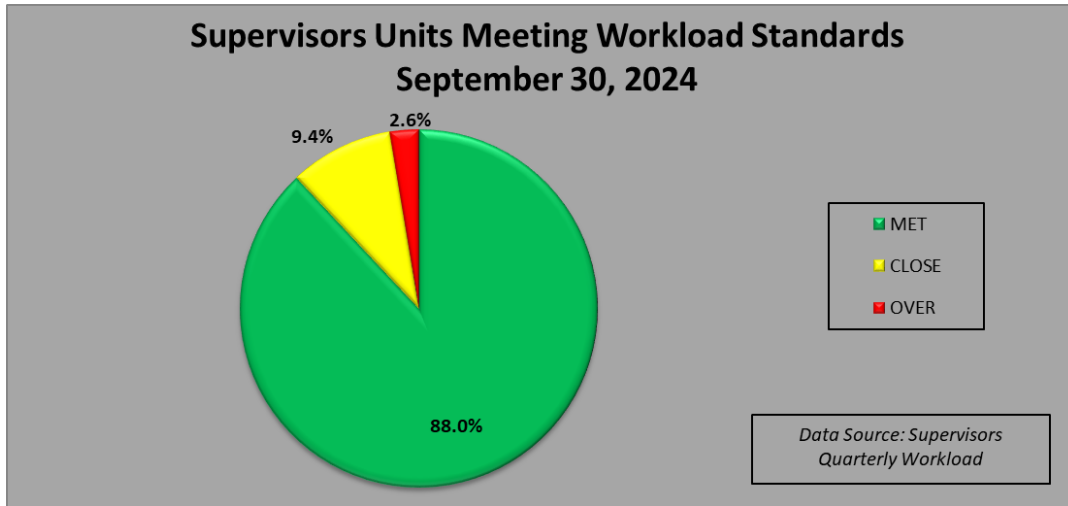


Quarterly Workload Standards Report				
July 1, 2024 - September 30, 2024				
Worker Type	Worker Days	% Met	% Close	% Over
ADOPTION SPECIALIST	3708	99.8%	.2%	.0%
RESOURCE FAMILY SPECIALIST	16684	98.1%	1.5%	.3%
COMPREHENSIVE	5184	93.1%	6.7%	.2%
PERMANENCY PLANNING	43370	92.3%	7.6%	.1%
PREVENTIVE/VOLUNTARY	4303	92.1%	7.3%	.6%
INVESTIGATION	31030	79.5%	14.0%	6.5%
RECRUITMENT	2850	100.0%	.0%	.0%
YTS	3363	98.7%	1.3%	.0%
TOTAL	110492	90.3%	7.8%	2.0%

Data Source: Quarterly Workload Summary, Run Date 10/01/24

Data: Utilizing the standards set forth in the Pinnacle Plan, each individual type of case is assigned a weight and then the weights are added up in order to determine a worker’s caseload. The consolidated workload tracking process allows Oklahoma to factor in the worker’s “Workload Capacity.” A snapshot is taken every morning at 12:00 am of the workload of all Child Welfare workers. The entire workload of workers with a qualifying assignment to a case (CPS, PP, FCS, Adoption, and Resource) are calculated and compared against the caseload standards. The workload is classified as meeting standards if it is 100% or below a caseload. If the workload is over 100% but less than 120% of a caseload, it is considered to be “over but close”; otherwise the workload is considered to be over the standard. The measure tracks each worker - each day to determine if they meet the standard, and this is called a “worker day”. Work performed by Child Welfare Specialists, is broken into multiple categories. This measure will look specifically at Permanency Planning, Preventive/Voluntary, Investigation, Adoption, Resource Family Specialist, Recruitment, and Adoption Transition Unit Workers. For reporting purposes, the Quarterly totals will be included, as well as a point in time percentage of the number of workers “meeting,” “close,” and “over” workload standards on the last day of the reporting period.

Comments – October 2024: As of 9/30/24, using the point in time Y1768C Workload data report, the percentage of Child Welfare Workers meeting the standard is 83.4%, with 12.3% being “Close”, and 4.2% being “Over Standard”. Of the 1,178 workers, 983 workers were meeting workload standards, 145 workers were close, and 50 workers were over the standard. For the period of July 1, 2024 – September 30, 2024, the quarterly data shows that the percentage of Child Welfare Workers “Met” the standard is 90.3%, with 7.8% being “Close,” and 2.0% “Over Standard.”



Data: This measure looks at Supervisor Units in regards to the worker standard per unit. There are two parts to determine if a supervisor unit meets the standard. First, the measure looks at the number of Child Welfare Workers each supervisor is currently supervising in their unit. The target is for each unit to have a ratio of 5 Child Welfare Workers to 1 Supervisor. If a Unit has a ratio of 5:1 or less, they are considered to meet the standard. Units are "Close" if they are 1-20% over with a ratio of 6:1. All Units with a ratio of 7:1 or over are considered "Over". Each worker accounts for 0.2% of a supervisor's workload capacity. Secondly, the measure looks at any of those supervisors who are currently supervising caseload carrying workers and also have primary assignments on their own workload. Because these workload assignments deduct from a supervisor's capacity to supervise their workers, this additional caseload must be factored into the measurement. Initially a supervisor was allowed to carry up to two case assignments, and those case assignments would not be calculated into the total workload. Any additional assignments on a supervisor's caseload would then be calculated at the same case type weight as on the worker's caseload and then combined with the supervisor capacity, which includes the number of workers supervised. Beginning with the reporting period ending December 2019, supervisors were no longer allotted the one or two assignments that did not add to the overall workload total. All assigned, countable work is now calculated into the supervisor's workload. With this combined calculation of the supervisor's workload capacity, it is then determined how many of these supervisor units are meeting the workload standard. This information is based on KIDS ORG data and HRMD Data and is point in time as of the last date of the reporting period.

Comments – October 2024: As of 9/30/24, the total number of Child Welfare Supervisor Units "Meeting the Standard" is 88.0%, with 9.4% being "Close," and 2.6% "Over Standard." There are 350 supervisor units with 308 units meeting the standard, 33 units close and 9 units over the standard.

Context Data		
Children in Out of Home Care Population Served August 2024 - 6,107 Children		
Age	# of Children	% of Total
0-1 Years	1238	20.3%
2-5 Years	1717	28.1%
6-12 Years	1912	31.3%
Over 13 Years	1240	20.3%
TOTAL	6107	100.0%
Race	# of Children	% of Total
White	2634	43.1%
African American	606	9.9%
Multi Race	2371	38.8%
Native American	457	7.5%
Pacific Islander / Asian	39	0.6%
TOTAL	6107	100.00%
<i>Hispanic</i>	<i>1046</i>	<i>17.1%</i>
*Note: Hispanic or Latino origin is not counted as a primary race		

