

PINNACLE PLAN MEASURES

MONTHLY SUMMARY REPORT

AUGUST 2013



PINNACLE PLAN MEASURES – MONTHLY SUMMARY REPORT – AUGUST 2013

The Oklahoma Department of Human Services is committed to improving the safety, permanency, and well-being of children served by the child welfare system. The Pinnacle Plan is the roadmap, and public reporting is critical to ensuring transparency and accountability. The [OKDHS Metrics, Baselines, and Targets Agreement -3/7/13](#) outlines how the outcomes are measured and reported. Monthly, Quarterly, and Biannual Reports will be made available to the public. Beginning in July 2013, monthly updates will be posted on the 20th day of each month or the following business day.

Oklahoma is committed to good faith efforts and positive trending toward the goals outlined in the plan. Each monthly report will include four performance areas, comprised of ten specific metric elements. These are: Foster Care Safety, Counts for New Foster Homes, Worker Contacts, and Shelter Usage. In addition to metrics public reporting, OKDHS posts [The Pinnacle Plan - Quarterly Updates](#), which provide valuable information regarding plan initiatives.

Demographics of children are included in monthly and semi-annual reports as context data. This information is helpful in understanding the population being served by the child welfare system.

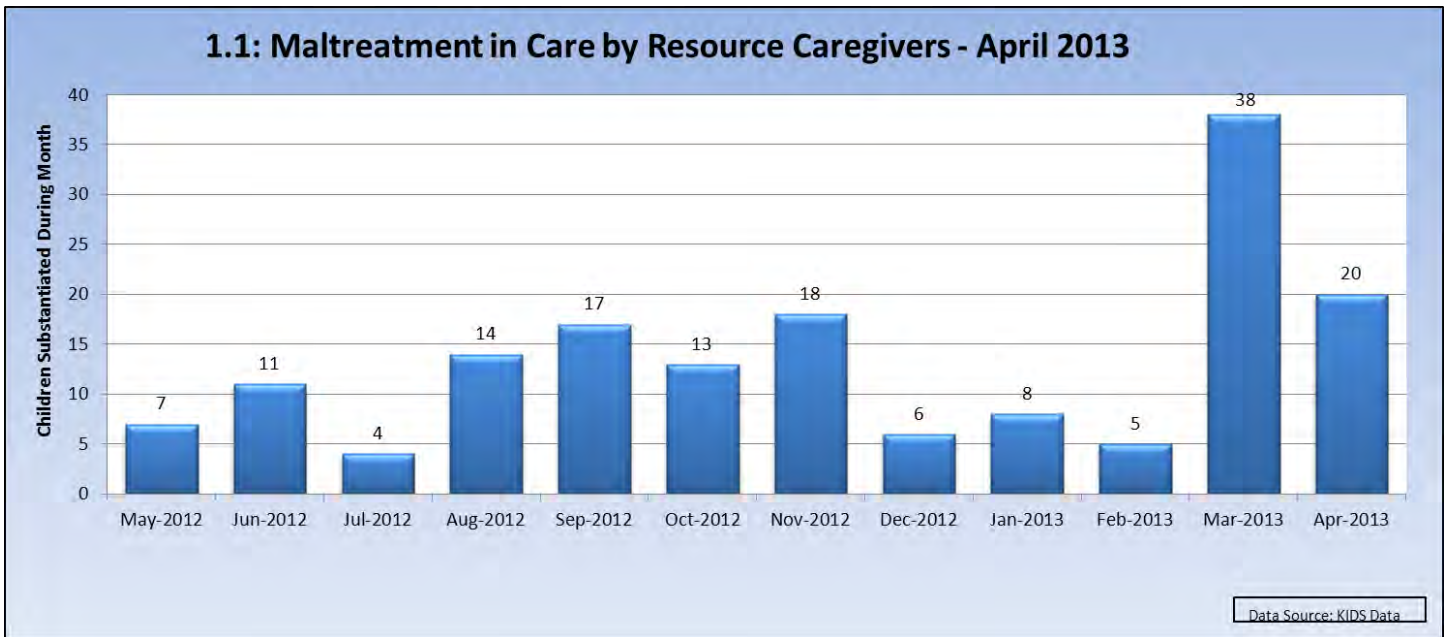
OKDHS was the first state agency to have a federally approved statewide automated child welfare information system (KIDS System) and continues to strive for high quality data. **The data in this report is subject to change due to ongoing data entry, changes in definitions, and/or data quality issues that may be discovered through the process.**

To review specific measures, click on the link in the [Monthly Summary Table](#). This link will lead to graphs and tables with detailed information for each measure. To view a printable version of the monthly reports, please click [here](#).

If you have questions or feedback regarding the Pinnacle Plan, please email us at dhs.childwelfareplan@okdhs.org.

Pinnacle Measure		Pinnacle Plan Measures - Monthly Summary Report - August 2013					
		Name	Description	Period Ending	Monthly Count		
				Total Served / # Not Victims	# of Victims - April		
Foster Care Safety	1.1	Maltreatment by Resource Caregivers	Of all children in foster care during the reporting period, what number and percent were not victims of substantiated or indicated maltreatment (abuse and/or neglect) by foster parent or facility staff member.	4/30/2013	10,531	20 children	
					10,511		
	1.2	Maltreatment by Parents in Custody	Of all children in the legal custody of OKDHS during the reporting period, what number and percent were not victims of substantiated or indicated maltreatment (abuse and/or neglect) by a parent.	4/30/2013	10,531	35 Children	
					10,496		
				July Total	SFY TOTAL to Date		
Resource Homes	2.1	Foster Homes	Newly approved foster homes	7/31/2013	58	58 Foster Homes	
	2.3	Therapeutic Foster Homes	Newly approved therapeutic foster homes.	7/31/2013	6	6 TFC Homes	
				Contacts Made	Contacts Required	% Contacts Made	
Worker Contacts	3.1	Frequency of Contacts	The percentage of the total minimum number of required monthly face-to-face contacts that took place during the reporting period between case workers and children in foster care for at least 1 calendar month during the reporting period.	7/31/2013	9,161	9,634	95.1%
	3.2	Frequency of Primary Worker Contacts	The percentage of the total minimum number of required monthly face-to-face contacts that took place during the reporting period between primary caseworkers and children in foster care for at least 1 calendar month during the reporting period.	7/31/2013	6,765	9,634	70.2%
				July Total	6 Month Total - NIGHTS		
Shelter Use	5.1	Shelter Use Under 2	The number of child-nights during the past six months involving children under age 2 years.	7/31/2013	180 Nights 21 Children	533 Nights	
	5.2	Shelter Use 2 to 5	The number of child-nights during the past six months involving children age 2 years to 5 years.	7/31/2013	845 Nights 67 Children	4292 Nights	
	5.3	Shelter Use 6 to 12	The number of child-nights during the past six months involving children age 6 years to 12 years.	7/31/2013	4006 Nights 243 Children	22099 Nights	
	5.4	Shelter Use Over 12	The number of child-nights during the past six months involving children age 13 years or older.	7/31/2013	4056 Nights 224 Children	22805 Nights	
Context Data		Demographical Information on Children In Care, including age and race		NOTE:** This is not a Pinnacle Plan Measure. Demographical Data Only			

1.1: Maltreatment in Care by Resource Caregivers



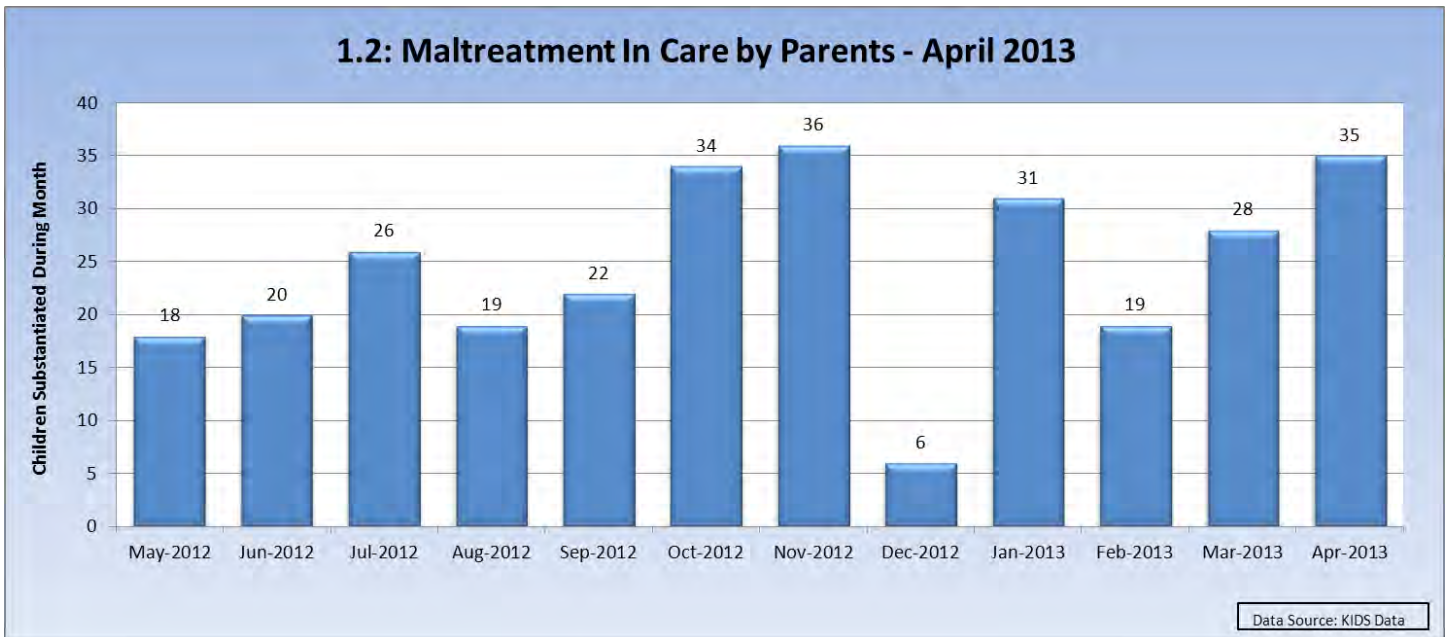
	May-2012	Jun-2012	Jul-2012	Aug-2012	Sep-2012	Oct-2012	Nov-2012	Dec-2012	Jan-2013	Feb-2013	Mar-2013	Apr-2013
# of Children Served	9382	9529	9545	9774	9671	9710	9802	9841	9851	9998	10280	10531
# of Children without abuse	9375	9518	9541	9760	9654	9697	9784	9835	9843	9993	10242	10511
# of Children with abuse	7	11	4	14	17	13	18	6	8	5	38	20

Data: The Maltreatment in Care Measure by Resource Caregiver incorporates a 90 day lag time in order to allow for the Appeal/Program review process to complete. The data reflects substantiations in the month that the investigation was completed and not necessarily in the month that the abuse or neglect occurred. This measure includes all children placed in foster care homes and kinship homes (which are relative placements). Oklahoma began including children substantiated of maltreatment by the Office of Client Advocacy in institutional settings in March 2013.

Comments:

Aug 2013: In April 2013 there were 20 reports of maltreatment to children while in out of home care.

1.2: Maltreatment in Care by Parents



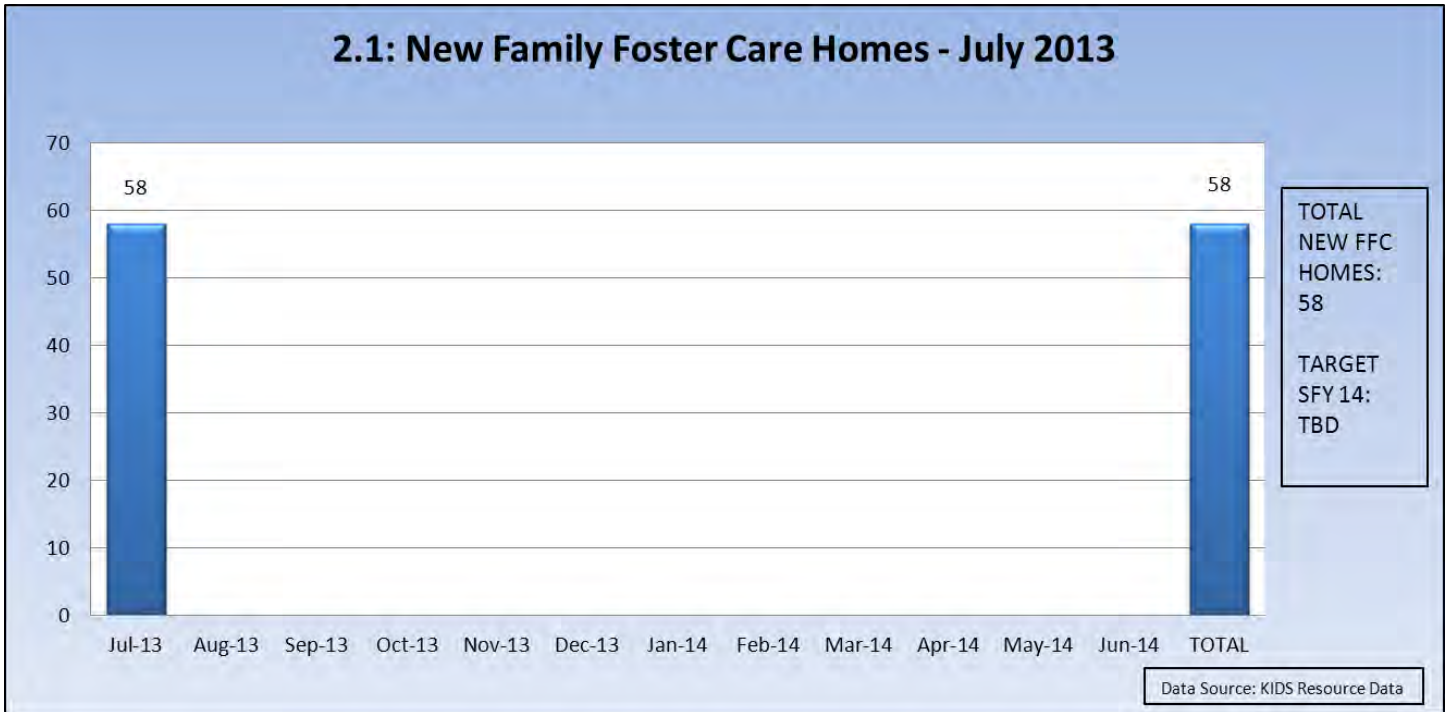
	May-2012	Jun-2012	Jul-2012	Aug-2012	Sep-2012	Oct-2012	Nov-2012	Dec-2012	Jan-2013	Feb-2013	Mar-2013	Apr-2013
# of Children Served	9382	9529	9545	9774	9671	9710	9802	9841	9851	9998	10282	10531
# of Children without abuse	9364	9509	9519	9755	9649	9676	9766	9835	9820	9979	10254	10496
# of Children with abuse	18	20	26	19	22	34	36	6	31	19	28	35

Data: The Maltreatment in Care by Parents measure incorporates a 90 day lag for reporting. The data reflects substantiations in the month that the investigation was completed and not necessarily in the month that the abuse or neglect occurred.

Comments:

Aug 2013: The Federal government requires that we report on all children in DHS custody, regardless of when the abuse or neglect occurred. Of the 35 reported children in April 2013, 11 of those children were reporting on abuse that occurred prior to coming into DHS custody.

2.1: New Family Foster Care Homes



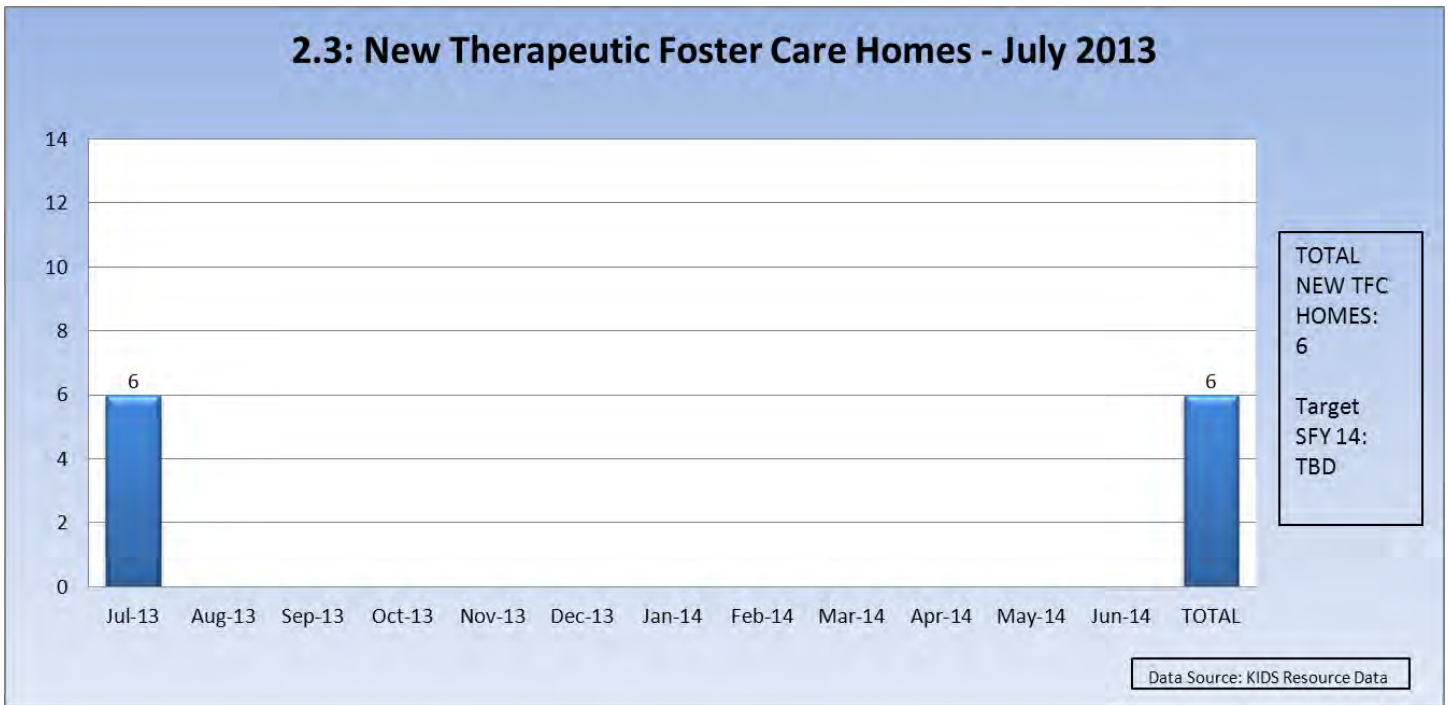
Month	July 2013	Aug 2013	Sept 2013	Oct 2013	Nov 2013	Dec 2013	Jan 2014	Feb 2014	Mar 2014	Apr 2014	May 2014	Jun 2014	Total
# of New FFC Homes	58	0	0	0	0	0	0	0	0	0	0	0	58

Data: Total Count of New Foster Homes includes all Contracted Foster Care Homes, Foster Family Homes, Emergency Foster Care Homes, Shelter Host Homes, and Supported Foster Homes by month that they were opened using the agreed upon criteria. (This does not include Kinship or Tribal Homes.)

Comments:

Aug 2013: In July 2013, there were a total of 58 new foster homes opened.

2.3: New Therapeutic Foster Care Homes

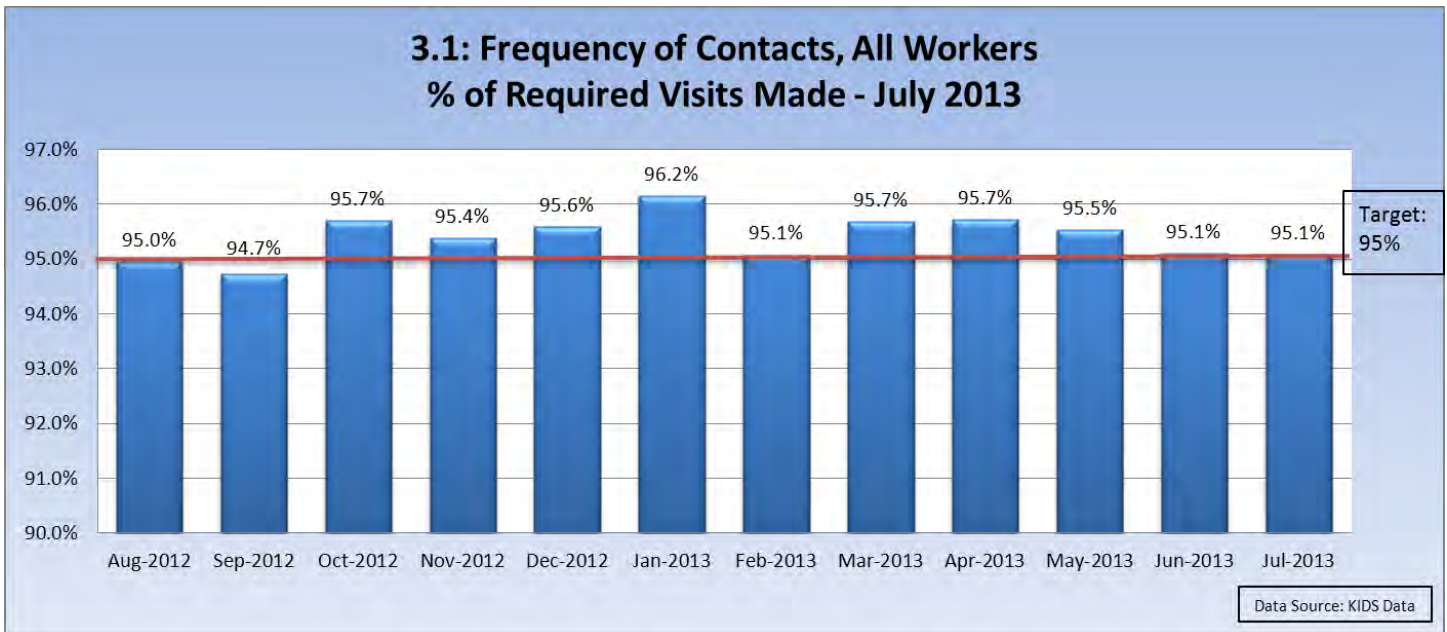


Month	July 2013	Aug 2013	Sept 2013	Oct 2013	Nov 2013	Dec 2013	Jan 2014	Feb 2014	Mar 2014	Apr 2014	May 2014	Jun 2014	Total
# of New TFC Homes	6	0	0	0	0	0	0	0	0	0	0	0	6

Data: Total Count of New Therapeutic Foster Homes includes all new TFC Homes, by month that they were opened using the agreed upon criteria.

Comments:
Aug 2013: In July 2013, there were 6 new TFC homes opened.

3.1: Worker Contacts



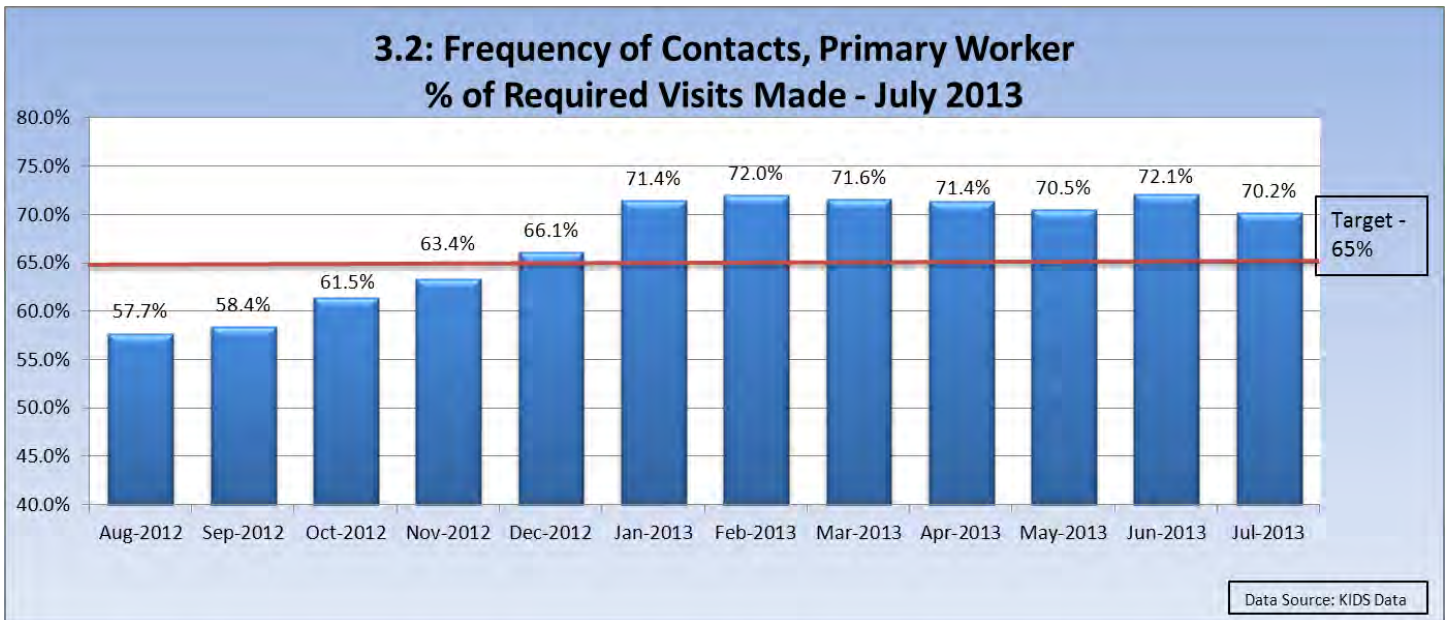
	Aug-2012	Sep-2012	Oct-2012	Nov-2012	Dec-2012	Jan-2013	Feb-2013	Mar-2013	Apr-2013	May-2013	Jun-2013	Jul-2013
Contacts Made by Any Worker	8076	8129	8290	8371	8324	8478	8516	8702	8976	9119	9103	9161
Minimum Contacts Required	8505	8582	8662	8776	8708	8817	8957	9094	9377	9545	9572	9634
% Made	95.0%	94.7%	95.7%	95.4%	95.6%	96.2%	95.1%	95.7%	95.7%	95.5%	95.1%	95.1%

Data: The Data reflects the total number of required visits due to children in out of home care and the number of total required visits made for a given month. Only one visit per month is counted even though multiple visits may have been made during the month.

Comments:

Aug 2013: The visitation rate for all worker visits in July 2013 was 95.1%.

3.2: Primary Worker Contacts



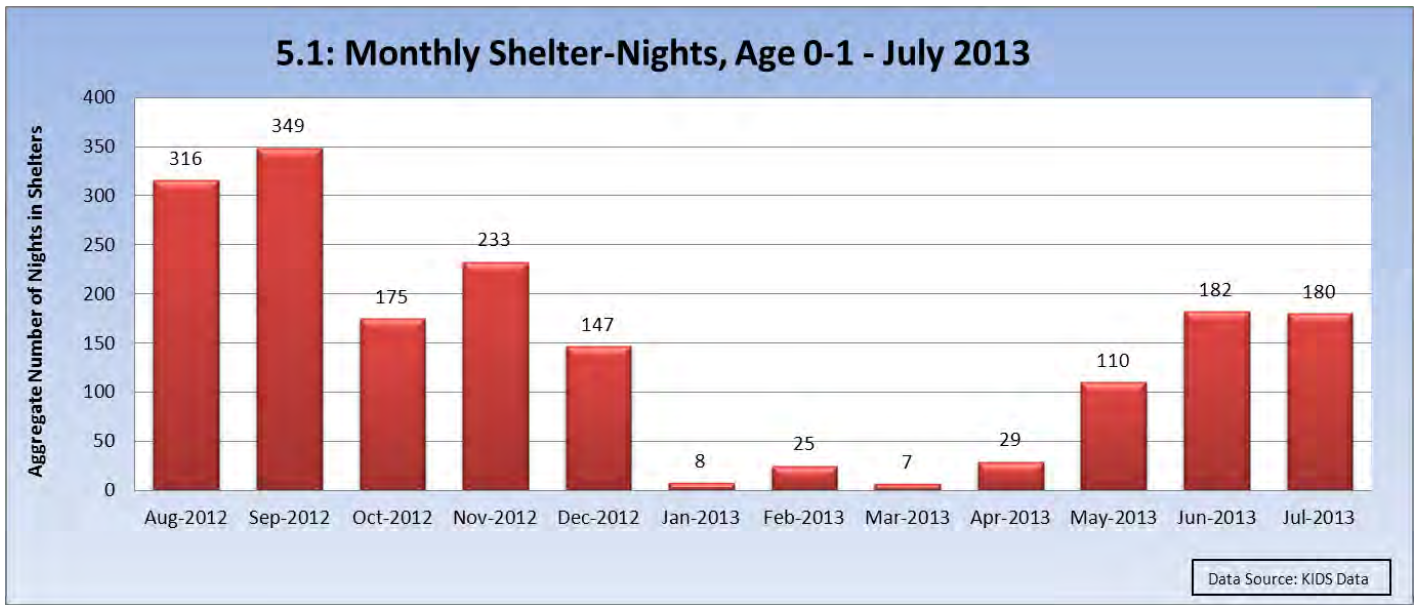
	Aug-2012	Sep-2012	Oct-2012	Nov-2012	Dec-2012	Jan-2013	Feb-2013	Mar-2013	Apr-2013	May-2013	Jun-2013	Jul-2013
Contacts Made by Primary Worker	4909	5014	5324	5561	5759	6298	6446	6508	6693	6733	6904	6765
Minimum Contacts Required	8505	8582	8662	8776	8708	8817	8957	9094	9377	9545	9572	9634
% Made	57.7%	58.4%	61.5%	63.4%	66.1%	71.4%	72.0%	71.6%	71.4%	70.5%	72.1%	70.2%

Data: The Data reflects the total number of required visits due to children in out of home care and the number of total required visits made by the primary assigned worker for a given month. Only one visit per month by the primary worker is counted even though multiple visits may have been made by multiple workers during the month.

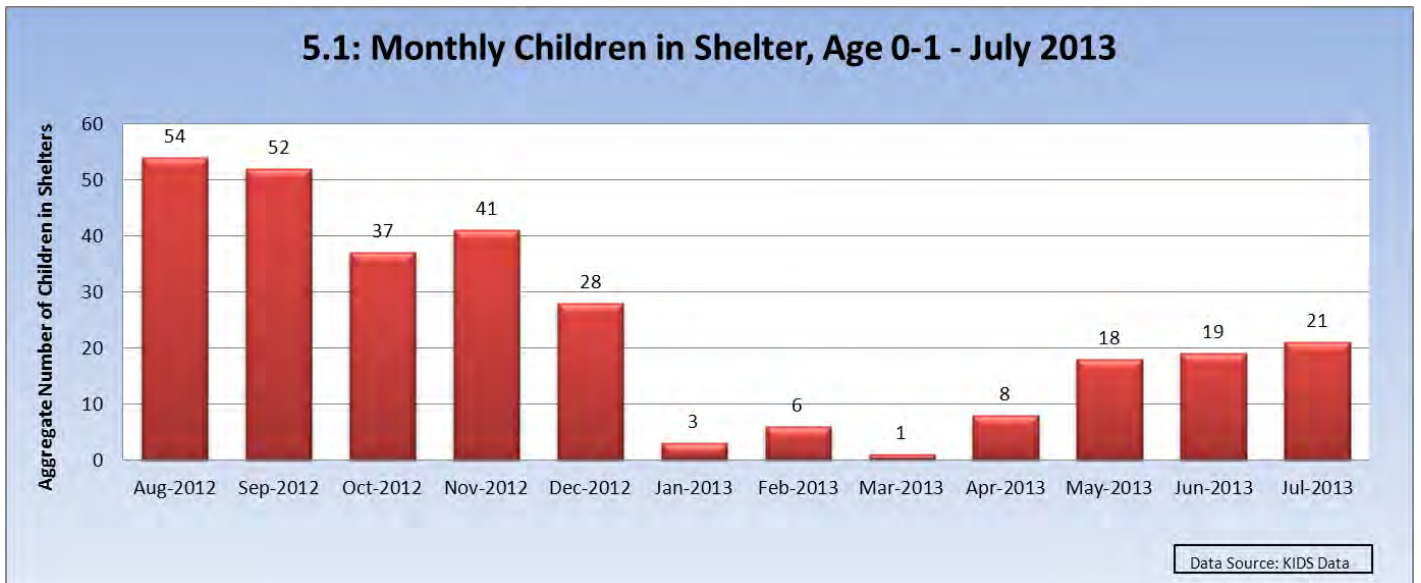
Comments:

Aug 2013: The worker visitation rate for primary workers in July 2013 was 70.2%.

5.1: Shelter Use – Age 0-1 Years



	Aug-2012	Sep-2012	Oct-2012	Nov-2012	Dec-2012	Jan-2013	Feb-2013	Mar-2013	Apr-2013	May-2013	Jun-2013	Jul-2013
# of Nights	316	349	175	233	147	8	25	7	29	110	182	180



	Aug-2012	Sep-2012	Oct-2012	Nov-2012	Dec-2012	Jan-2013	Feb-2013	Mar-2013	Apr-2013	May-2013	Jun-2013	Jul-2013
# of Children	54	52	37	41	28	3	6	1	8	18	19	21

Data: Data shown for the number of children will count some children more than once if their shelter stay extended from one month into the next. This measure was implemented 12/31/12. Automatic exceptions will be made for children age 0-1 in the following circumstances: If the child is part of a sibling set of 4 or more, a child placed with a minor parent who is also in DHS custody, or medically fragile children requiring 24 hour care.

Comments:

Aug 2013: In July 2013, 21 children age 0-1 years spent a total of 180 nights in the shelter. Of these 21 children, 5 met the automatic exception as part of a sibling set of four or more and 3 children were placed in the shelter with a minor parent who is also in DHS custody.

5.2: Shelter Use – Age 2-5 Years

5.2: Monthly Shelter-Nights, Age 2-5 - July 2013



Data Source: KIDS Data

	Aug-2012	Sep-2012	Oct-2012	Nov-2012	Dec-2012	Jan-2013	Feb-2013	Mar-2013	Apr-2013	May-2013	Jun-2013	Jul-2013
# of Nights	1415	1283	1291	1109	903	907	634	493	758	843	719	845

5.2: Monthly Children in Shelter, Age 2-5 - July 2013



Data Source: KIDS Data

	Aug-2012	Sep-2012	Oct-2012	Nov-2012	Dec-2012	Jan-2013	Feb-2013	Mar-2013	Apr-2013	May-2013	Jun-2013	Jul-2013
# of Children	136	97	105	99	93	80	62	51	64	71	76	67

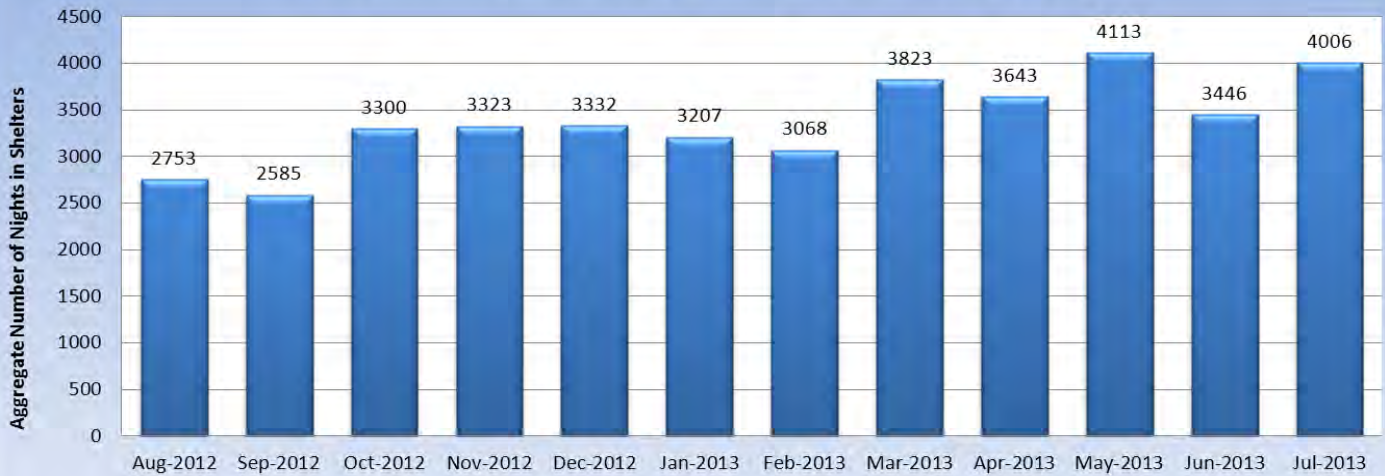
Data: Data shown for the number of children will count some children more than once if their shelter stay extended from one month into the next. The Pinnacle Plan commitment is to stop the use of shelters for children age 2-5 years beginning 7/1/13.

Comments:

Aug 2013: In July 2013, 67 children, age 2-5 years spent a total of 845 nights in the shelter. Of these 67 children, 18 met the automatic exception as part of a sibling set of 4 or more.

5.3: Shelter Use – Age 6-12 Years

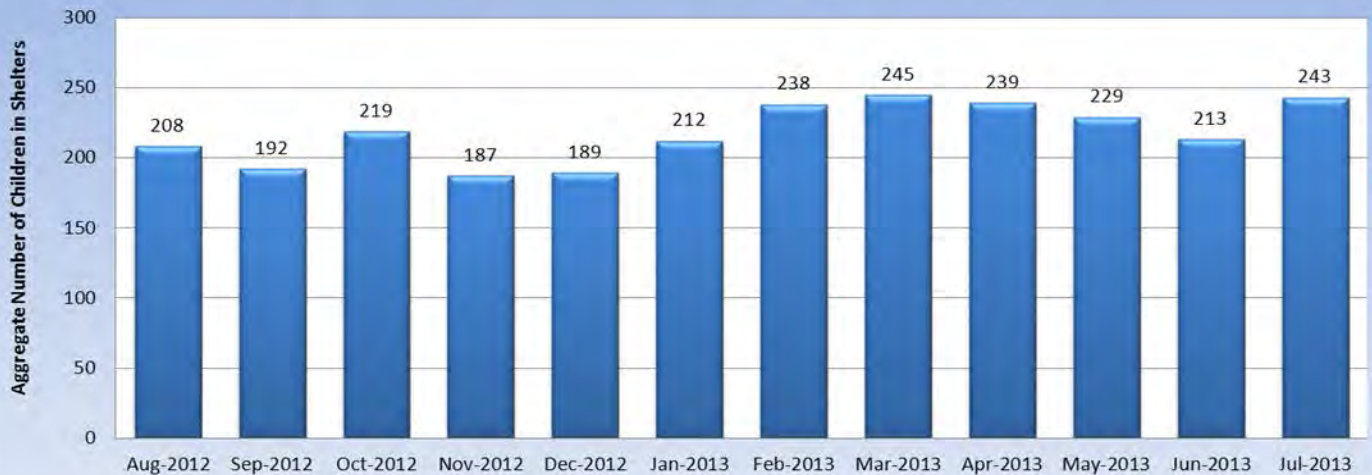
5.3: Monthly Shelter-Nights, Age 6-12 - July 2013



Data Source: KIDS Data

	Aug-2012	Sep-2012	Oct-2012	Nov-2012	Dec-2012	Jan-2013	Feb-2013	Mar-2013	Apr-2013	May-2013	Jun-2013	Jul-2013
# of Nights	2753	2585	3300	3323	3332	3207	3068	3823	3643	4113	3446	4006

5.3: Monthly Children in Shelter, Age 6-12 - July 2013



Data Source: KIDS Data

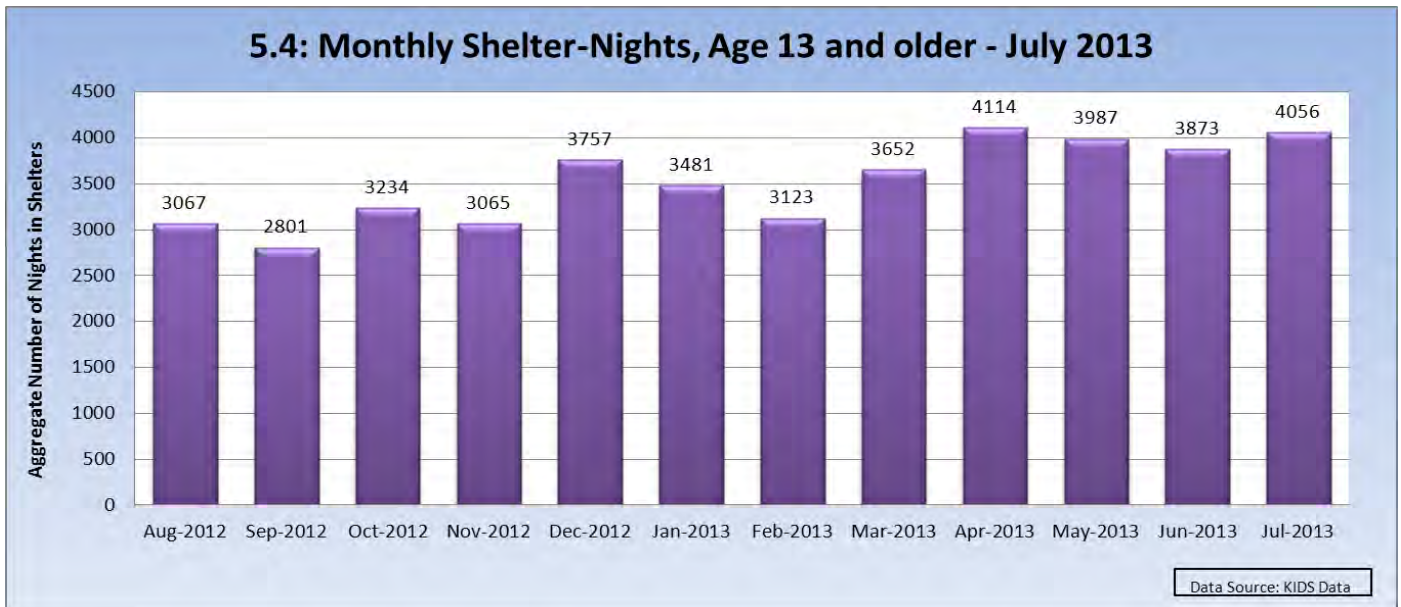
	Aug-2012	Sep-2012	Oct-2012	Nov-2012	Dec-2012	Jan-2013	Feb-2013	Mar-2013	Apr-2013	May-2013	Jun-2013	Jul-2013
# of Children	208	192	219	187	189	212	238	245	239	229	213	243

Data: Data shown for the number of children will count some children more than once if their shelter stay extended from one month into the next. The Pinnacle Plan commitment is to stop the use of shelters for children age 6-12 years beginning 7/1/2014.

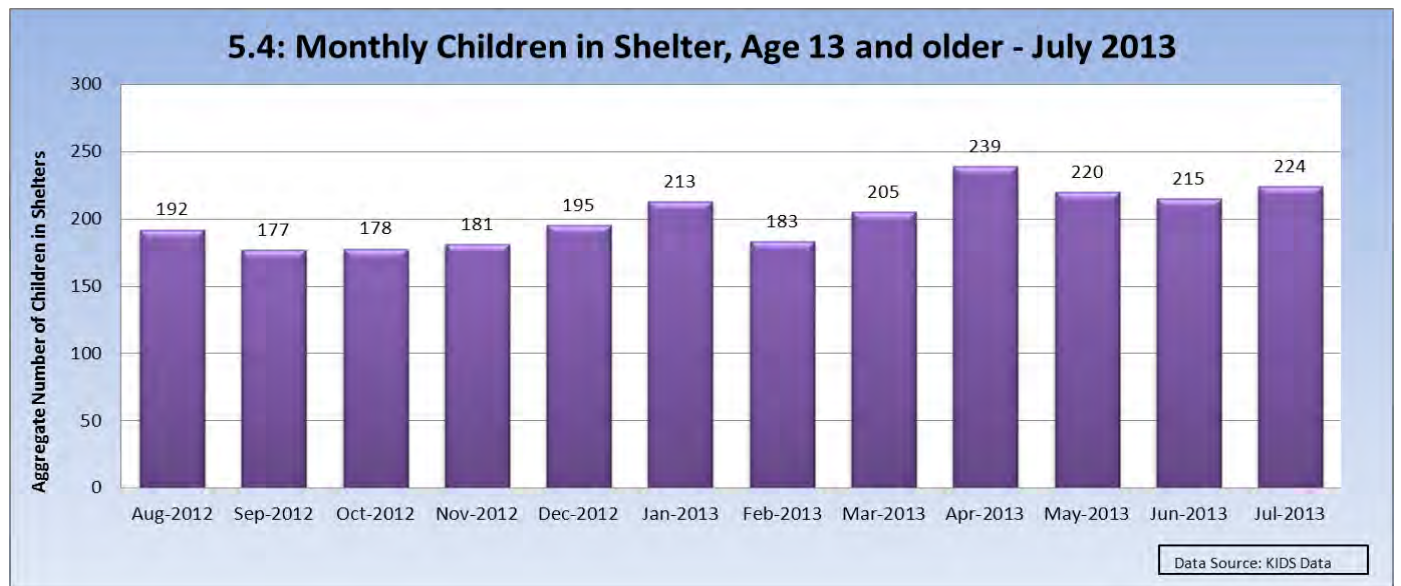
Comments:

Aug 2013: In July 2013, 243 children, age 6-12 years spent a total of 4006 nights in the shelter.

5.4: Shelter Use – Age 13 Years and Older



	Aug-2012	Sep-2012	Oct-2012	Nov-2012	Dec-2012	Jan-2013	Feb-2013	Mar-2013	Apr-2013	May-2013	Jun-2013	Jul-2013
# of Nights	3067	2801	3234	3065	3757	3481	3123	3652	4114	3987	3873	4056



	Aug-2012	Sep-2012	Oct-2012	Nov-2012	Dec-2012	Jan-2013	Feb-2013	Mar-2013	Apr-2013	May-2013	Jun-2013	Jul-2013
# of Children	192	177	178	181	195	213	183	205	239	220	215	224

Data: Data shown for the number of children will count some children more than once if their shelter stay extended from one month into the next.

Comments:

Aug 2013: In July 2013, 224 children age 13 and older spent a total of 4056 nights in the shelter.

Context Data		
Total Number of Children in Out of Home Care July 2013 - 10,598 Children		
Age	# of Children	% of Total
0-1 Years	1872	17.66%
2-5 Years	3334	31.46%
6-12 Years	3634	34.29%
Over 13 Years	1758	16.59%
Race	# of Children	% of Total
White	4083	38.53%
African American	1125	10.62%
Multi Race	2889	27.26%
Native American	747	7.05%
Hispanic*	1733	16.35%
Pacific Islander	4	0.04%
Asian	17	0.16%
TOTAL	10598	100.00%

*Note: Hispanic or Latino origin is not counted as a primary race

