


CHILD ABUSE AND NEGLECT **STATISTICS**

ADDENDUM: CHILD DEATHS AND NEAR DEATHS

STATE FISCAL YEAR 2020
July 2019 — June 2020



OKLAHOMA
Human Services

TABLE OF CONTENTS

Statistics-Introduction.....	2
Child Deaths Substantiations	
Child Deaths 2011 - 2020.....	3
Child Deaths by County.....	4
Child Death Categories	
Age of Child	5
Abuse and Neglect	5
Race	6
Gender	6
Cause of Death.....	7
Child Death by Perpetrator	
Child Abuse by Relationship	8
Child Neglect by Relationship.....	8
Age of Perpetrator.....	9
Child Near Deaths Substantiations	
Child Near Deaths 2011 - 2020.....	10
Child Near Deaths by County.....	11
Child Near Death Categories	
Age of Child	12
Abuse and Neglect	12
Race	13
Gender	13
Cause of Near Death.....	14
Child Near Death by Perpetrator	
Child Abuse by Relationship	15
Child Neglect by Relationship.....	15
Age of Perpetrator.....	16

STATISTICS – INTRODUCTION

This statistical document is an addendum to the State Fiscal Year 2020 Child Abuse and Neglect Statistics and pertains solely to child deaths and near deaths that were investigated and substantiated to be the result of child abuse or neglect by the person responsible for the child's care. The 30 child death and 43 near death victims in this document were previously included in the overall total of 15,911 children substantiated to be victims of abuse and neglect in state fiscal year 2020.

Oklahoma Human Services (OKDHS) is charged with the responsibility of promptly investigating all reports of child deaths and near deaths alleged to be the result of abuse or neglect by the person responsible for the child's care. Persons responsible for the care of children are parents, guardians, custodians, foster parents, any other adults living in the home of the child, and operators, owners, or employees of child care facilities or homes.

For purposes of this document, the definition of near death is when a child is admitted to a hospital in either serious or critical condition with injuries sustained from abuse or neglect by the person responsible for the child's care. OKDHS began publishing near death data in state fiscal year 2004.

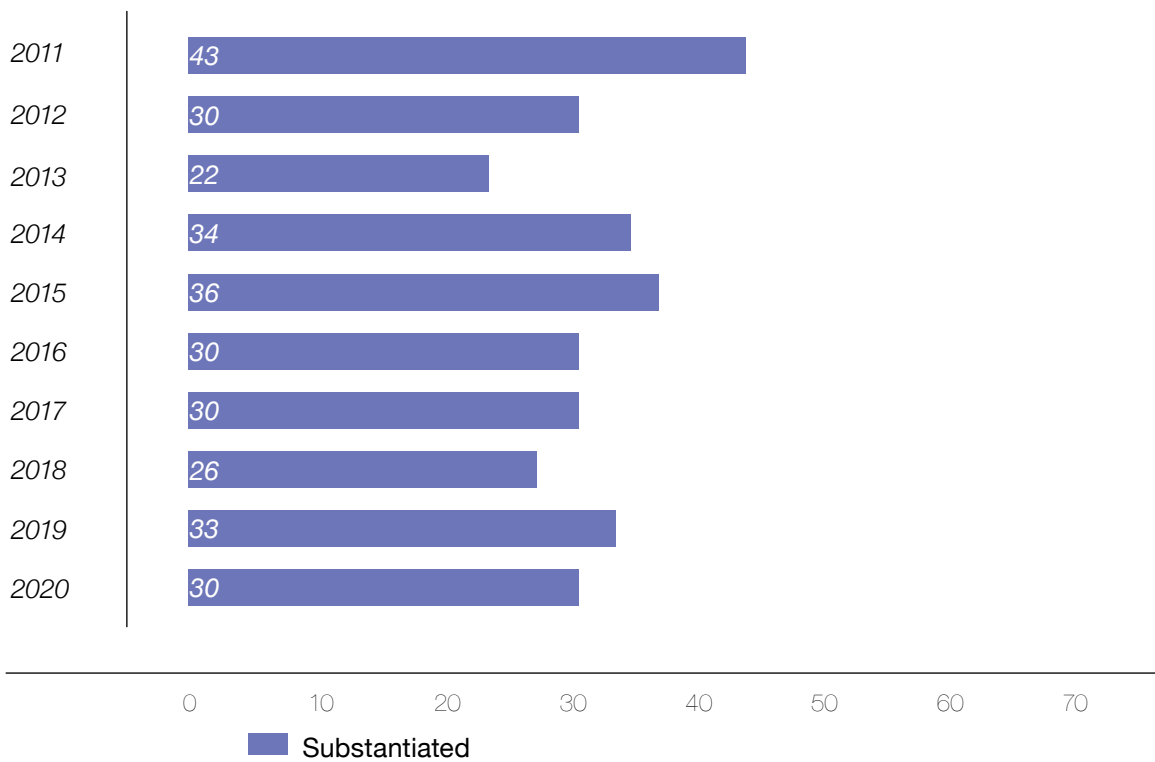
CHILD DEATH SUBSTANTIATIONS

In state fiscal year 2020, there were 30 child deaths substantiated to be the result of child abuse or neglect. The chart below details the number of deaths that have occurred each year since FY2011.

SUBSTANTIATED CHILD ABUSE AND NEGLECT DEATHS BY YEAR

State Fiscal Years 2011 through 2020

Fiscal Year	Deaths	Fiscal Year	Deaths
2011	43	2016	30
2012	30	2017	30
2013	22	2018	26
2014	34	2019	33
2015	36	2020	30



Source: OKDHS Child Welfare Services Division

The map below details the substantiated child abuse and neglect deaths by county.

State Fiscal Year 2020

Adair	0	Cotton	0	Jackson	0	McIntosh	0	Rogers	0
Alfalfa	0	Craig	1	Jefferson	0	Murray	0	Roger Mills	0
Atoka	0	Creek	0	Johnston	1	Muskogee	0	Seminole	0
Beaver	0	Custer	0	Kay	0	Noble	1	Sequoyah	0
Beckham	0	Delaware	0	Kingfisher	0	Nowata	0	Stephens	0
Blaine	0	Dewey	0	Kiowa	0	Okfuskee	0	Texas	0
Bryan	1	Ellis	0	Latimer	0	Oklahoma	0	Tillman	0
Caddo	0	Garfield	0	LeFlore	0	Okmulgee	0	Tulsa	9
Canadian	1	Garvin	0	Lincoln	0	Osage	0	Wagoner	3
Carter	0	Grady	0	Logan	0	Ottawa	1	Washington	0
Cherokee	1	Grant	0	Love	0	Pawnee	0	Washita	0
Choctaw	1	Greer	0	Major	1	Payne	0	Woods	0
Cimarron	0	Harmon	0	Marshall	2	Pittsburg	0	Woodward	0
Cleveland	4	Harper	0	Mayes	0	Pontotoc	0		
Coal	0	Haskell	0	McClain	0	Pottawatomie	1		
Comanche	2	Hughes	0	McCurtain	0	Pushmataha	0	Total	30



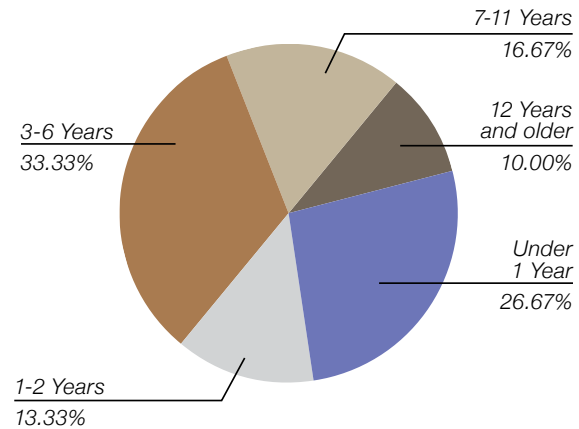
CHILD DEATH CATEGORIES

As shown on the chart below, preschool children make up the majority of deaths by abuse and neglect.

SUBSTANTIATED DEATHS AS A RESULT OF CHILD ABUSE AND NEGLECT BY AGE OF CHILD

State Fiscal Year 2020

Age	Count	Percent
Under 1 Year	8	26.67%
1-2 Years	4	13.33%
3-6 Years	10	33.33%
7-11 Years	5	16.67%
12 Years and older	3	10.00%
TOTAL	30	100.00%



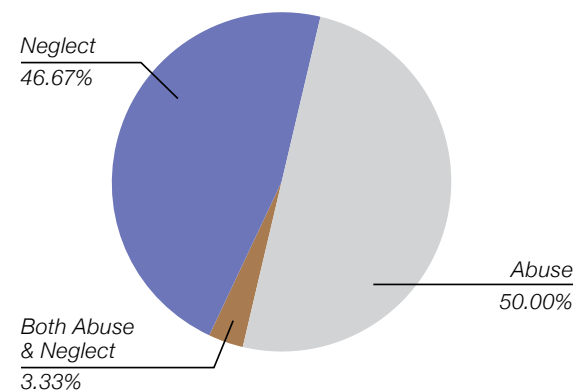
Source: OKDHS Child Welfare Services Division

As shown in the chart below, abuse accounts for slightly more deaths than those resulting from neglect.

SUBSTANTIATED DEATHS AS A RESULT OF CHILD ABUSE AND NEGLECT

State Fiscal Year 2020

Category	Count	Percent
Abuse	15	50.00%
Neglect	14	46.67%
Both Abuse and Neglect	1	3.33%
TOTAL	30	100.00%



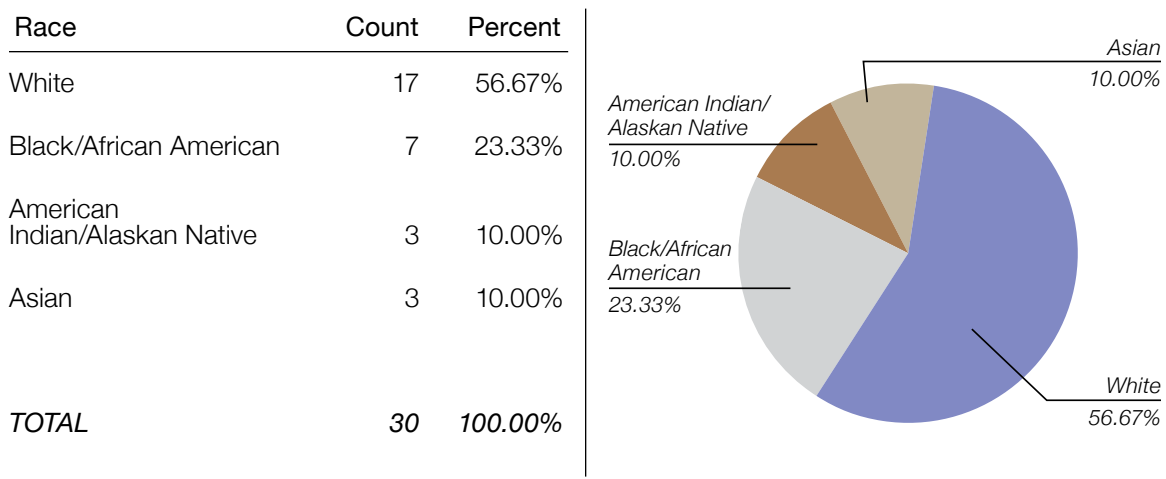
Source: OKDHS Child Welfare Services Division

CHILD DEATH CATEGORIES

The race of the child victim in substantiated child abuse and neglect deaths is shown on the chart below.

SUBSTANTIATED DEATHS AS A RESULT OF CHILD ABUSE AND NEGLECT BY RACE OF CHILD VICTIM

State Fiscal Year 2020

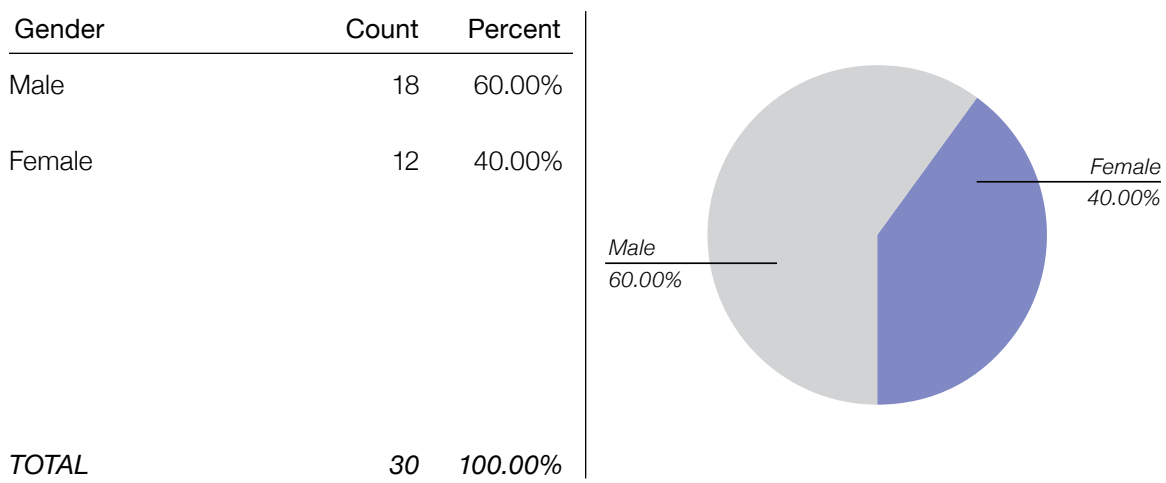


Source: OKDHS Child Welfare Services Division

The gender of the child victim in substantiated child abuse and neglect deaths is shown on the chart below.

SUBSTANTIATED DEATHS AS A RESULT OF CHILD ABUSE AND NEGLECT BY GENDER OF CHILD VICTIM

State Fiscal Year 2020



Source: OKDHS Child Welfare Services Division

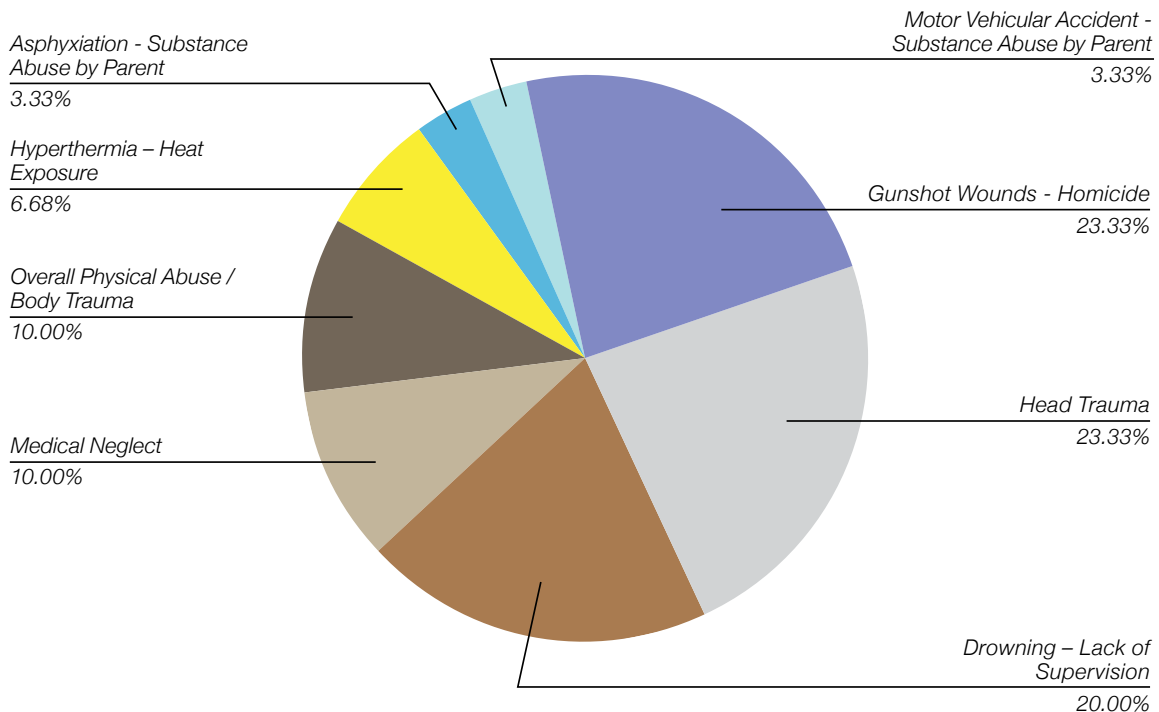
CHILD DEATH CATEGORIES

The cause of death of the child victim in substantiated child abuse and neglect deaths is shown on the chart below.

SUBSTANTIATED DEATHS AS A RESULT OF CHILD ABUSE AND NEGLECT BY CAUSE OF DEATH

State Fiscal Year 2020

Category	Count	Percent	Category	Count	Percent
Gunshot Wounds - Homicide	7	23.33%	Hyperthermia - Heat Exposure	2	6.68%
Head Trauma	7	23.33%	Asphyxiation - Substance Abuse by Parent	1	3.33%
Drowning - Lack of Supervision	6	20.00%	Motor Vehicular Accident - Substance Abuse by Parent	1	3.33%
Medical Neglect	3	10.00%	TOTAL	30	100.00%
Overall Physical Abuse / Body Trauma	3	10.00%			



Source: OKDHS Child Welfare Services Division

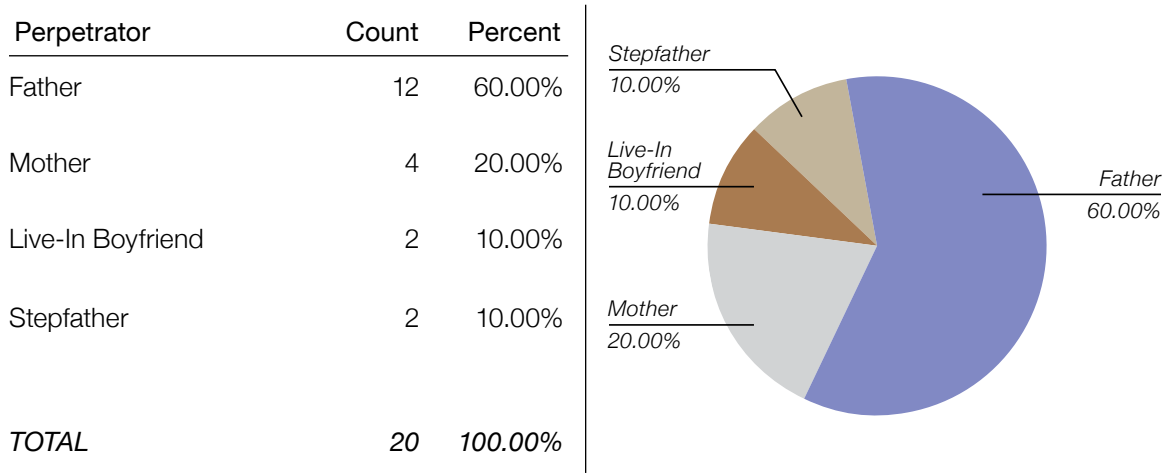
CHILD DEATH PERPETRATORS

The relationship of the perpetrator to the child victim in substantiated child abuse deaths is shown on the chart below.

Note: In some incidents of substantiated child abuse, more than one perpetrator is identified so the chart reflects information on both primary and secondary perpetrators.

SUBSTANTIATED DEATHS AS A RESULT OF CHILD ABUSE BY PERPETRATOR

State Fiscal Year 2020



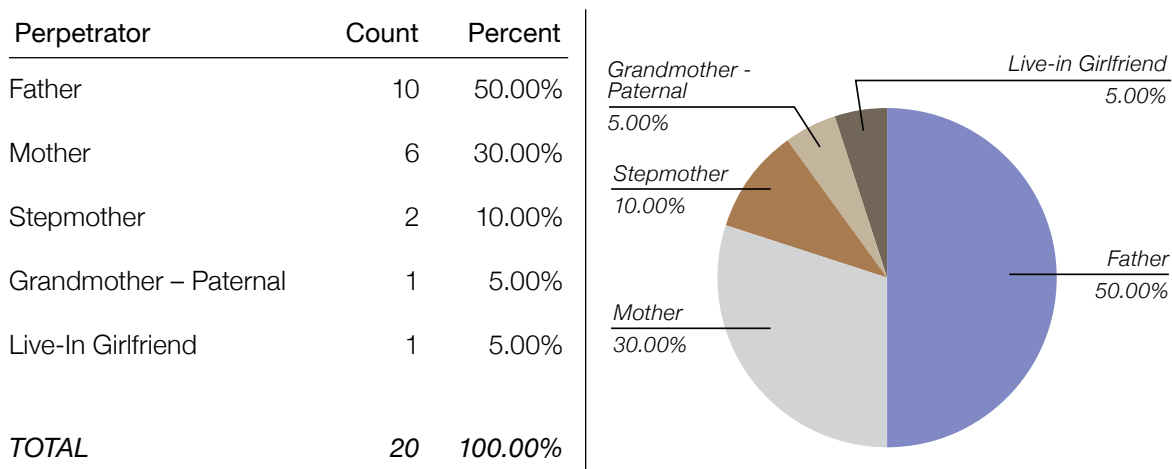
Source: OKDHS Child Welfare Services Division

The relationship of the perpetrator to the child victim in substantiated child neglect deaths is shown on the chart below.

Note: In some incidents of substantiated child neglect, more than one perpetrator is identified so the chart reflects information on both primary and secondary perpetrators.

SUBSTANTIATED DEATHS AS A RESULT OF CHILD NEGLECT BY PERPETRATOR

State Fiscal Year 2020



Source: OKDHS Child Welfare Services Division

CHILD DEATH PERPETRATORS

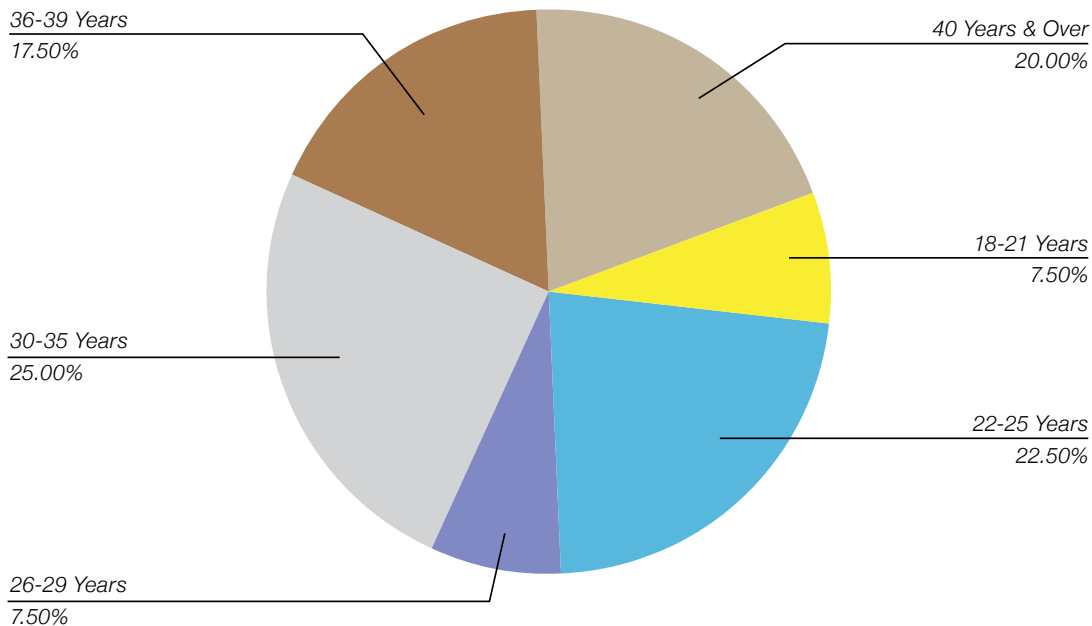
The age range of the perpetrators in substantiated child abuse and neglect deaths is shown on the chart below.

NOTE: In some incidents of substantiated child abuse and neglect, more than one perpetrator is identified so the chart reflects information on both primary and secondary perpetrators.

SUBSTANTIATED DEATHS AS A RESULT OF CHILD ABUSE AND NEGLECT BY AGE OF PERPETRATOR

State Fiscal Year 2020

Perpetrator	Count	Percent	Perpetrator	Count	Percent
Under 18 Years	0	0.00%	30-35 Years	10	25.00%
18-21 Years	3	7.50%	36-39 Years	7	17.50%
22-25 Years	9	22.50%	40 Years & Over	8	20.00%
26-29 Years	3	7.50%	TOTAL	40	100.00%



Source: OKDHS Child Welfare Services Division

CHILD NEAR DEATH SUBSTANTIATIONS

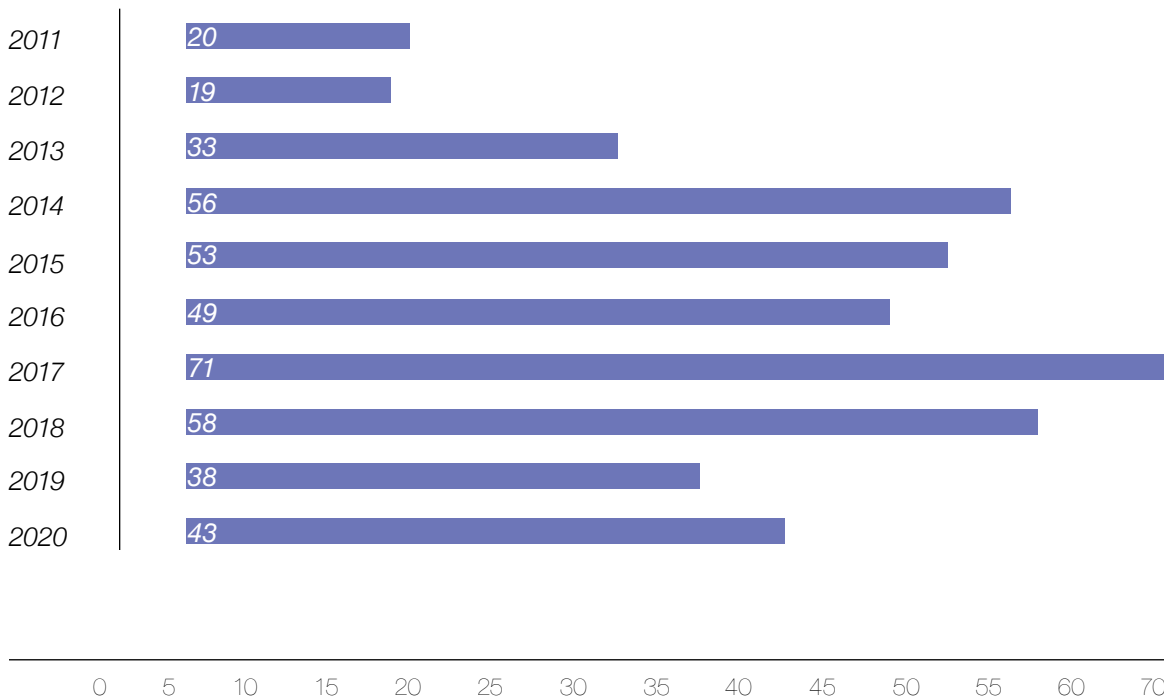
In state fiscal year 2020, there were 43 near deaths substantiated to be the result of child abuse or neglect.

The chart below details the number of near deaths that have occurred each year since 2011.

SUBSTANTIATED CHILD ABUSE AND NEGLECT NEAR DEATHS BY YEAR

State Fiscal Years 2011 through 2020

Fiscal Year	Near Deaths	Fiscal Year	Near Deaths
2011	20	2016	49
2012	19	2017	71
2013	33	2018	58
2014	56	2019	38
2015	53	2020	43



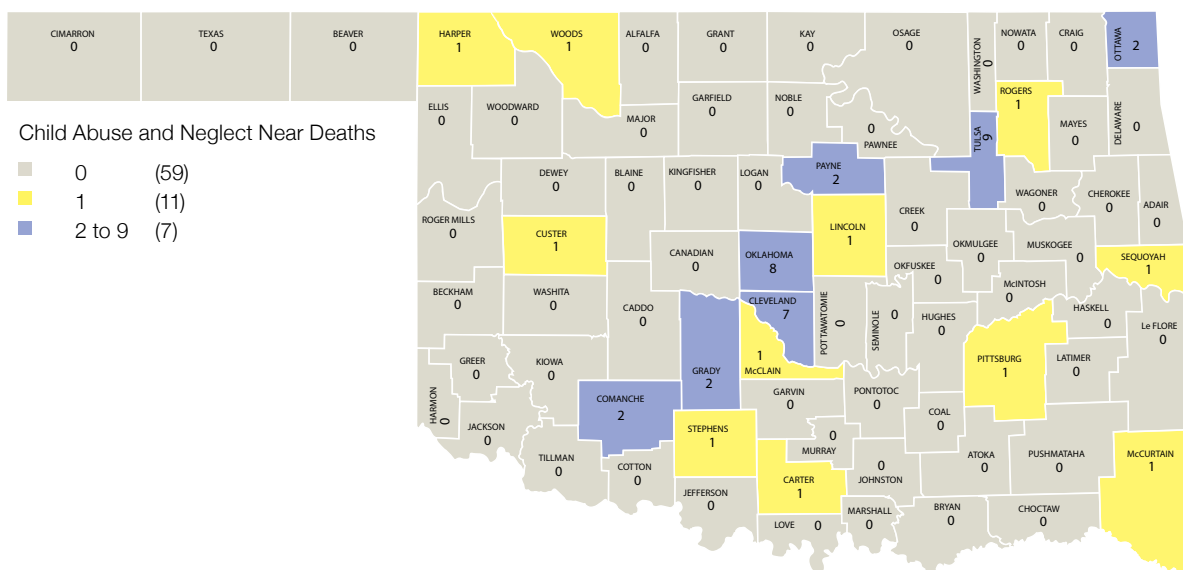
Source: OKDHS Child Welfare Services Division

The map below details the substantiated child abuse and neglect near deaths by county.

State Fiscal Year 2020

TOTAL: 43

Adair	0	Cotton	0	Jackson	0	McIntosh	0	Rogers	1
Alfalfa	0	Craig	0	Jefferson	0	Murray	0	Roger Mills	0
Atoka	0	Creek	0	Johnston	0	Muskogee	0	Seminole	0
Beaver	0	Custer	1	Kay	0	Noble	0	Sequoyah	1
Beckham	0	Delaware	0	Kingfisher	0	Nowata	0	Stephens	1
Blaine	0	Dewey	0	Kiowa	0	Okfuskee	0	Texas	0
Bryan	0	Ellis	0	Latimer	0	Oklahoma	8	Tillman	0
Caddo	0	Garfield	0	LeFlore	0	Okmulgee	0	Tulsa	9
Canadian	0	Garvin	0	Lincoln	1	Osage	0	Wagoner	0
Carter	1	Grady	2	Logan	0	Ottawa	2	Washington	0
Cherokee	0	Grant	0	Love	0	Pawnee	0	Washita	0
Choctaw	0	Greer	0	Major	0	Payne	2	Woods	1
Cimarron	0	Harmon	0	Marshall	0	Pittsburg	1	Woodward	0
Cleveland	7	Harper	1	Mayes	0	Pontotoc	0		
Coal	0	Haskell	0	McClain	1	Pottawatomie	0		
Comanche	2	Hughes	0	McCurtain	1	Pushmataha	0	TOTAL	43



Source: OKDHS Child Welfare Services Division

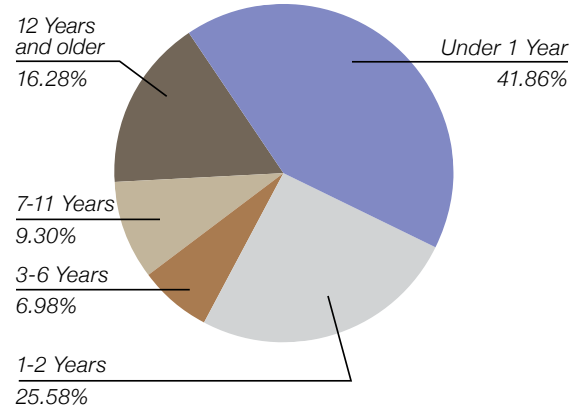
CHILD NEAR DEATH CATEGORIES

As indicated on the chart below, children two years and younger make up the majority of near deaths by abuse and neglect.

SUBSTANTIATED NEAR DEATHS AS A RESULT OF CHILD ABUSE AND NEGLECT BY AGE OF CHILD

State Fiscal Year 2020

Age	Count	Percent
Under 1 Year	18	41.86%
1-2 Years	11	25.58%
3-6 Years	3	6.98%
7-11 Years	4	9.30%
12 Years and older	7	16.28%
TOTAL	43	100.00%



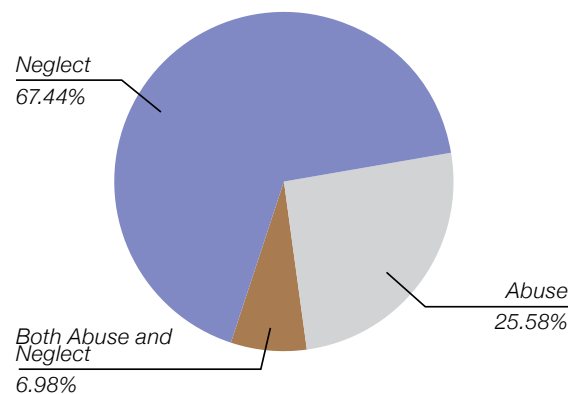
Source: OKDHS Child Welfare Services Division

As shown in the chart below, near deaths from neglect occur at a higher frequency than near deaths from abuse.

SUBSTANTIATED NEAR DEATHS AS A RESULT OF CHILD ABUSE AND NEGLECT

State Fiscal Year 2020

Category	Count	Percent
Neglect	29	67.44%
Abuse	11	25.58%
Both Abuse and Neglect	3	6.98%
TOTAL	43	100.00%



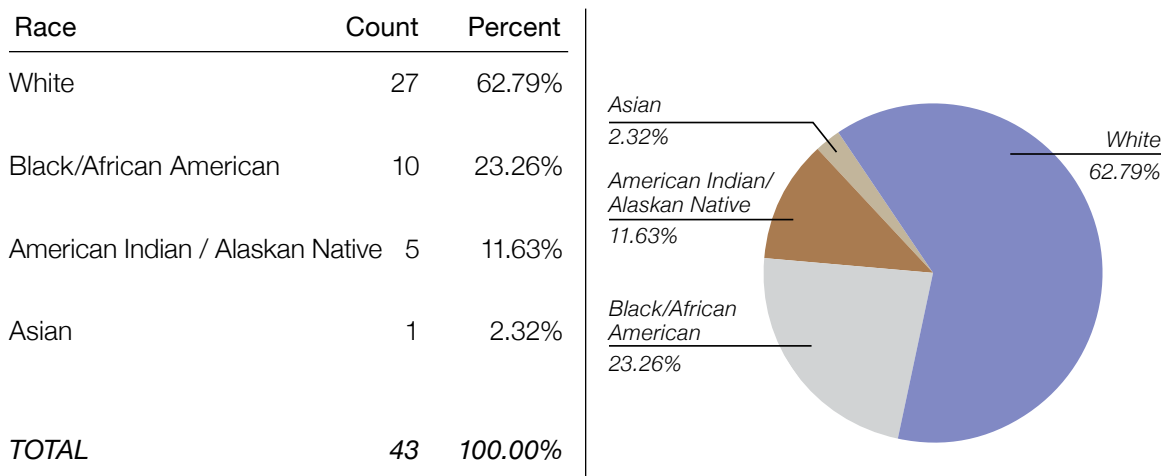
Source: OKDHS Child Welfare Services Division

CHILD NEAR DEATH CATEGORIES

The race of the child victim in substantiated child abuse and neglect near deaths is shown on the chart below.

SUBSTANTIATED NEAR DEATHS AS A RESULT OF CHILD ABUSE AND NEGLECT BY RACE OF CHILD VICTIM

State Fiscal Year 2020

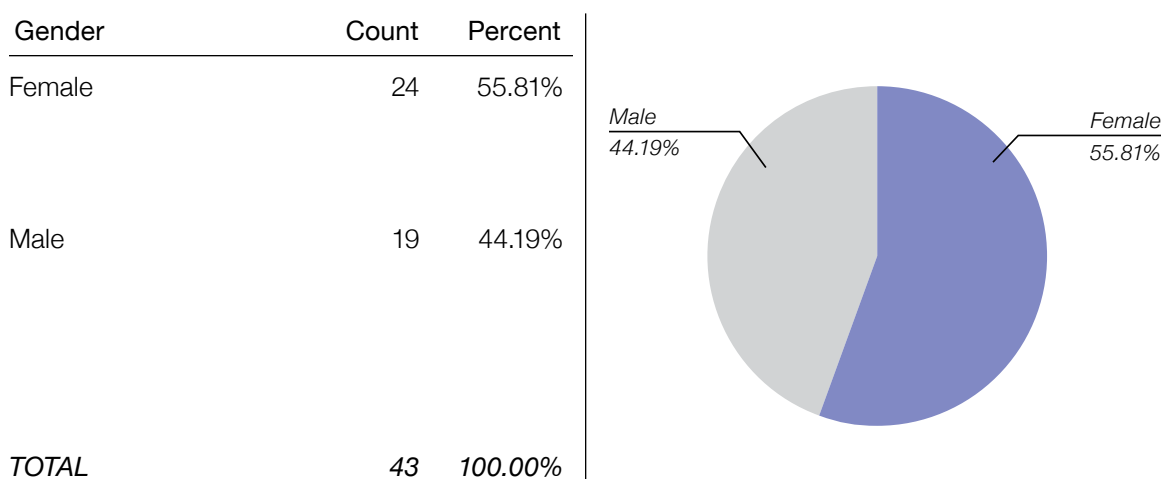


Source: OKDHS Child Welfare Services Division

The gender of the child victim in substantiated child abuse and neglect near deaths is shown on the chart below.

SUBSTANTIATED NEAR DEATHS AS A RESULT OF CHILD ABUSE AND NEGLECT BY GENDER OF CHILD VICTIM

State Fiscal Year 2022



Source: OKDHS Child Welfare Services Division

CHILD NEAR DEATH CATEGORIES

The cause of near death of the child victim in substantiated child abuse and neglect near deaths is shown on the chart below.

SUBSTANTIATED NEAR DEATHS AS A RESULT OF CHILD ABUSE AND NEGLECT BY CAUSE OF NEAR DEATH

State Fiscal Year 2020

Category	Count	Percent	Category	Count	Percent
Head Trauma	12	27.90%	Gunshot Wounds - Intentional	1	2.33%
Medical Neglect	11	25.57%	Hyperthermia - Heat Exposure	1	2.33%
Environmental Neglect - Drug Ingestion	6	13.95%	Hypothermia - Cold Exposure	1	2.33%
Malnutrition	3	6.97%	Lack of Supervision - Dog Attack	1	2.33%
Overall Physical Abuse - Body Trauma	2	4.65%	Near Asphyxiation - Co-Sleeping - Substance Abuse by Parent	1	2.33%
Substance Exposed Newborn	2	4.65%	Vehicular Accident - Substance Abuse by Parent	1	2.33%
Burns - Intentional	1	2.33%	TOTAL	43	100.00%

Total of all Categories Under 3%

16.31%

Substance Exposed – Newborn

4.65%

Overall Physical Abuse / Body Trauma

4.65%

Malnutrition

6.97%

Environmental Neglect - Drug Ingestion

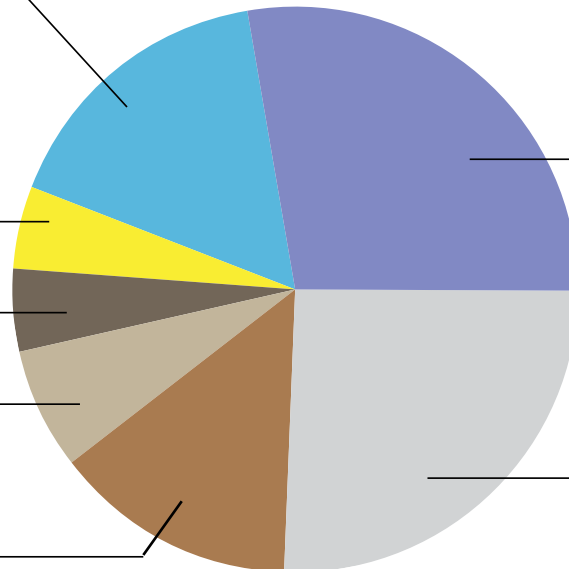
13.95%

Head Trauma

27.90%

Medical Neglect

25.57%



Source: OKDHS Child Welfare Services Division

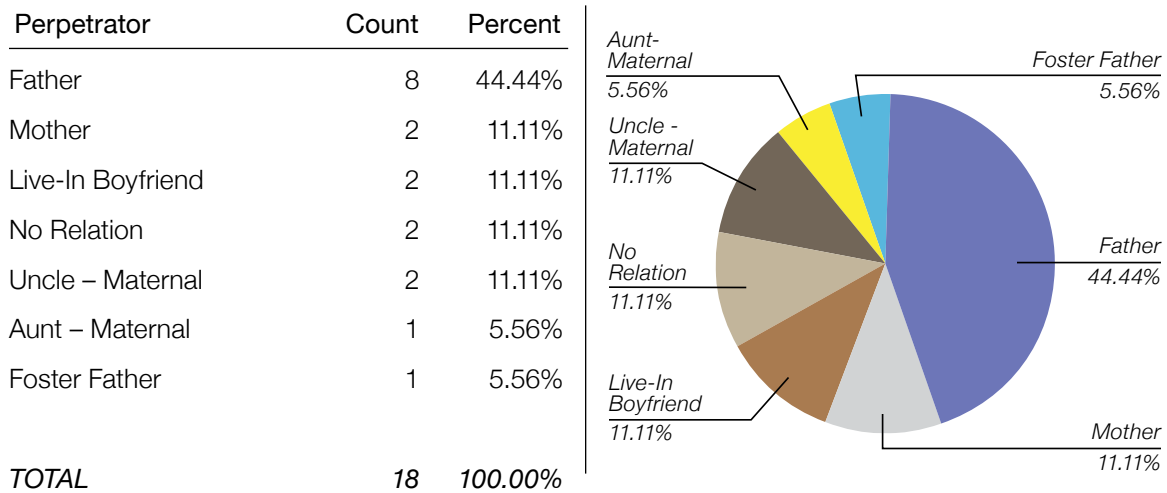
CHILD NEAR DEATH PERPETRATORS

The relationship of the perpetrator to the child victim in substantiated child abuse near deaths is shown on the chart below.

Note: In some incidents of substantiated child abuse, more than one perpetrator is identified, so the chart reflects information on both primary and secondary perpetrators.

SUBSTANTIATED NEAR DEATHS AS A RESULT OF CHILD ABUSE BY PERPETRATOR

State Fiscal Year 2020



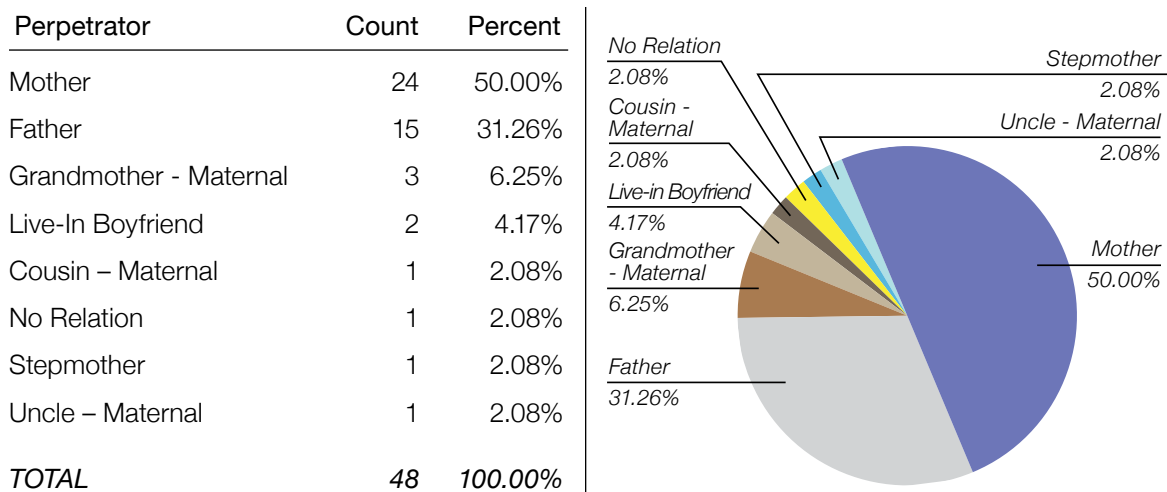
Source: OKDHS Child Welfare Services Division

The relationship of the perpetrator to the child victim in substantiated child neglect near deaths is shown on the chart below.

Note: In some incidents of substantiated child neglect, more than one perpetrator is identified so the chart reflects information on both primary and secondary perpetrators.

SUBSTANTIATED NEAR DEATHS AS A RESULT OF CHILD NEGLECT BY PERPETRATOR

State Fiscal Year 2020



Source: OKDHS Child Welfare Services Division

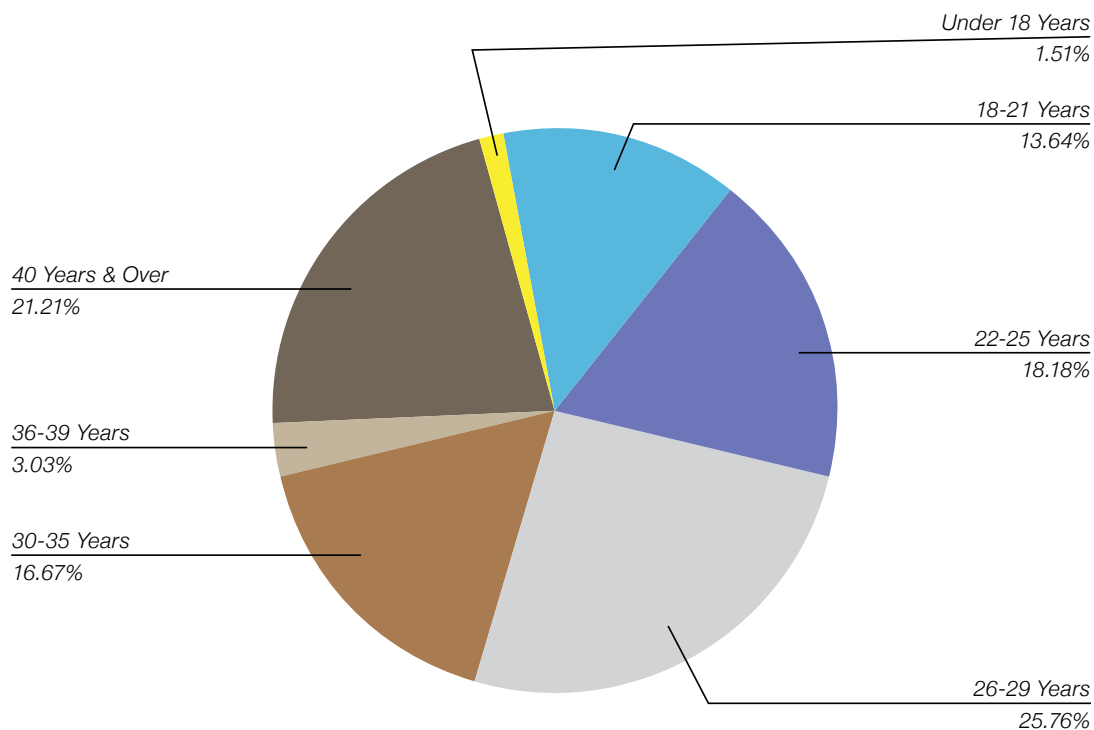
CHILD NEAR DEATH PERPETRATORS

The age range of the perpetrators in substantiated child abuse and neglect near deaths is shown on the chart below.

NOTE: In some incidents of substantiated child abuse and neglect, more than one perpetrator is identified so the chart reflects information on both primary and secondary perpetrators.

SUBSTANTIATED NEAR DEATHS AS A RESULT OF CHILD ABUSE AND NEGLECT BY AGE OF PERPETRATOR State Fiscal Year 2020

Perpetrator	Count	Percent	Perpetrator	Count	Percent
Under 18 Years	1	1.51%	30-35 Years	11	16.67%
18-21 Years	9	13.64%	36-39 Years	2	3.03%
22-25 Years	12	18.18%	40 Years & Over	14	21.21%
26-29 Years	17	25.76%	TOTAL	66	100.00%



Source: OKDHS Child Welfare Services Division



OKLAHOMA **Human Services**

S23001 Revised 04/2023

This publication is authorized by Oklahoma Human Services Director Dr. Deborah Shropshire and printed in accordance with state and federal regulations at a cost of \$128.69 for 83 copies. Copies have been deposited with the Publications Clearinghouse of the Oklahoma Department of Libraries.



OKLAHOMA
Human Services