

ANALYSIS OF

Chronic Kidney Disease in Oklahoma's SoonerCare Program



OKLAHOMA
Health Care Authority

SoonerCare Members

The number of members diagnosed with chronic kidney disease (CKD) increased significantly from 39,729 members in SFY2021 to 56,953 members in SFY2022. This is primarily (90.1%) an adult condition.

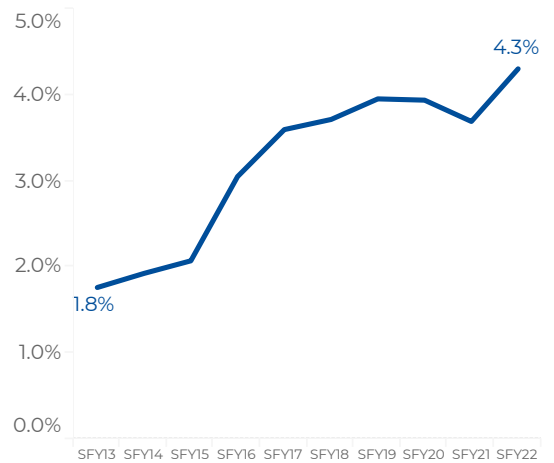
In SFY2022 there were

56,953 members with chronic kidney disease, or **4.3%** of all members

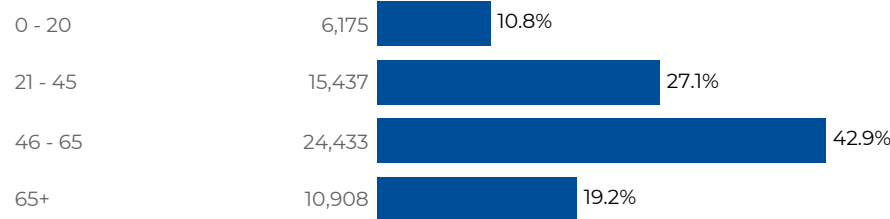
Total SoonerCare Enrollment
SFY2013 - SFY2022



Chronic Kidney Disease Prevalence Rates
SFY2013 - SFY2022



Members with Chronic Kidney Disease by Age Group SFY2022



42.9%
were 46 - 65
24,433 members

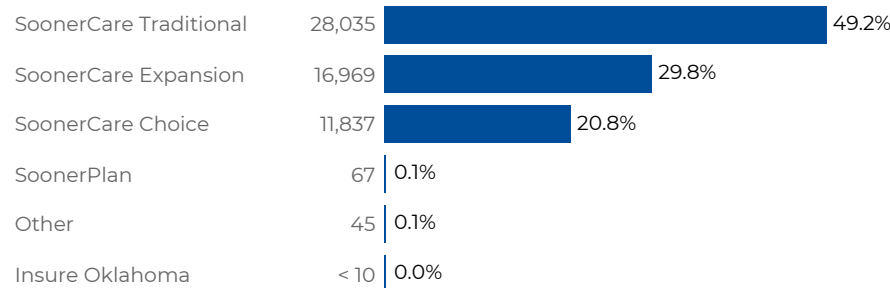
Members with Chronic Kidney Disease by Eligibility Type SFY2022



57.2%
were Non-Dual Eligible*
32,605 members

**Dual Eligible: members enrolled in both Medicaid and Medicare*

Members with Chronic Kidney Disease by Delivery System SFY2022



49.2%
were enrolled in
SoonerCare Traditional
28,035 members


Data was compiled by the Office of Data Governance and Analytics. | Data is current as of October 2023 and is subject to change.

ANALYSIS OF

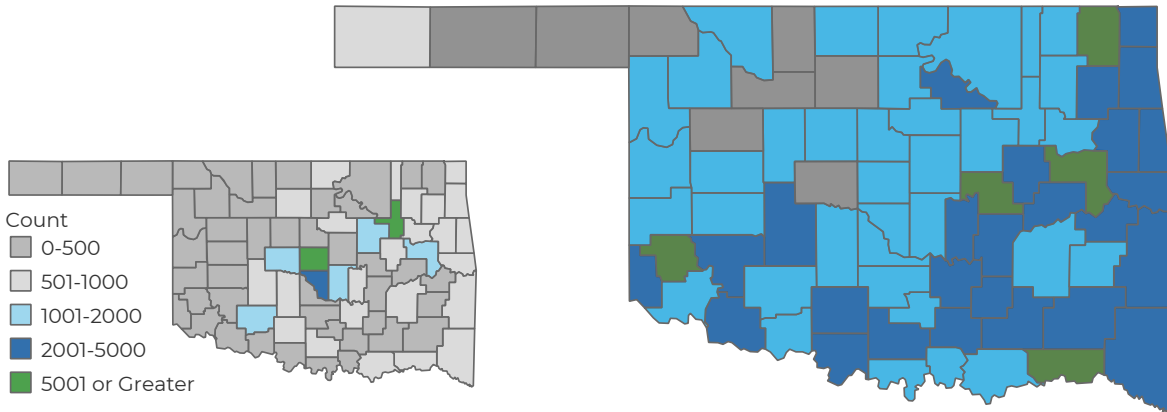
Chronic Kidney Disease in Oklahoma's SoonerCare Program



Prevalence Rates



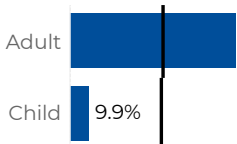
The eastern region of the state had the majority of counties with a higher prevalence rate of CKD. Choctaw (7.4%) continues to have the highest prevalence of CKD among our counties.



SoonerCare Members with Chronic Kidney Disease

In SFY2022, CKD was more prevalent among adults, females, and Caucasians than would be expected based on the demographic composition of all SoonerCare members. See details below. The black line represents the percent of total SoonerCare members.

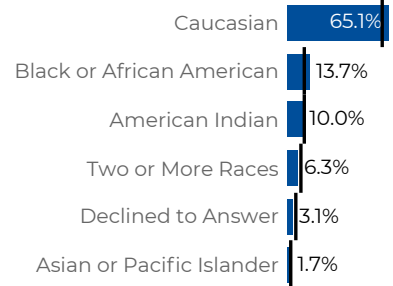
90.1%
were adults
51,340 members



59.2%
were female
33,709 members



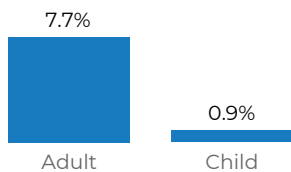
65.1%
were Caucasian
37,087 members



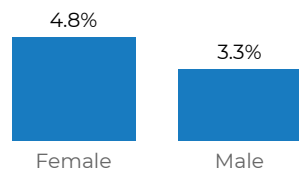
Demographics

Prevalence Rates Among SoonerCare Members

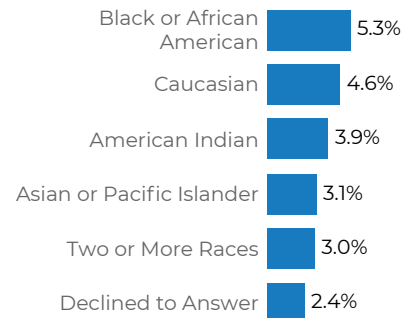
7.7%
of adult members had a diagnosis of CKD



4.8%
of female members had a diagnosis of CKD



5.3%
of Black or African American members had a diagnosis of CKD



ANALYSIS OF

Chronic Kidney Disease in Oklahoma's SoonerCare Program



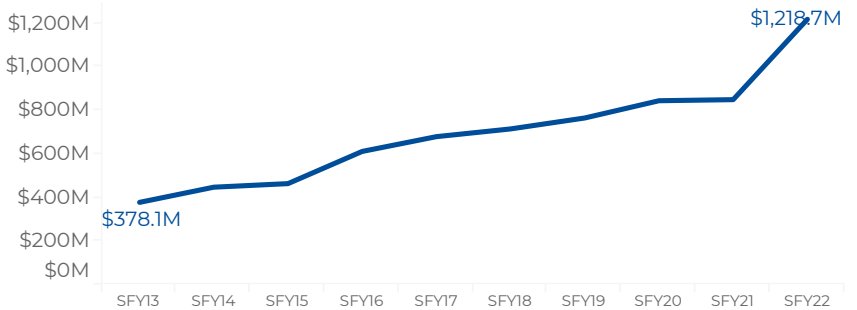
OKLAHOMA
Health Care Authority

Reimbursement Cost

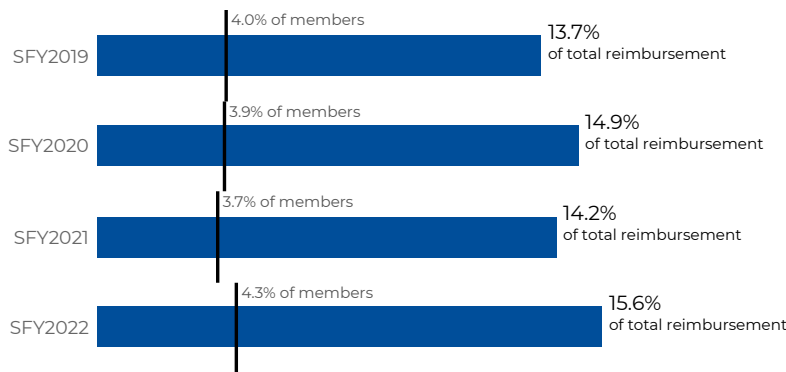
The total reimbursement for members with CKD rose significantly from \$849,649,873 in SFY2021 to \$1,218,746,651 in SFY2022. The total reimbursement for members with CKD in SFY2022 made up 15.6% of all reimbursements paid in SFY2022, despite members with CKD comprising 4.3% of all SoonerCare members.

The graph below further illustrates how the percentage of reimbursement for members with CKD outweighs the prevalence of members with CKD.

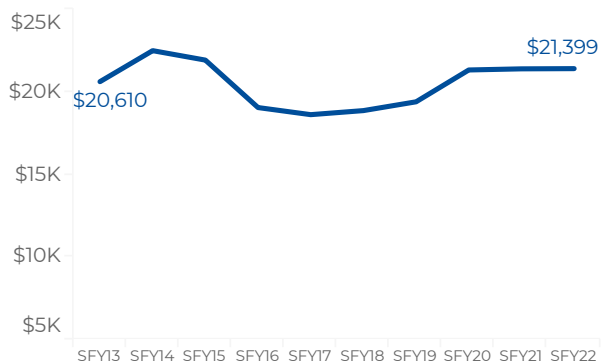
Annual Reimbursement for Members with Chronic Kidney Disease SFY2013 - SFY2022



SoonerCare Members with Chronic Kidney Disease: Percent of Total Reimbursement Compared to Percent of Total SoonerCare Enrollment



Average Reimbursement per Member with Chronic Kidney Disease SFY2013 - SFY2022



\$1,218,746,651

Total reimbursement for members with chronic kidney disease

\$21,399

Average reimbursement for members with chronic kidney disease

	Total Reimbursement	% of Total Reimbursement	Reimbursement per Member
Dual Eligible	\$357,396,972	29.3%	\$14,679
Non-Dual Eligible	\$861,349,679	70.7%	\$26,418
Adult	\$1,081,134,899	88.7%	\$21,058
Child	\$137,611,753	11.3%	\$24,517
Female	\$674,554,814	55.3%	\$20,011
Male	\$544,191,837	44.7%	\$23,412