

# ANALYSIS OF Cancer in Oklahoma's SoonerCare Program



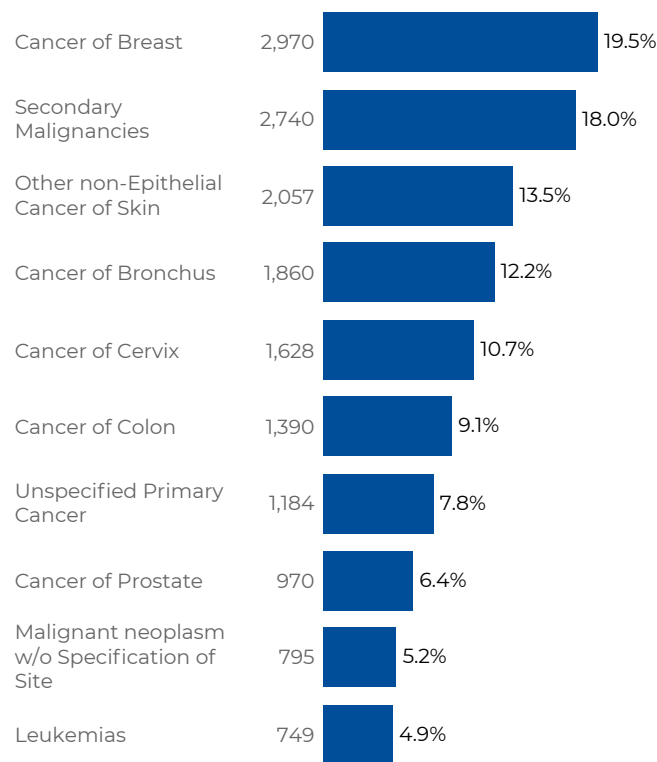
## SoonerCare Members

The number of SoonerCare members diagnosed with cancer increased substantially from SFY2021 (15,059 members) to SFY2022 (19,362). Most (94.2%) were adults. The prevalence rate of cancer among SoonerCare members remained stable at 1.5%.

Among the 33 different types of cancer, defined by the *International Classification of Diseases, 10th Revision*, the most common type of cancer was breast cancer, followed by secondary malignancies, other non-epithelium cancer of skin, and cancer of bronchus. Approximately one in five members with cancer (19.5%) were diagnosed with breast cancer.

### Top 10 Most Frequent Cancer Diagnoses

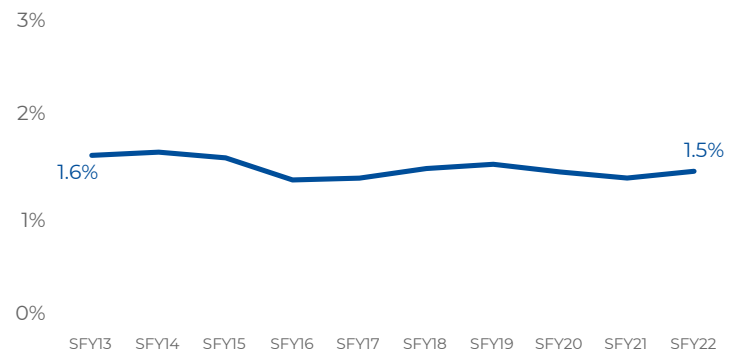
Showing top 10 cancer diagnoses by number of members; Members may be diagnosed with more than one cancer type.



**78.1%**

of all members with cancer had one or more of the top ten most frequent cancer types

Cancer Prevalence Rates  
SFY2013 - SFY2022

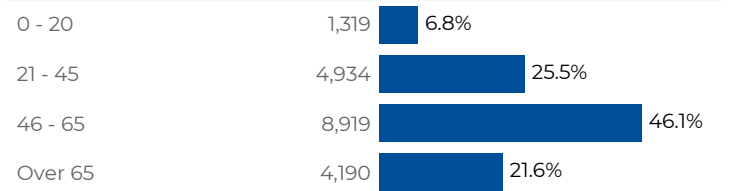


In SFY2022 there were

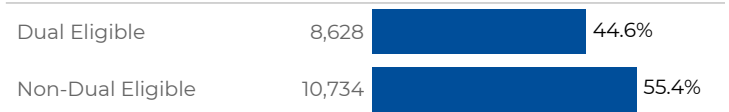
**19,362**

members with cancer, or 1.5% of all SoonerCare members

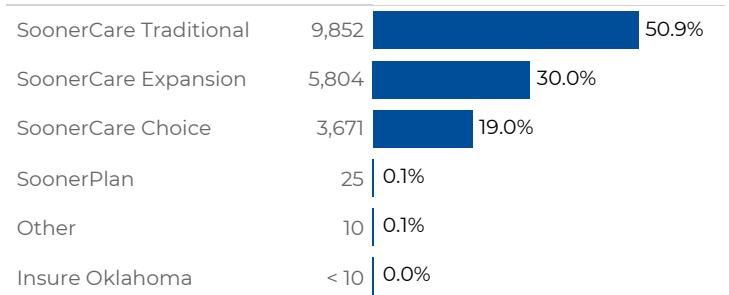
### Members with Cancer by Age Group SFY2022



### Members with Cancer by Eligibility Type SFY2022



### Members with Cancer by Delivery System SFY2022



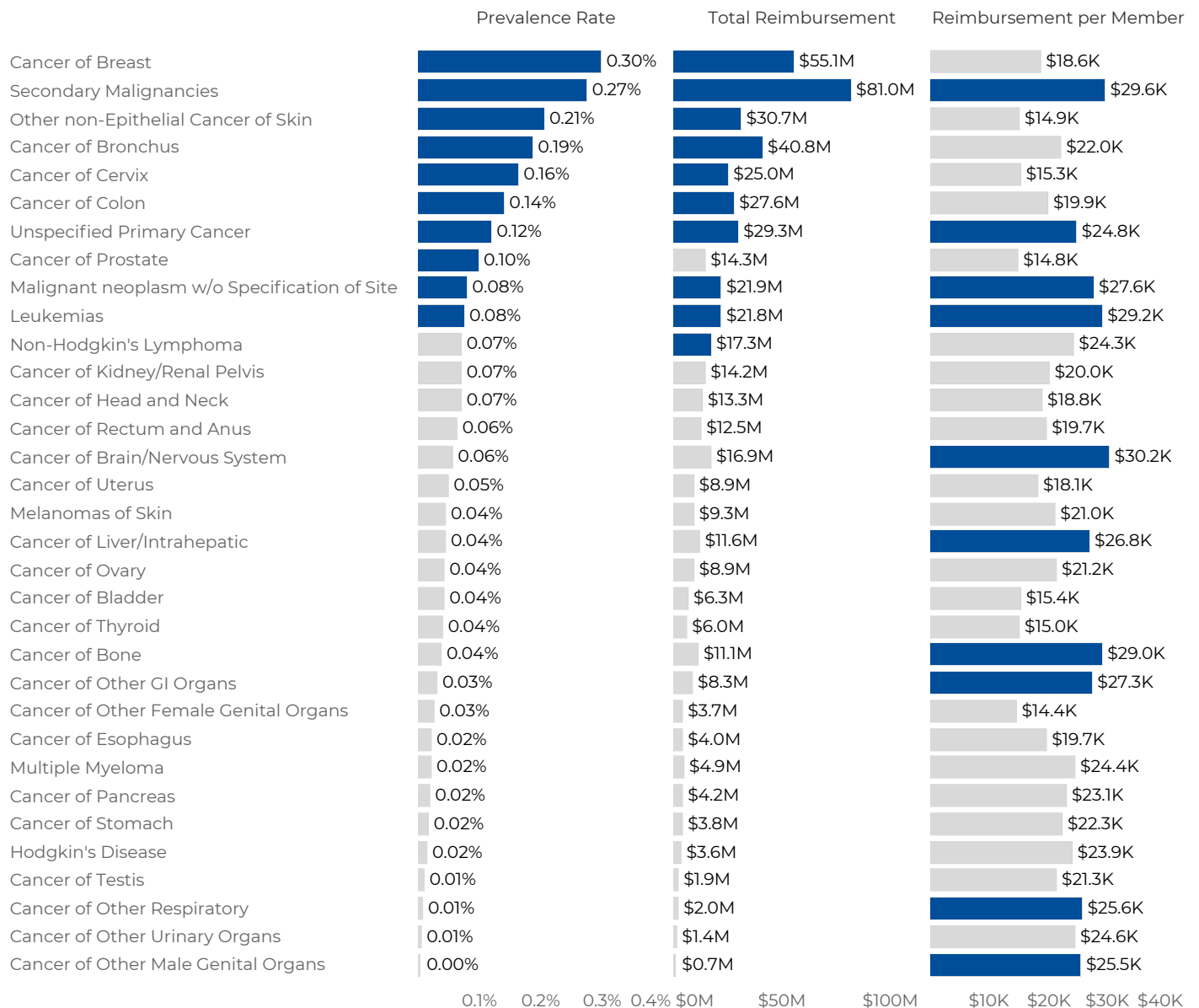
# ANALYSIS OF Cancer in Oklahoma's SoonerCare Program



**Breast cancer, secondary malignancies, non-epithelial cancers of the skin and cancer of the bronchus** were among the most prevalent types of cancer in SFY2022.

Per-member reimbursements for members with **brain/nervous system cancers** were highest at **\$30.2K** average.

Cancer Prevalence Rate, Total Reimbursement, and Reimbursement per Member - Top 10 for Each Measure



# ANALYSIS OF Cancer in Oklahoma's SoonerCare Program



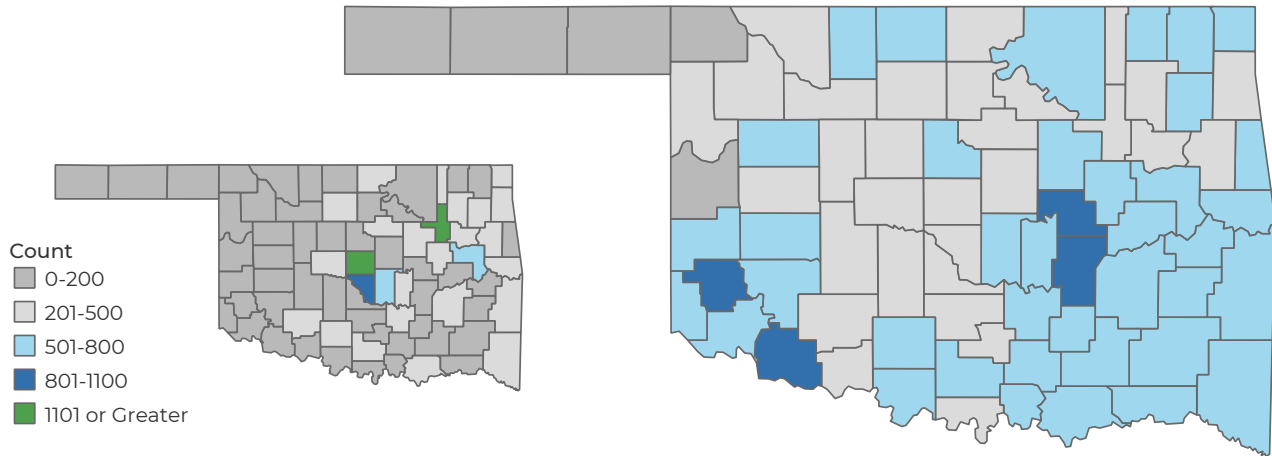
## Prevalence Rates

### Prevalence



Greer County (2.6%) had the highest prevalence of cancer.

Counties in eastern Oklahoma had higher prevalence rates of cancer than western counties.

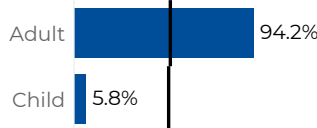


## SoonerCare Members with Cancer

In SFY2022, cancer was more prevalent among adults, females, and Caucasians than would be expected based on the demographic composition of all SoonerCare members. See details below. The black line represents the percent of total SoonerCare members.

**94.2%**

were adults  
18,238 members



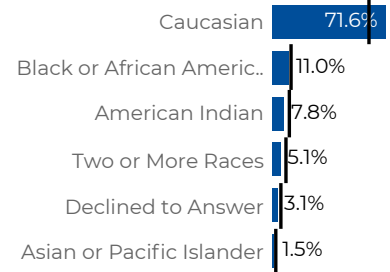
**66.0%**

were female  
12,781 members



**71.6%**

were Caucasian  
13,855 members

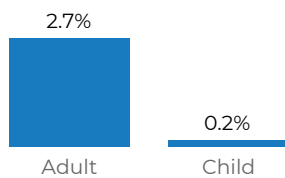


Demographics

## Prevalence Rates Among SoonerCare Members

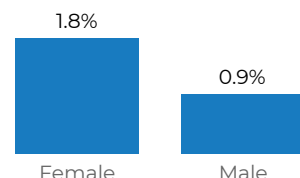
**2.7%**

of all adult members  
had cancer



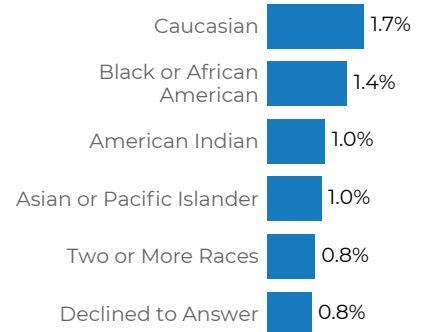
**1.8%**

of all female members  
had cancer



**1.7%**

of all Caucasian  
members had  
cancer



# ANALYSIS OF Cancer in Oklahoma's SoonerCare Program

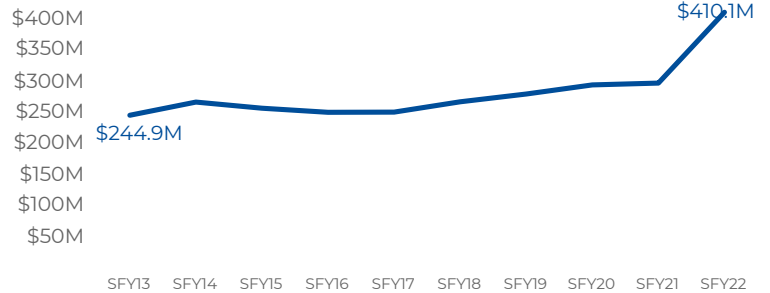


## Reimbursement Cost

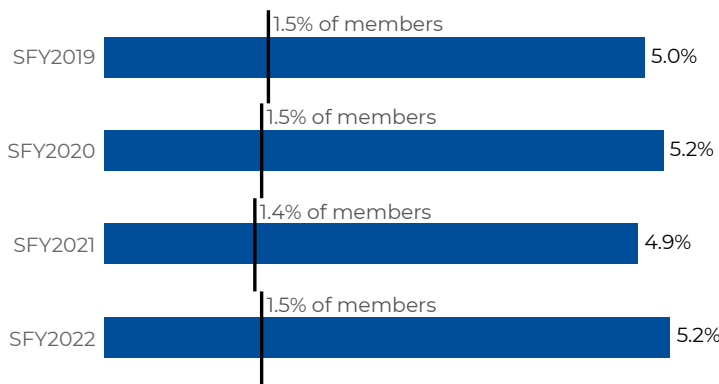
While only 1.5% of SoonerCare members had cancer in SFY2022, the total reimbursement associated with their services made up 5.2% of all SoonerCare reimbursements paid in SFY2022. The cost of providing care to members with cancer is disproportionately higher than the prevalence of cancer among SoonerCare members. The total reimbursement for members with cancer increased by 1.0% from \$293,605,712 in SFY2020 to \$296,536,133 in SFY2021.

The average reimbursement for child members with cancer (\$30,107) was 54.8% higher than the average reimbursement for adult members with cancer (\$20,631).

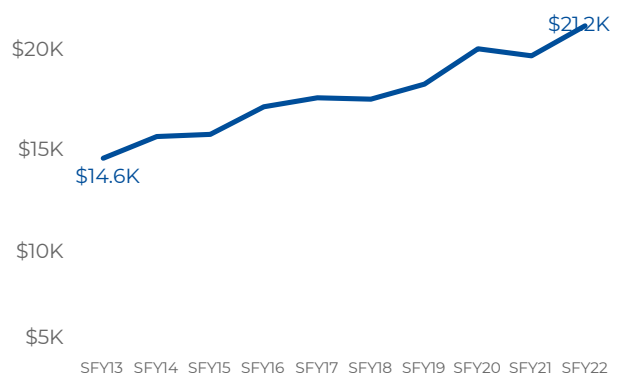
Annual Reimbursement for Members with Cancer SFY2013 - SFY2022



SoonerCare Members with Cancer: Percent of Total Reimbursement Compared to Percent of SoonerCare Enrollment



Average Reimbursement per Member with Cancer SFY2013 - SFY2022



**\$410,112,247**

Total reimbursement for members with cancer

**\$21,181**

Average reimbursement for members with cancer

	Total Reimbursement	% of Total Reimbursement	Reimbursement per Member
Dual Eligible	\$105,680,452	25.8%	\$12,249
Non-Dual Eligible	\$304,431,794	74.2%	\$28,361
Adult	\$376,271,605	91.7%	\$20,631
Child	\$33,840,642	8.3%	\$30,107
Female	\$247,059,757	60.2%	\$19,330
Male	\$163,052,490	39.8%	\$24,776