

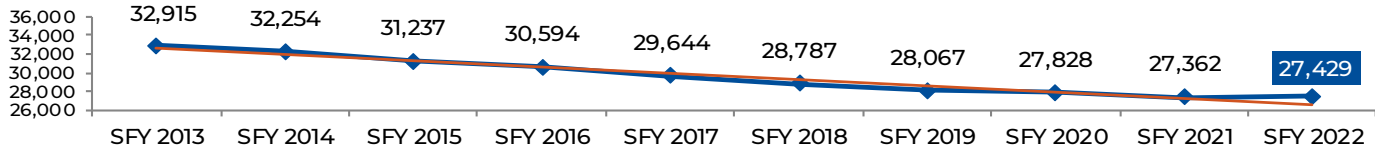
SoonerCare Delivery Fast Facts

State Fiscal Year 2022



Below are SoonerCare mothers with delivery date July 1, 2021 through June 30, 2022. Data is based on mother's paid claims with delivery codes; it may include non-live births. Mothers with multiple delivery dates will be counted multiple times; mothers with multiple infants on the same delivery date will be counted once. Data may include members with third party liability or Medicare.

SoonerCare Deliveries (Mother Count)

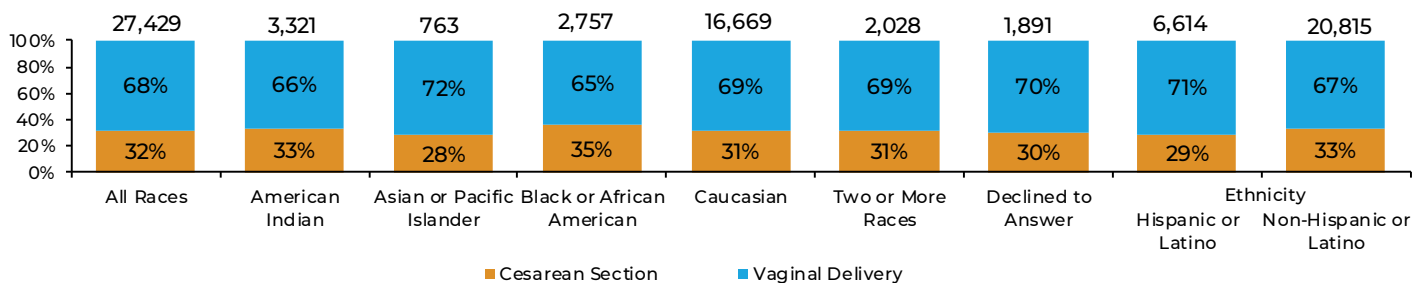


Mother Race and Age

Race	19 and Younger	20 - 24	25 - 34	35 and Older	Race Total	Percent
American Indian	399	1,253	1,443	235	3,330	12%
Asian or Pacific Islander	24	132	432	173	761	3%
Black or African American	290	869	1,365	245	2,769	10%
Caucasian	1,671	5,675	7,696	1,666	16,708	61%
Two or More Races	271	792	835	102	2,000	7%
Declined to Answer	167	463	1,001	230	1,861	7%
Age Group Total	2,822	9,184	12,772	2,651	27,429	100%
Hispanic or Latino	712	1,954	3,057	882	6,605	24%

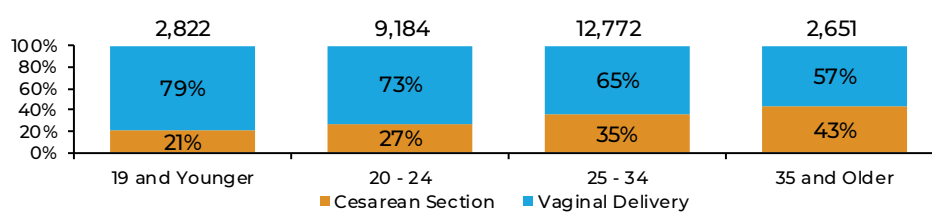
Race is self-reported by members at the time of enrollment. Members who selected two or more races are grouped with two or more races category. Hispanic or Latino is an ethnicity, not a race and is reported separately. Data is based on mother's age at the time of delivery.

Method of Delivery by Mother Race and Ethnicity

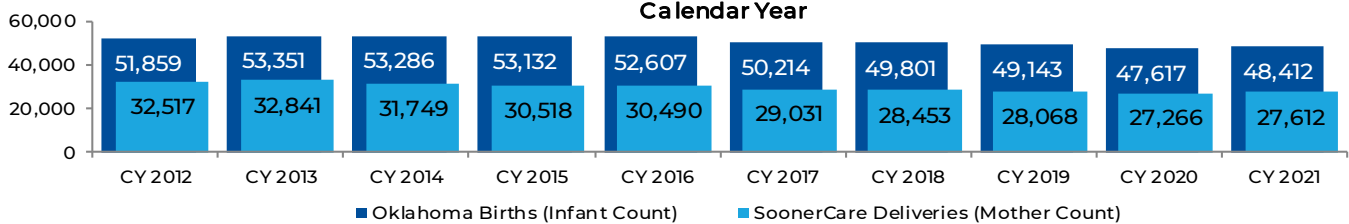


New methodology is based on inpatient claims and physician claims to precisely identify the delivery method; previous data were based on inpatient claims only.

Method of Delivery by Mother Age



Oklahoma Births and SoonerCare Deliveries Calendar Year

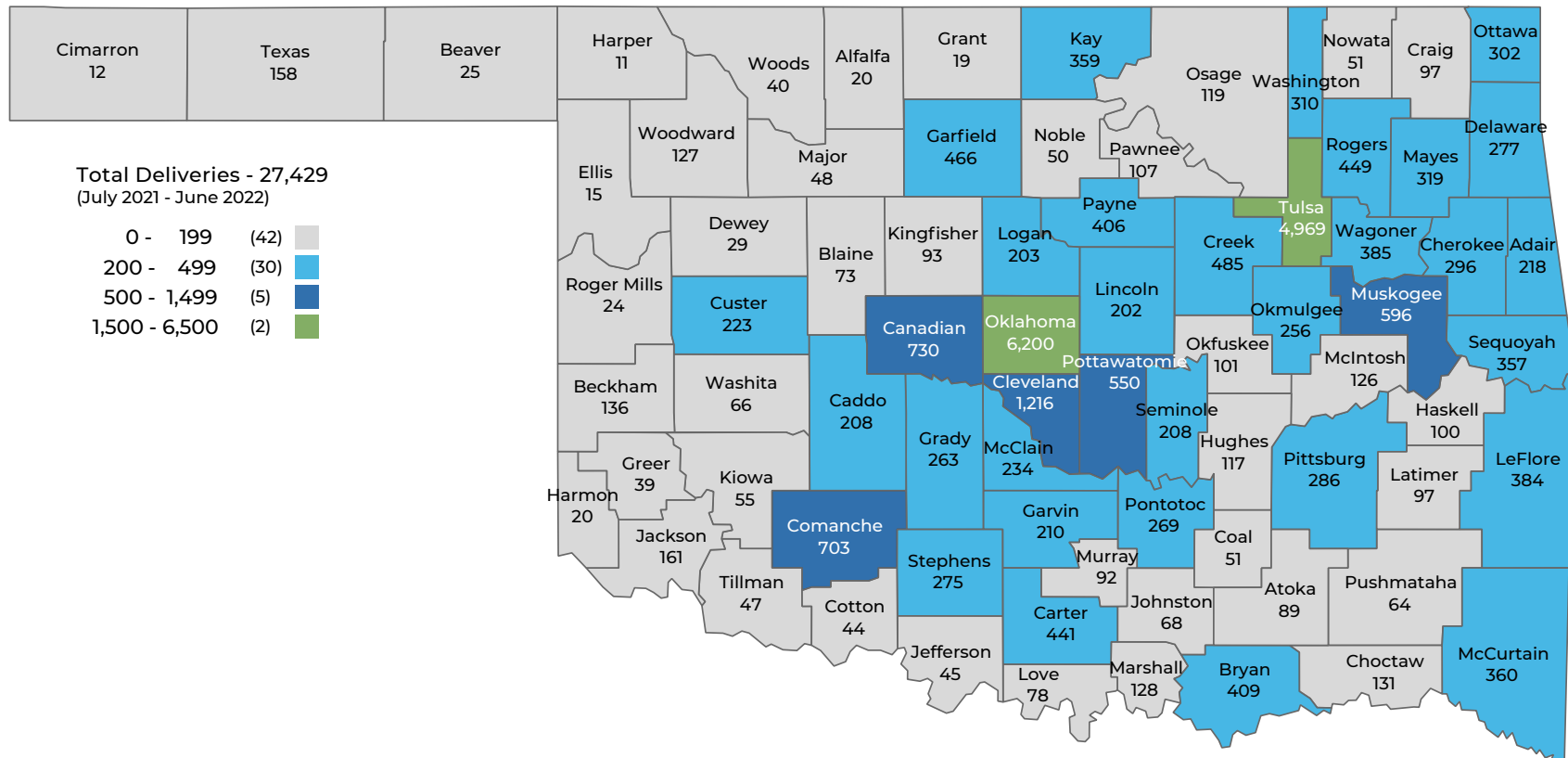


Oklahoma Births numbers are from Oklahoma State Department of Health, it refers to live birth infants. SoonerCare Deliveries numbers are from OHCA, it refers to mothers that had a delivery; it may include non-live births. Both data sets are limited to Oklahoma residents regardless where the delivery occurred; it may include births/deliveries that took place in an out-of-state facility.

This publication is authorized by the Oklahoma Health Care Authority in accordance with state and federal regulations. OHCA is in compliance with Title VI and Title VII of the 1964 Civil Rights Act and the Rehabilitation Act of 1973. For additional copies, you can go online to OHCA's web site www.oklahoma.gov/ohca/research/data-and-reports The Oklahoma Health Care Authority does not discriminate on the basis of race, color, national origin, gender, religion, age or disability in employment or the provision of services.

SoonerCare Delivery Fast Facts

State Fiscal Year 2022



Total Deliveries - 27,429
(July 2021 - June 2022)

- 0 - 199 (42) [light gray box]
- 200 - 499 (30) [light blue box]
- 500 - 1,499 (5) [dark blue box]
- 1,500 - 6,500 (2) [green box]

* Value 1 to 10 is suppressed based on Centers for Medicare & Medicaid Services standards. It is aimed to protect the confidentiality of Medicare and Medicaid beneficiaries by avoiding the release of information that can be used to identify individual beneficiaries.

County data is based on mother's current residence; the member may have moved to another county or another state after the delivery. There were 431 members with out-of-state addresses and 1 in State Office.