

SoonerCare Fast Facts

June 2024

TOTAL ENROLLMENT – OKLAHOMA SOONERCARE (MEDICAID)

Qualifying Group	Age Group	Enrollment	% of Total
Aged/Blind/Disabled	Child	18,358	1.76%
Aged/Blind/Disabled	Adult	147,872	14.17%
Children/Parents	Child	508,245	48.71%
Children/Parents	Adult	87,091	8.35%
Expansion	Adult	243,741	23.36%
Other	Child	284	0.03%
Other	Adult	27,282	2.61%
Oklahoma Cares (Breast and Cervical Cancer)		66	0.01%
SoonerPlan (Family Planning)		9,478	0.91%
TEFRA		1,057	0.10%

Total Enrollment	1,043,474	Adults	492,893	47%
		Children	550,581	53%

OTHER Group includes—DDSD State-PKU-Q1-Q2-Refugee--SLMB-Soon to be Sooners (STBS) and TB patients. The Total Enrollment figure makes up 593,787 cases. A case is used to group members of the same family living in the same household.

For more information go to www.okhca.org under Individuals then to Programs. Insure Oklahoma members are NOT included in the figures above.

Unless stated otherwise, CHILD is defined as an individual under the age of 21.

Note that all subsequent figures are groups within the above total enrollment numbers (except Insure Oklahoma). SoonerPlan members are not entitled to the full scope of benefits, only family planning services are covered.

The Insure Oklahoma is a program to assist qualifying small business owners, employees & their spouses (Employer-Sponsored Insurance- ESI) with health insurance premiums and some individual Oklahomans (Individual Plan-IP) with limited health coverage.

www.insureoklahoma.org

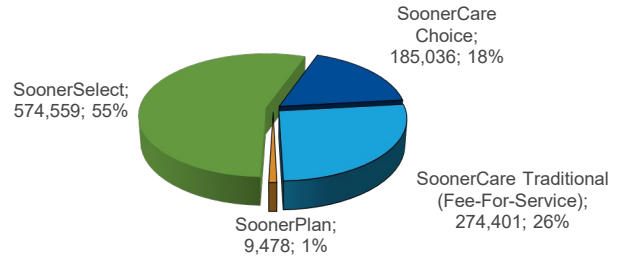
New Enrollees	
Oklahoma SoonerCare members that have not been enrolled in the past 6 months.	
Adult	12,267
Child	7,685
Total	19,952

CHIP Breakdown of Total Enrollment

Members qualifying for SoonerCare (Medicaid) eligibility under the CHIP program are under age 19 and have income between the maximum for standard eligibility and the expanded Federal Poverty Level (FPL) income guidelines.

Age Breakdown	% of FPL	CHIP Enrollees
INSURE OK DEPENDENTS (ESI)		171
PRENATAL		2,828
INFANT	170% to 210%	1,050
1 to 5	152% to 210%	8,913
6 to 13	116% to 210%	30,359
14-18	66% to 210%	34,711
Total		78,032

Delivery System Breakdown of Total Enrollment



Other Enrollment Facts

Total Monthly Enrollment (Including Insure Oklahoma) - 1,048,842

Unduplicated Enrollment SFY (July through report month including Insure Oklahoma) - 1,525,755

Other Breakdowns of Total Enrollment

Oklahoma SoonerCare (Medicaid) members residing in a long-term care facility - 14,142

Oklahoma persons enrolled in both Medicare and Medicaid (Dual Enrollees) - 122,276

SoonerCare (Medicaid) members enrolled in Home & Community-Based Services (HCBS) Waivers - 28,857

SoonerCare (Medicaid) members enrolled in Program of All-Inclusive Care for the Elderly (PACE) - 792

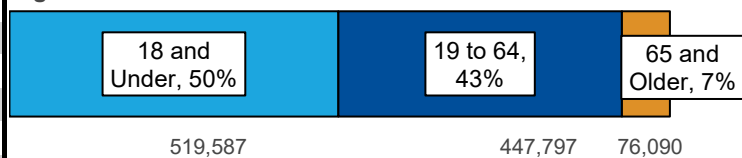
Small Businesses Enrolled in ESI	Employees w/ ESI	Individual Plan (IP) Members
2,543	0	5,368

Race Breakdown of Total Enrollment

	Children	Adults	Percent	Pregnant Women
American Indian	60,542	46,176	10%	4,262
Asian or Pacific Islander	14,426	12,841	3%	1,001
Black or African American	59,757	58,086	11%	3,448
Caucasian	309,492	316,521	60%	21,839
Two or More Races	74,151	29,974	10%	2,968
Declined To Answer	32,213	29,295	6%	2,572
Hispanic or Latino	134,555	50,372	18%	8,585

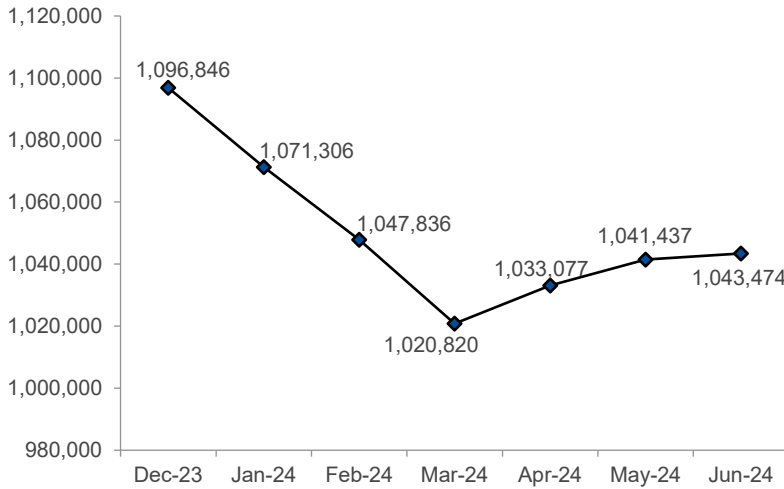
Race is self-reported by members at the time of enrollment. The two or more race members have selected two or more races. Hispanic or Latino is an ethnicity, not a race. Hispanics or Latinos can be any race and are accounted for in the race category above. Pregnant women includes CHIP Prenatal and postpartum.

Age Breakdown of Total Enrollment

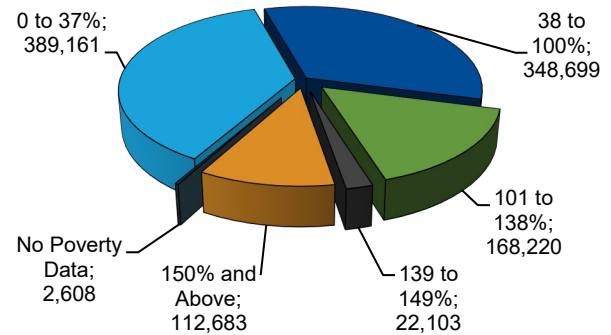


Data was compiled by the Office of Data Governance and Analytics as of the report date and is subject to change. Numbers frequently change due to certifications occurring after the data is extracted and other factors. This report is based on data within the system prior to the report date. A majority of the data is a "point in time" representation of the specific report month and is not cumulative. Unless stated otherwise, CHILD is defined as an individual under the age of 21.

Total Enrollment Trend



Percent of Federal Poverty Levels Totals



The "No Poverty Data" group consists of members with no poverty data and members enrolled with an aid category of U- DDSD State, R2 - OJA not Incarcerated, or R4 - OJA Incarcerated. These aid categories do not require poverty data or do not use the poverty data

SoonerSelect Marks 60 Days Serving Oklahomans: OHCA Highlights Resources to Help Providers and Members Make the Transition

Oklahoma City, OK – SoonerSelect, Oklahoma’s new comprehensive delivery system for over 600,000 SoonerCare members, serves the needs of members, providers and local communities in unique and powerful new ways. The agency remains focused on supporting providers and members during the transition with the united goal of increasing access to services and improving health outcomes. The state’s health and dental plan partners are completing health screenings to establish robust care coordination for members, supporting local organizations and distributing millions of dollars to Oklahoma providers.

Article continues here: [SoonerSelect Marks 60 Days Serving Oklahomans - OHCA Highlights Resources to Help Providers and Members Make the Transition](#)

Data was compiled by the Office of Data Governance and Analytics as of the report date and is subject to change. Numbers frequently change due to certifications occurring after the data is extracted and other factors. This report is based on data within the system prior to the report date. A majority of the data is a "point in time" representation of the specific report month and is not cumulative. Unless stated otherwise, CHILD is defined as an individual under the age of 21.