

# SoonerCare Fast Facts

## August 2024

### TOTAL ENROLLMENT – OKLAHOMA SOONERCARE (MEDICAID)

Qualifying Group	Age Group	Enrollment	% of Total
Aged/Blind/Disabled	Child	18,264	1.76%
Aged/Blind/Disabled	Adult	148,367	14.31%
Children/Parents	Child	507,818	48.99%
Children/Parents	Adult	92,630	8.94%
Expansion	Adult	230,884	22.27%
Other	Child	280	0.03%
Other	Adult	27,609	2.66%
Oklahoma Cares (Breast and Cervical Cancer)		42	0.00%
SoonerPlan (Family Planning)		9,695	0.94%
TEFRA		1,051	0.10%

<b>Total Enrollment</b>	<b>1,036,640</b>	<b>Adults</b>	<b>486,795</b>	<b>47%</b>
		<b>Children</b>	<b>549,845</b>	<b>53%</b>

OTHER Group includes—DDSD State-PKU-Q1-Q2-Refugee--SLMB-Soon to be Sooners (STBS) and TB patients. The Total Enrollment figure makes up 588,535 cases. A case is used to group members of the same family living in the same household.

For more information go to [www.okhca.org](http://www.okhca.org) under Individuals then to Programs. Insure Oklahoma members are NOT included in the figures above.

Unless stated otherwise, CHILD is defined as an individual under the age of 21.

Note that all subsequent figures are groups within the above total enrollment numbers (except Insure Oklahoma). SoonerPlan members are not entitled to the full scope of benefits, only family planning services are covered.

The Insure Oklahoma is a program to assist qualifying small business owners, employees & their spouses (Employer-Sponsored Insurance- ESI) with health insurance premiums and some individual Oklahomans (Individual Plan-IP) with limited health coverage.

[www.insureoklahoma.org](http://www.insureoklahoma.org)

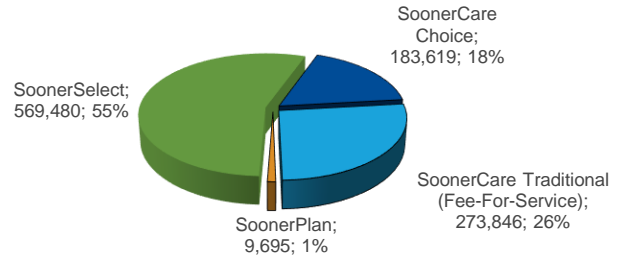
New Enrollees	
Oklahoma SoonerCare members that have not been enrolled in the past 6 months.	
Adult	13,064
Child	10,469
<b>Total</b>	<b>23,533</b>

### CHIP Breakdown of Total Enrollment

Members qualifying for SoonerCare (Medicaid) eligibility under the CHIP program are under age 19 and have income between the maximum for standard eligibility and the expanded Federal Poverty Level (FPL) income guidelines.

Age Breakdown	% of FPL	CHIP Enrollees
INSURE OK DEPENDENTS (ESI)		157
PRENATAL		2,802
INFANT	170% to 210%	1,047
1 to 5	152% to 210%	7,876
6 to 13	116% to 210%	29,384
14-18	66% to 210%	34,177
<b>Total</b>		<b>75,443</b>

### Delivery System Breakdown of Total Enrollment



### Other Enrollment Facts

Total Monthly Enrollment (Including Insure Oklahoma) - 1,041,820

Unduplicated Enrollment SFY (July through report month including Insure Oklahoma) - 1,082,826

### Other Breakdowns of Total Enrollment

Oklahoma SoonerCare (Medicaid) members residing in a long-term care facility - 14,304

Oklahoma persons enrolled in both Medicare and Medicaid (Dual Enrollees) - 123,224

SoonerCare (Medicaid) members enrolled in Home & Community-Based Services (HCBS) Waivers - 29,158

SoonerCare (Medicaid) members enrolled in Program of All-Inclusive Care for the Elderly (PACE) - 792

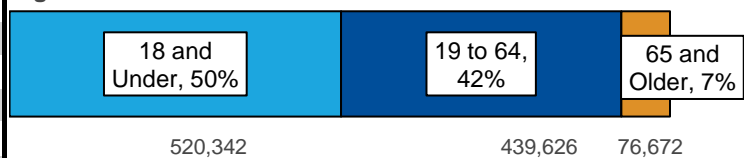
Small Businesses Enrolled in ESI	Employees w/ ESI	Individual Plan (IP) Members
2,474	0	5,180

### Race Breakdown of Total Enrollment

	Children	Adults	Percent	Pregnant Women
American Indian	60,644	45,087	10%	4,338
Asian or Pacific Islander	14,522	12,820	3%	1,007
Black or African American	59,641	57,199	11%	3,483
Caucasian	308,631	312,965	60%	21,730
Two or More Races	74,744	29,828	10%	3,018
Declined To Answer	31,663	28,896	6%	2,535
Hispanic or Latino	134,786	49,941	18%	8,501

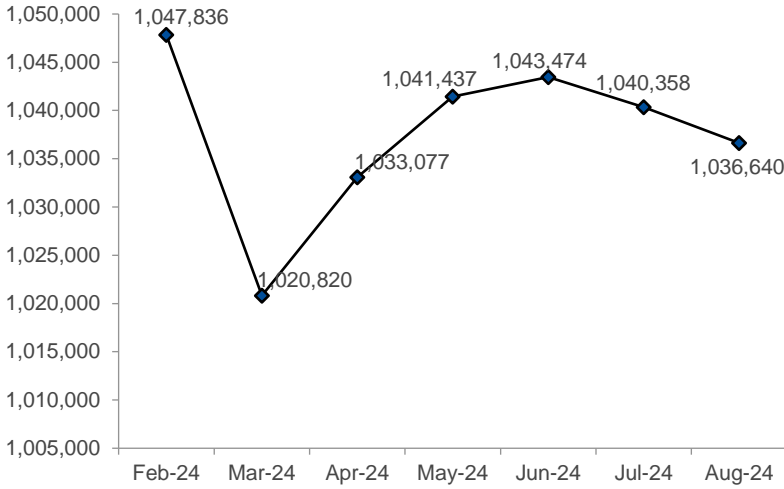
Race is self-reported by members at the time of enrollment. The two or more race members have selected two or more races. Hispanic or Latino is an ethnicity, not a race. Hispanics or Latinos can be any race and are accounted for in the race category above. Pregnant women includes CHIP Prenatal and postpartum.

### Age Breakdown of Total Enrollment

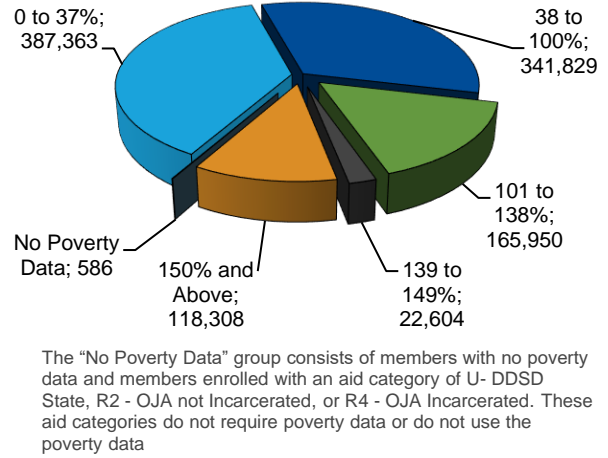


Data was compiled by the Office of Data Governance and Analytics as of the report date and is subject to change. Numbers frequently change due to certifications occurring after the data is extracted and other factors. This report is based on data within the system prior to the report date. A majority of the data is a "point in time" representation of the specific report month and is not cumulative. Unless stated otherwise, CHILD is defined as an individual under the age of 21.

**Total Enrollment Trend**



**Percent of Federal Poverty Levels Totals**



## OHCA, OSDE to Enhance Schoolbased Services with Federal Grant

Oklahoma City, OK – The Oklahoma Health Care Authority (OHCA), in conjunction with the Oklahoma State Department of Education (OSDE), received a \$2.5 million, three-year grant to provide technical assistance to enhance the school-based services (SBS) infrastructure in Oklahoma. This investment will allow more students and their families to connect with local and state health care resources.

School-based services are Medicaid-compensable services provided to children and adolescents in a school setting. These health care services play an important role in the health and wellbeing of students enrolled in SoonerCare. Currently, only students with an Individualized Education Program (IEP) can receive SBS.

Article continues here: [SoonerSelect Marks 60 Days Serving Oklahomans - OHCA Highlights Resources to Help Providers and Members Make the Transition](#)

Data was compiled by the Office of Data Governance and Analytics as of the report date and is subject to change. Numbers frequently change due to certifications occurring after the data is extracted and other factors. This report is based on data within the system prior to the report date. A majority of the data is a "point in time" representation of the specific report month and is not cumulative. Unless stated otherwise, CHILD is defined as an individual under the age of 21.