

SoonerCare Fast Facts

March 2026

TOTAL ENROLLMENT – OKLAHOMA SOONERCARE (MEDICAID)

Qualifying Group	Age Group	Enrollment	% of Total
Aged/Blind/Disabled	Child	16,001	1.59%
Aged/Blind/Disabled	Adult	144,423	14.31%
Children/Parents	Child	492,459	48.81%
Children/Parents	Adult	83,824	8.31%
Expansion	Adult	233,530	23.14%
Other	Child	224	0.02%
Other	Adult	26,175	2.59%
Oklahoma Cares (Breast and Cervical Cancer)		32	0.00%
SoonerPlan (Family Planning)		11,205	1.11%
TEFRA		1,124	0.11%

Total Enrollment	1,008,997	Adults	477,815	47%
		Children	531,182	53%

OTHER Group includes—DDSD State-PKU-Q1-Q2-Refugee--SLMB-Soon to be Sooners (STBS) and TB patients. The Total Enrollment figure makes up 580,136 cases. A case is used to group members of the same family living in the same household.

For more information go to www.okhca.org under Individuals then to Programs. Insure Oklahoma members are NOT included in the figures above.

Unless stated otherwise, CHILD is defined as an individual under the age of 21.

Note that all subsequent figures are groups within the above total enrollment numbers (except Insure Oklahoma). SoonerPlan members are not entitled to the full scope of benefits, only family planning services are covered.

The Insure Oklahoma is a program to assist qualifying small business owners, employees & their spouses (Employer-Sponsored Insurance- ESI) with health insurance premiums and some individual Oklahomans (Individual Plan-IP) with limited health coverage.

www.insureoklahoma.org

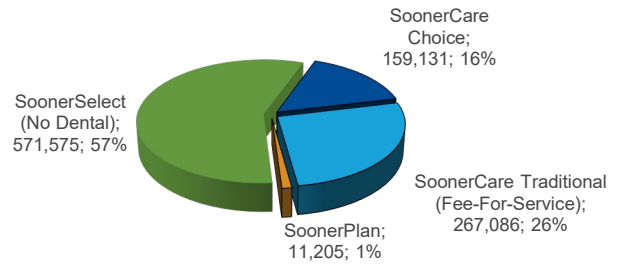
New Enrollees	
Oklahoma SoonerCare members that have not been enrolled in the past 6 months.	
Adult	14,592
Child	8,776
Total	23,368

CHIP Breakdown of Total Enrollment

Members qualifying for SoonerCare (Medicaid) eligibility under the CHIP program are under age 19 and have income between the maximum for standard eligibility and the expanded Federal Poverty Level (FPL) income guidelines.

Age Breakdown	% of FPL	CHIP Enrollees
INSURE OK DEPENDENTS (ESI)		110
PRENATAL		2,331
INFANT	170% to 210%	1,069
1 to 5	152% to 210%	10,091
6 to 13	116% to 210%	35,898
14-18	66% to 210%	36,961
Total		86,460

Delivery System Breakdown of Total Enrollment



Other Enrollment Facts

Total Monthly Enrollment (Including Insure Oklahoma) - 1,012,871
Unduplicated Enrollment SFY (July through report month including Insure Oklahoma) - 1,239,975

Other Breakdowns of Total Enrollment

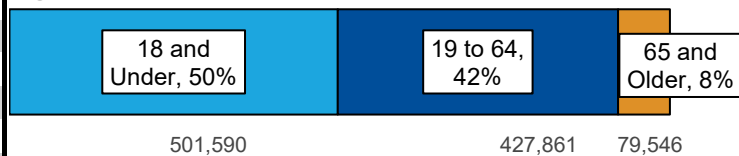
Oklahoma SoonerCare (Medicaid) members residing in a long-term care facility - 14,538
Oklahoma persons enrolled in both Medicare and Medicaid (Dual Enrollees) - 121,130
SoonerCare (Medicaid) members enrolled in Home & Community-Based Services (HCBS) Waivers - 29,796
SoonerCare (Medicaid) members enrolled in Program of All-Inclusive Care for the Elderly (PACE) - 831

Small Businesses Enrolled in ESI	Employees w/ ESI	Individual Plan (IP) Members
1,837	3,874	0

Race Breakdown of Total Enrollment				
	Children	Adults	Percent	Pregnant Women
American Indian	59,823	46,494	11%	4,407
Asian or Pacific Islander	14,454	12,847	3%	943
Black or African American	57,353	55,133	11%	3,407
Caucasian	293,347	308,635	60%	22,520
Two or More Races	78,427	31,651	11%	3,391
Declined To Answer	27,778	23,055	5%	2,442
Hispanic or Latino	129,807	50,331	18%	8,383

Race is self-reported by members at the time of enrollment. The two or more race members have selected two or more races. Hispanic or Latino is an ethnicity, not a race. Hispanics or Latinos can be any race and are accounted for in the race category above. Pregnant women includes CHIP Prenatal and postpartum.

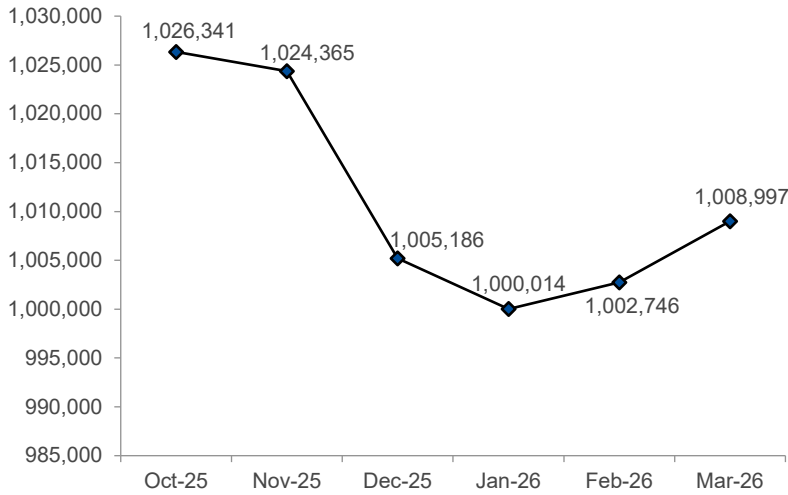
Age Breakdown of Total Enrollment



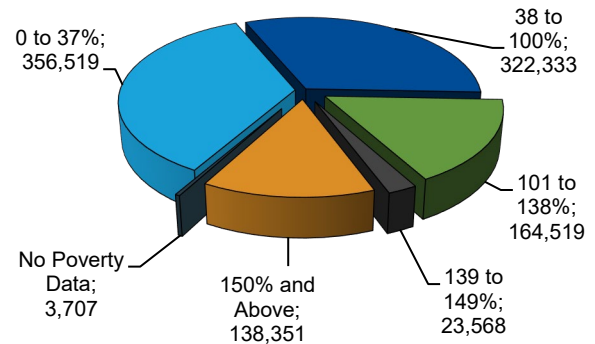
Data was compiled by the Office of Data Governance and Analytics as of the report date and is subject to change. Numbers frequently change due to certifications occurring after the data is extracted and other factors. This report is based on data within the system prior to the report date. A majority of the data is a "point in time" representation of the specific report month and is not cumulative. Unless stated otherwise, CHILD is defined as an individual under the age of 21.



Total Enrollment Trend



Percent of Federal Poverty Levels Totals



The "No Poverty Data" group consists of members with no poverty data and members enrolled with an aid category of U- DDSD State, R2 - OJA not Incarcerated, or R4 - OJA Incarcerated. These aid categories do not require poverty data or do not use the poverty data

Health Care Agency Leadership Lays Out Plan to Go Back to Basics

OKLAHOMA CITY — Today, Secretary of Health and Mental Health and Oklahoma Health Care Authority (OHCA) CEO Clay Bullard, Interim Commissioner of the Department of Mental Health Greg Slavonic and Commissioner of the Department of Health Keith Reed laid out a plan to go back to basics at the Department of Mental Health and Substance Abuse Services (ODMHSAS).

Story Continues Here: [Health Care Agency Leadership Lays Out Plan to Go Back to Basics](#)

Data was compiled by the Office of Data Governance and Analytics as of the report date and is subject to change. Numbers frequently change due to certifications occurring after the data is extracted and other factors. This report is based on data within the system prior to the report date. A majority of the data is a "point in time" representation of the specific report month and is not cumulative. Unless stated otherwise, CHILD is defined as an individual under the age of 21.