

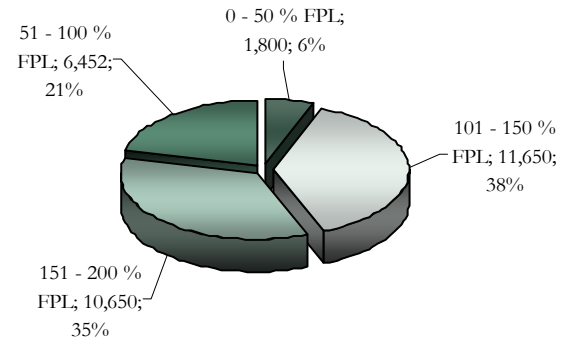


Insure Oklahoma is an innovative program Oklahoma has created to bridge the gap in the health care coverage for low-income working adults. Under the Employer-Sponsored Insurance (ESI) program, premium costs are shared by the state (60 percent), the employer (25 percent) and the employee (15 percent). The Individual Plan (IP) allows people who can't access the benefits through their employer, including those who are self-employed or may be temporarily unemployed, to buy health insurance directly through the state. Find out more information by visiting www.insureoklahoma.org or by calling 1-888-365-3742.

Insure Oklahoma Total Enrollment

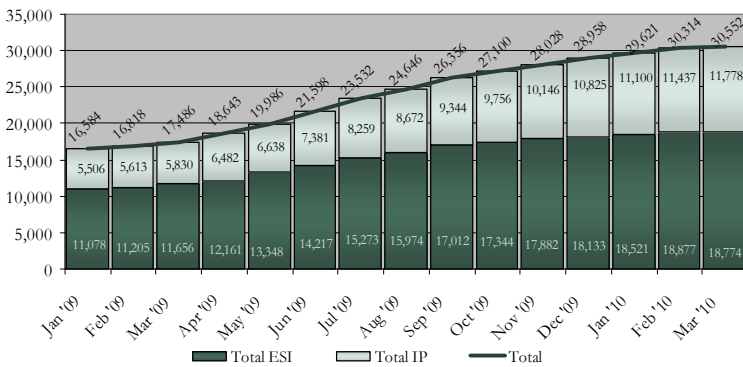
Qualifying Enrollment		Enrollment	% of Total
Employer Sponsored Insurance (ESI)	Employee	15,660	51.26%
Employer Sponsored Insurance (ESI)	Spouse	3,063	10.03%
Individual Plan (IP)	Employee	8,896	29.12%
Individual Plan (IP)	Spouse	2,708	8.86%
Student (ESI)	---	51	0.17%
Student (IP)	---	174	0.57%
Businesses	---	5,606	---
Carriers / HealthPlans	---	20 / 477	---
Primary Care Physician	---	963	---

Federal Poverty Level Breakdown of Total Enrollment



Total Enrollment	30,552	ESI	18,774	61%
		IP	11,778	39%

Total Insure Oklahoma Member Monthly Enrollment



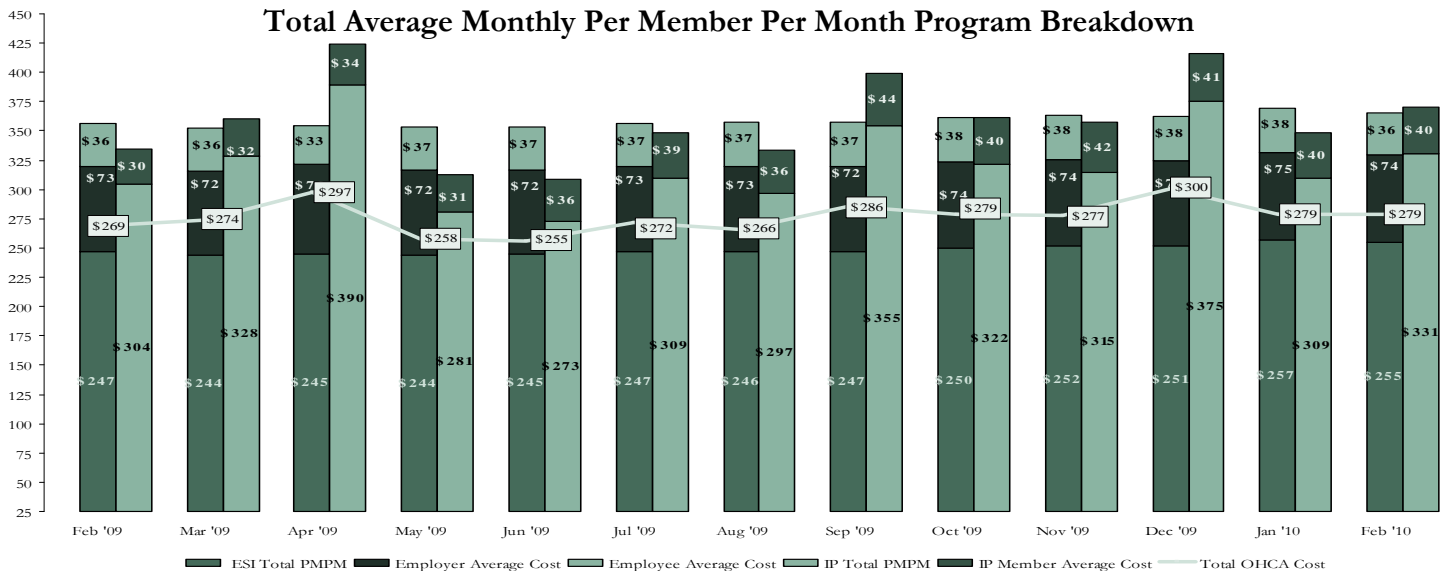
Currently Enrolled	Up from Previous Year
Businesses	5,606 36%
ESI Enrollees	18,774 61%
IP Enrollees	11,778 102%

ESI & IP Enrollee totals include Students.

Latest Monthly Marketing Statistics	
Web Hits on InsureOklahoma.org	37,034
Call Center - Calls Answered	12,018

Call Center count now includes OHCA calls.

Total Average Monthly Per Member Per Month Program Breakdown



All the state share of the Insure Oklahoma program costs are budgeted from the state's tobacco tax revenues. (All financial information is previous month activity.)

