

# Fiscal Year 2010 Annual Review of Fibric Acid Derivatives

Oklahoma HealthCare Authority  
April 2011

## Approval Criteria:

- Laboratory documented failure with a tier one medication after 6 months trial with a tier one medication.
- Documented adverse effect, drug interaction, or contraindication to tier-1 products.
- Prior stabilization on the tier-2 medication documented within the last 100 days.

Fibric Acid Derivatives*	
Tier One	Tier Two
Fenofibrate (Lofibra <sup>®</sup> Caps)	Fenofibrate (Antara <sup>®</sup> Caps)
Fenofibrate (Trilipix <sup>®</sup> Tabs)	Fenofibrate (Triglide <sup>®</sup> Tabs) 50mg, 160mg
Fenofibrate (Tricor <sup>®</sup> Tabs)	Fenofibrate (Lipofen <sup>®</sup> Caps)
Gemfibrozil (Lopid <sup>®</sup> Tabs)	Fenofibrate (Fenoglide <sup>®</sup> Tabs)
Clofibrate (Atromid-S <sup>®</sup> Caps)	

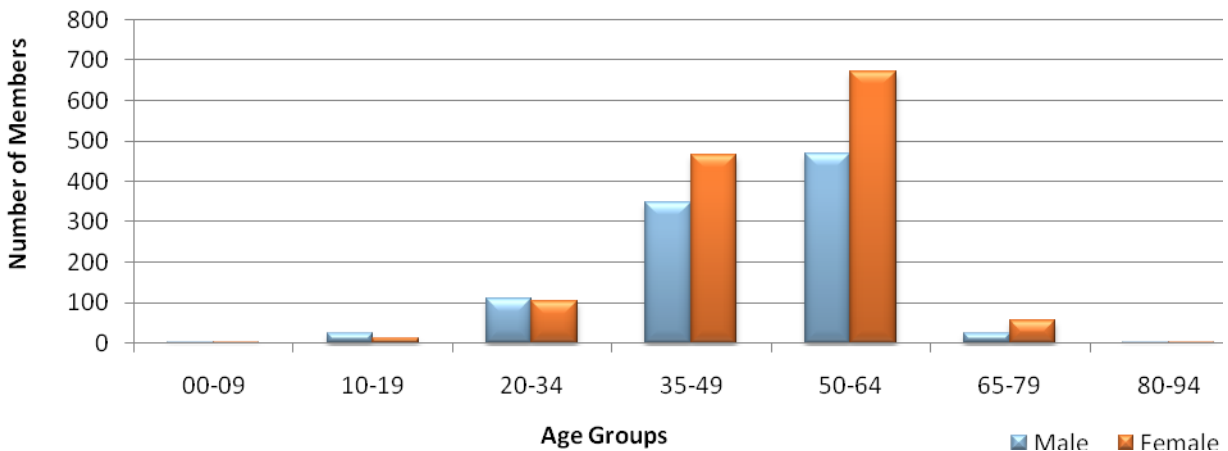
\* Tiers based on Supplemental Rebate Participation

## Utilization of Fibric Acid Derivatives

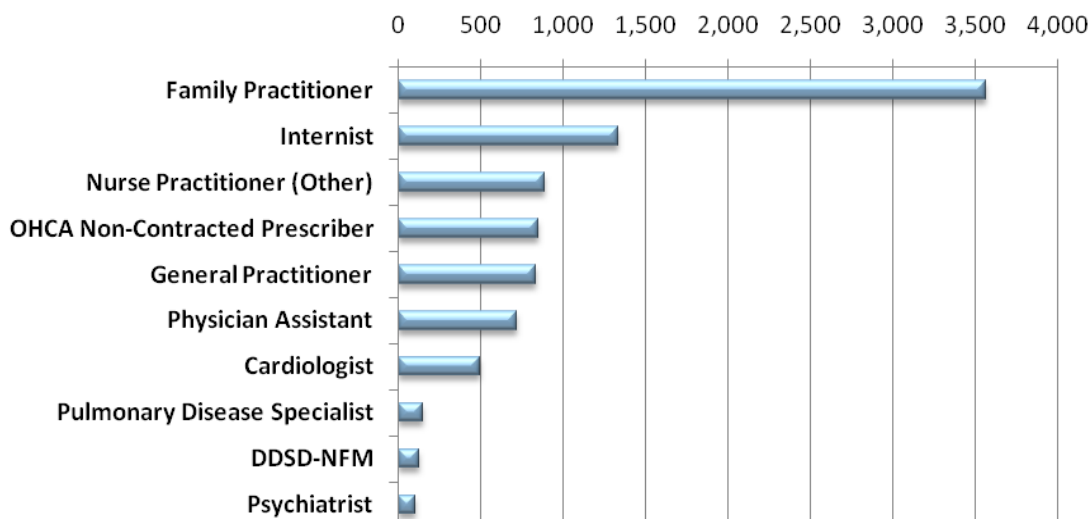
### Utilization Trends

Fiscal Year	Members	Claims	Paid	Paid/Claim	Perdiem	Units	Days
2009	1,755	7,294	\$440,049.87	\$60.33	\$1.66	401,355	264,615
2010	2,300	9,502	\$734,128.82	\$77.26	\$2.10	490,939	350,292
% Change	31.10%	30.30%	66.80%	28.10%	26.50%	22.30%	32.40%
Change	545	2,208	\$294,078.95	\$16.93	\$0.44	89,584	85,677

### Demographics for FY 2010



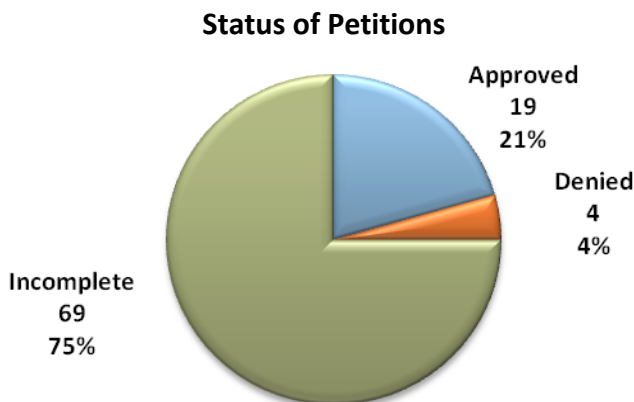
## Prescriber Specialty by Number of Claims for FY 2010



## Prior Authorization of Fibric Acid Derivatives

---

There were a total of 92 petitions submitted for this PBPA category during Fiscal Year 2010. Computer edits are in place to look for Tier 1 medications and generate automated prior authorizations where possible. The following chart shows the status of the submitted petitions:



## Market News and Update

---

December 2010 - Abbott Labs and AstraZeneca announced that they no longer intend to continue with the development of Certriad<sup>®</sup>, a fixed-dose, single pill formulation of TriLipix<sup>®</sup> and Crestor<sup>®</sup>. The companies have determined that the development of Certriad<sup>®</sup> is no longer commercially attractive after review of the complete response letter received from the US Food and Drug Administration (FDA) requesting additional information.

## Conclusion and Recommendation

---

The College of Pharmacy recommends continued monitoring of this category.

## Utilization Details of Fibric Acid Derivatives: FY 2010

Chemical Name	Brand Name	Claims	Members	Amount Paid	Per diem	% Cost	Units/Day	Claims/Member
Gemfibrozil	GEMFIBROZIL TAB 600MG	4,519	1,101	\$58,561.92	\$0.40	7.98%	1.93	4.1
Fenofibrate	TRICOR TAB 145MG	2,328	609	\$387,519.80	\$4.01	52.79%	1	3.82
Fenofibrate	TRICOR TAB 48MG	513	134	\$25,749.78	\$1.41	3.51%	1.09	3.83
Choline Fenofibrate	TRILIPIX CAP 135MG	1,269	372	\$194,579.19	\$3.80	26.50%	1	3.41
Choline Fenofibrate	TRILIPIX CAP 45MG	172	62	\$9,272.37	\$1.30	1.26%	1	2.77
Fenofibrate	FENOFIBRATE TAB 160MG	219	57	\$19,612.84	\$1.92	2.67%	1	3.84
Fenofibrate Micronized	FENOFIBRATE CAP 200MG	161	36	\$14,352.25	\$2.10	1.96%	1	4.47
Fenofibrate Micronized	FENOFIBRATE CAP 134MG	158	41	\$7,893.02	\$1.44	1.08%	1	3.85
Fenofibrate	FENOFIBRATE TAB 54MG	55	23	\$1,741.15	\$0.76	0.24%	1.05	2.39
Fenofibrate Micronized	FENOFIBRATE CAP 67MG	31	9	\$1,423.82	\$1.28	0.19%	1.59	3.44
Fenofibrate Micronized	ANTARA CAP 130MG	33	8	\$7,179.14	\$4.22	0.98%	1	4.13
Fenofibrate	FENOGLIDE TAB 120MG	21	12	\$4,697.56	\$4.39	0.64%	1	1.75
Fenofibrate	LIPOFEN CAP 150MG	6	2	\$555.39	\$3.09	0.08%	1	3
Fenofibrate	TRIGLIDE TAB 50MG	6	2	\$436.12	\$1.82	0.06%	1	3
Fenofibrate	FENOGLIDE TAB 40MG	5	2	\$231.68	\$1.54	0.03%	1	2.5
Fenofibrate	LOFIBRA TAB 160MG	5	1	\$277.22	\$1.85	0.04%	1	5
Fenofibrate Micronized	LOFIBRA CAP 134MG	1	1	\$45.57	\$1.52	0.01%	1	1
<b>Total</b>		<b>9,502</b>	<b>2,300*</b>	<b>\$734,128.82</b>	<b>\$2.10</b>	<b>100.00%</b>	<b>1.4</b>	<b>4.13</b>

\*Unduplicated total number of members.