

OKLAHOMA HEALTH CARE AUTHORITY  
REGULARLY SCHEDULED BOARD MEETING  
October 8, 2015 at 1:00 P.M.  
Duncan Regional Hospital  
1407 N Whisenant Drive  
Duncan, OK

**AGENDA**

**Items to be presented by Ed McFall, Chairman**

1. Call to Order / Determination of Quorum
2. Action Item – Approval of the Approval of September 10, 2015 OHCA Board Meeting Minutes

**Item to be presented by Nico Gomez, Chief Executive Officer**

3. Discussion Item – Chief Executive Officer’s Report
  - a) Financial Update – Carrie Evans, Chief Financial Officer
  - b) Medicaid Director’s Update – Garth Splinter, State Medicaid Director

**Item to be presented by Vickie Kersey, Director, Fiscal Planning and Procurement**

4. Discussion Item – State Fiscal Year 2017 Budget Request

**Item to be presented by Burl Beasley, Clinical Pharmacist**

5. Discussion Item – Drug Utilization Review and the Prior Authorization Process

**Item to be presented by Nicole Nantois, Chief of Legal Services**

6. Announcements of Conflicts of Interest Panel Recommendations for All Action Items Regarding This Board Meeting.

**Item to be presented by Burl Beasley, Clinical Pharmacist**

7. Action Item - Consideration and Vote Regarding Recommendations Made by the Drug Utilization Review Board Under 63 Oklahoma Statutes 5030.3.
  - a) Consideration and vote to add **Sitavig® (Acyclovir Buccal Tablets), Rasuvo® (Methotrexate Injection), Otrexup™ (Methotrexate Injection), Onmel® (Itraconazole Oral Tablets), and Purixan® (Mercaptopurine Oral Suspension)**, to the utilization and scope prior authorization program under OAC 317:30-5-77.2(e).
  - b) Consideration and vote to add **Namzaric™ (Memantine Extended-Release/Donepezil)** to the utilization and scope prior authorization program under OAC 317:30-5-77.2(e).
  - c) Consideration and vote to add **Corlanor® (Ivabradine)** to the utilization and scope prior authorization program under OAC 317:30-5-77.2(e).

**Item to be presented by Ed McFall, Chairman**

8. Discussion Item – Proposed Executive Session as Recommended by the Chief of Legal Services and Authorized by the Open Meetings Act, 25 Oklahoma Statutes § 307(B) (1), (4), (7) and (9).
  - Audit and Contracting Litigation
  - Discussion Regarding Upcoming CEO Evaluation
9. New Business
10. ADJOURNMENT

NEXT BOARD MEETING  
November 12, 2015  
Non-Profit Center  
Enid, OK

MINUTES OF A REGULARLY SCHEDULED BOARD MEETING  
OF THE HEALTH CARE AUTHORITY BOARD  
September 10, 2015  
Held at the Comanche County Memorial Hospital  
Lawton, Oklahoma

Manner and Time of Notice of Meeting: A statutorily required public meeting notice was placed on the front door of the Oklahoma Health Care Authority on September 9, 2015 at 10:30 a.m. Advance public meeting notice was provided to the Oklahoma Secretary of State. In addition to the posting of the statutory public notice, the agency placed its agenda on its website on September 9, 2015 at 9:39 a.m.

Pursuant to a roll call of the members, a quorum was declared to be present, and Chairman McFall called the meeting to order at 1:00 p.m.

BOARD MEMBERS PRESENT: Chairman McFall, Vice-Chairman Armstrong, Member Bryant, Member Robison, Member Case

BOARD MEMBERS ABSENT: Member McVay, Member Nuttle

OTHERS PRESENT:  
Melissa Pratt, OHCA  
Becky Pasternik-Ikard, OHCA  
Corey Burnett, OHCA  
Will Widman, HP  
Ann Coody, House of Representatives  
Charles Brodt, HP  
Robert Groeneveld, Xerox  
Sean McAvoy, Lawton Community Health Ctr  
Randy Segler, CMMH

OTHERS PRESENT:  
Marlene Asmussen, OHCA  
Kara Kearns, OHCA  
Cindi Bryan, OHCA  
Burl Beasley, OHCA  
Becky Moore, OAHCP  
Randy Cury, SWOSU College of Pharmacy Rural Health  
Ken Larson, Xerox  
Jaclyn Cosgrove, The Oklahoman

**DISCUSSION AND POSSIBLE VOTE ON APPROVAL OF BOARD MINUTES OF THE REGULARY SCHEDULED BOARD MEETING AND STRATEGIC PLANNING CONFERENCE HELD AUGUST 12-14, 2015.**

The Board routinely reviews and approves a synopsis of all its meetings. The full-length recordings of the meetings of the Board are retained at the Board Offices and may be reviewed upon written request.

MOTION: Member Case moved for approval of the August 12-14, 2015 board meeting and strategic planning conference minutes as published. The motion was seconded by Vice-Chairman Armstrong.

FOR THE MOTION: Chairman McFall, Member Bryant, Member Robison

ABSENT: Member McVay, Member Nuttle

**NICO GOMEZ, CHIEF EXECUTIVE OFFICER'S REPORT**

Mr. Gomez thanked Comanche County Memorial Hospital and Representative Ann Coody for hosting our board meeting in Lawton.

**ITEM 3a / FINANCIAL UPDATE**

Carrie Evans, Chief Financial Officer

Ms. Evans reported on the final financial transactions for SFY15 and noted that we ended the year with a positive variance of \$11.7 million state dollars however last month we were at \$21 million state dollars but we just reserved the \$40 million carryover to fund the SFY16 budget. She noted that we finished with a positive program variance of \$20 million state dollars and \$5.1 million in administration. We ran over budget in several of our revenue categories: Drug Rebate - \$7.5, Taxes and Fees - \$3.8 and Overpayments/Settlements - \$8.3. Ms. Evans predicted that OHCA will be slightly under budget for July and August. For more detailed information, see Item 3a in the board packet.

Mr. Gomez noted that he and Chairman McFall were invited to listen to the House, Senate and the Executive Governor's appropriators about what their thoughts were on the upcoming budget. It was advised that agencies need to be thinking now about what is going to happen if there are significant cuts and appropriations. Mr. Gomez stated that we have to be very mindful of our budget. He mentioned that the OHCA Audit/Finance subcommittee will meet soon to discuss the situation further. Chairman McFall noted that he wanted to meet with leadership at the House, Senate and Governor's office and explain our FMAP and some other things we have to look at.

### **ITEM 3b / MEDICAID DIRECTOR'S UPDATE**

Garth Splinter, State Medicaid Director

Dr. Splinter provided an update for July data that included a report on the number of enrollees in the Medicaid program. He discussed the charts provided for In-State Contracted Providers and HEDIS Quality Measure – Appropriate Medications for the Treatment of Asthma. For more detailed information, see Item 3b in the board packet.

### **ITEM 3b.1 / POPULATION CARE MANAGEMENT (PCM) OVERVIEW PRESENTATION**

Marlene Asmussen, PCM Director

Ms. Asmussen presented an overview of the Care Management department which includes the Case Management (PCM), Health Management Program (HMP) and the Chronic Care Unit (CCU). She noted that these units coordinate the delivery of health care to our members through resources, providers and facilities within the scope of the SoonerCare program at no cost. Member Case asked if 1,342 new cases in August was typical and Ms. Asmussen did say that it was average. Mr. Gomez commended Ms. Asmussen and her staff for going the extra mile and for their work. Vice-Chairman Armstrong asked about the increase he has seen of babies born addicted to heroin and the catastrophic hit that takes on hospitals, their budgets and society as a whole. He asked if we have seen this in the state of Oklahoma? Ms. Asmussen stated that she is not aware of anything specific and does not have any numbers for that data. Burl Beasley, Pharmacist, discussed prescription drug abuse and stated that it has not reached Oklahoma yet and yes we have a child addicted to a prescription opioid, it's just finding out what they are addicted to. For more detailed information, see Item 3b.1 in the board packet.

### **ITEM 3c / RECOGNITION OF CINDI BRYAN, POPULATION CARE MANAGEMENT PROGRAM EDUCATION MANAGER**

Becky Pasternik-Ikard, Deputy State Medicaid Director & Marlene Asmussen, PCM Director

Member Robison gave a brief history and overview of the Great 100 Nurses of Oklahoma. Ms. Pasternik-Ikard recognized Ms. Bryan for receiving the award as a part of the Great 100 Nurses of Oklahoma. Ms. Bryan was presented with a framed Governor's commendation and a framed poster that includes her name as well as other recognized nurses in the state. She was commended on her work, especially in motivational interviewing, at the Oklahoma Health Care Authority.

Mr. Gomez mentioned that Carter Kimble has accepted a position at the Oklahoma State Department of Health and that this would be his last OHCA board meeting and thanked Mr. Kimble for his service. Mr. Gomez stated that he and Mr. Kimble will be traveling to Washington, DC to testify about program integrity at the House Committee on Energy & Finance.

### **ITEM 4 / INSURE OKLAHOMA MARKETING CAMPAIGN PRESENTATION**

Cate Jeffries, Sr. Public Information Representative & Melissa Pratt, Insure Oklahoma Administrator

Ms. Pratt gave a brief historical overview of the Insure Oklahoma (IO) Marketing and then Ms. Jeffries discussed the various outlets used to advertise IO such as television and radio ads, billboards and we will soon partner with insurance agents. She provided statistics to highlight how many areas in the state we have reached with marketing. For more detailed information, see Item 4 in the board packet.

### **ITEM 5 / HOME AND COMMUNITY BASED WAIVER (HCBW) TRANSITION**

Tywanda Cox, Chief of Federal and State Policy

Ms. Cox presented on expiration of internal waivers. She gave a history of Money Follows the Person (MFP) Program, which included qualifications, services offered, demonstration period, Waivers after demonstration, internal Waivers and the expiration of Waiver. For more detailed information, see Item 5 in the board packet.

**ITEM 6 / AGED, BLIND, DISABLED (ABD) CARE COORDINATION MODELS, SUMMARY OF RESPONSES TO THE REQUEST FOR INFORMATION (RFI)**

Andrew Cohen, President of Pacific Health Policy Group (PHPG)

Mr. Cohen gave a presentation on the ABD Care Coordination which included explaining who are our ABD members, where the Medicaid dollars are spent and discussing the RFI. For more detailed information, see Item 6 in the board packet.

**ITEM 7 / PROPOSED EXECUTIVE SESSION AS RECOMMENDED BY THE CHIEF OF LEGAL SERVICES AND AUTHORIZED BY THE OPEN MEETINGS ACT, 25 OKLAHOMA STATUTES §307(B) (1), (4), (7) AND (9).**

Nicole Nantois, Chief of Legal Services

Chairman McFall entertained a motion to go into Executive Session at this time.

MOTION: Vice-Chairman Armstrong moved for approval to go into Executive Session. The motion was seconded by Member Robison.

FOR THE MOTION: Chairman McFall, Member Bryant, Member Case

ABSENT: Member McVay, Member Nuttle

7. Discussion Item – Proposed Executive Session as Recommended by the Chief of Legal Services and Authorized by the Open Meetings Act, 25 Oklahoma Statutes § 307(B) (1), (4), (7) and (9).

Bethesda Family Services  
Stripling vs. OHCA  
Sulphur Manor v. Burwell

**ITEM 8 / NEW BUSINESS**

There was no new business.

**ITEM 9 / ADJOURNMENT**

MOTION: Vice-Chairman Armstrong moved for approval for adjournment. The motion was seconded by Member Case.

FOR THE MOTION: Chairman McFall, Member Robison, Member Bryant

ABSENT: Member McVay, Member Nuttle

Meeting adjourned at 2:57 p.m., 9/10/2015

NEXT BOARD MEETING  
October 8, 2015  
Duncan Regional Hospital  
Duncan, OK

*Lindsey Bateman*  
Board Secretary

Minutes Approved: \_\_\_\_\_

Initials: \_\_\_\_\_



## FINANCIAL REPORT

For the Two Months Ended August 31, 2015  
Submitted to the CEO & Board

- Revenues for OHCA through August, accounting for receivables, were **\$731,745,854** or **2% under** budget.
- Expenditures for OHCA, accounting for encumbrances, were **\$681,947,867** or **2.4% under** budget.
- The state dollar budget variance through August is a **positive \$2,370,974**.
- The budget variance is primarily attributable to the following (in millions):

<b>Expenditures:</b>		
Medicaid Program Variance		2.9
Administration		.7
<b>Revenues:</b>		
Drug Rebate		(1.2)
Taxes and Fees		(.5)
Overpayments/Settlements		.5
<b>Total FY 15 Variance</b>	<b>\$</b>	<b>2.4</b>

### ATTACHMENTS

Summary of Revenue and Expenditures: OHCA	1
Medicaid Program Expenditures by Source of Funds	2
Other State Agencies Medicaid Payments	3
Fund 205: Supplemental Hospital Offset Payment Program Fund	4
Fund 230: Quality of Care Fund Summary	5
Fund 245: Health Employee and Economy Act Revolving Fund	6
Fund 250: Belle Maxine Hilliard Breast and Cervical Cancer Treatment Revolving Fund	7

**OKLAHOMA HEALTH CARE AUTHORITY**  
**Summary of Revenues & Expenditures: OHCA**  
**SFY 2016, For the Two Month Period Ending August 31, 2015**

REVENUES	FY16 Budget YTD	FY16 Actual YTD	Variance	% Over/ (Under)
State Appropriations	\$ 170,068,384	\$ 170,068,384	\$ -	0.0%
Federal Funds	414,929,627	404,245,186	(10,684,442)	(2.6)%
Tobacco Tax Collections	7,710,028	8,589,782	879,754	11.4%
Quality of Care Collections	12,843,115	12,414,904	(428,211)	(3.3)%
Prior Year Carryover	67,016,727	67,016,727	-	0.0%
Federal Deferral - Interest	51,652	51,652	-	0.0%
Drug Rebates	12,200,386	9,035,318	(3,165,068)	(25.9)%
Medical Refunds	7,940,424	6,668,079	(1,272,345)	(16.0)%
Supplemental Hospital Offset Payment Program	49,751,441	49,751,441	-	0.0%
Other Revenues	3,879,131	3,904,381	25,250	0.7%
<b>TOTAL REVENUES</b>	<b>\$ 746,390,915</b>	<b>\$ 731,745,854</b>	<b>\$ (14,645,061)</b>	<b>(2.0)%</b>
EXPENDITURES	FY16 Budget YTD	FY16 Actual YTD	Variance	% (Over)/ Under
<b>ADMINISTRATION - OPERATING</b>	<b>\$ 8,788,882</b>	<b>\$ 8,649,689</b>	<b>\$ 139,193</b>	<b>1.6%</b>
<b>ADMINISTRATION - CONTRACTS</b>	<b>\$ 14,643,492</b>	<b>\$ 13,471,766</b>	<b>\$ 1,171,726</b>	<b>8.0%</b>
<b>MEDICAID PROGRAMS</b>				
<u>Managed Care:</u>				
SoonerCare Choice	7,155,240	6,616,404	538,836	7.5%
<u>Acute Fee for Service Payments:</u>				
Hospital Services	149,505,714	146,374,125	3,131,589	2.1%
Behavioral Health	3,348,389	3,431,971	(83,583)	(2.5)%
Physicians	83,783,770	79,102,855	4,680,915	5.6%
Dentists	21,960,533	23,421,517	(1,460,984)	(6.7)%
Other Practitioners	5,887,514	7,133,411	(1,245,898)	(21.2)%
Home Health Care	3,397,537	3,304,416	93,121	2.7%
Lab & Radiology	13,118,960	11,003,922	2,115,038	16.1%
Medical Supplies	7,657,654	6,869,478	788,176	10.3%
Ambulatory/Clinics	22,698,325	20,845,809	1,852,515	8.2%
Prescription Drugs	86,959,235	82,347,159	4,612,077	5.3%
OHCA Therapeutic Foster Care	273,800	273,152	649	0.2%
<u>Other Payments:</u>				
Nursing Facilities	96,604,329	96,315,812	288,517	0.3%
Intermediate Care Facilities for Individuals with Intellectual Disabilities Private	10,432,749	10,701,489	(268,740)	(2.6)%
Medicare Buy-In	21,858,990	22,578,961	(719,971)	(3.3)%
Transportation	12,216,484	10,853,315	1,363,169	11.2%
Money Follows the Person-OHCA	119,146	94,539	24,607	0.0%
Electronic Health Records-Incentive Payments	2,987,487	2,987,487	-	0.0%
Part D Phase-In Contribution	13,207,958	13,222,035	(14,077)	(0.1)%
Supplemental Hospital Offset Payment Program	112,348,555	112,348,555	-	0.0%
<b>Total OHCA Medical Programs</b>	<b>675,522,370</b>	<b>659,826,412</b>	<b>15,695,958</b>	<b>2.3%</b>
OHCA Non-Title XIX Medical Payments	9,158	-	9,158	0.0%
<b>TOTAL OHCA</b>	<b>\$ 698,963,902</b>	<b>\$ 681,947,867</b>	<b>\$ 17,016,035</b>	<b>2.4%</b>
<b>REVENUES OVER/(UNDER) EXPENDITURES</b>	<b>\$ 47,427,012</b>	<b>\$ 49,797,987</b>	<b>\$ 2,370,974</b>	

**OKLAHOMA HEALTH CARE AUTHORITY**  
**Total Medicaid Program Expenditures**  
**by Source of State Funds**  
**SFY 2016, For the Two Month Period Ending August 31, 2015**

Category of Service	Total	Health Care Authority	Quality of Care Fund	HEEIA	SHOPP Fund	BCC Revolving Fund	Other State Agencies
SoonerCare Choice	\$ 6,639,759	\$ 6,614,307	\$ -	\$ 23,355	\$ -	\$ 2,097	\$ -
Inpatient Acute Care	250,453,272	95,443,792	81,114	645,670	83,225,354	390,111	70,667,230
Outpatient Acute Care	73,640,402	49,977,969	6,934	715,853	22,465,442	474,204	-
Behavioral Health - Inpatient	9,709,422	2,109,280	-	57,204	6,265,547	-	1,277,391
Behavioral Health - Psychiatrist	1,714,904	1,322,691	-	-	392,213	-	-
Behavioral Health - Outpatient	4,916,432	-	-	-	-	-	4,916,432
Behavioral Health-Health Home	3,173,868	-	-	-	-	-	3,173,868
Behavioral Health Facility- Rehab	42,721,178	-	-	-	-	11,555	42,721,178
Behavioral Health - Case Management	3,163,050	-	-	-	-	-	3,163,050
Behavioral Health - PRTF	13,990,923	-	-	-	-	-	13,990,923
Residential Behavioral Management	3,567,905	-	-	-	-	-	3,567,905
Targeted Case Management	11,257,056	-	-	-	-	-	11,257,056
Therapeutic Foster Care	273,152	273,152	-	-	-	-	-
Physicians	89,768,671	78,141,288	9,683	616,328	-	951,883	10,049,489
Dentists	23,422,634	23,419,366	-	1,118	-	2,151	-
Mid Level Practitioners	424,841	421,974	-	2,746	-	121	-
Other Practitioners	6,725,497	6,636,208	74,394	14,181	-	714	-
Home Health Care	3,305,287	3,302,005	-	871	-	2,411	-
Lab & Radiology	11,251,818	10,947,777	-	247,896	-	56,145	-
Medical Supplies	6,906,506	6,411,093	451,922	37,028	-	6,463	-
Clinic Services	20,141,321	19,566,849	-	109,308	-	30,920	434,244
Ambulatory Surgery Centers	1,276,537	1,245,236	-	28,497	-	2,804	-
Personal Care Services	2,252,779	-	-	-	-	-	2,252,779
Nursing Facilities	96,315,812	60,893,753	35,418,946	-	-	3,113	-
Transportation	10,832,020	10,385,762	438,069	-	-	8,189	-
GME/IME/DME	16,319,158	-	-	-	-	-	16,319,158
ICF/IID Private	10,701,489	8,711,595	1,989,895	-	-	-	-
ICF/IID Public	1,672,777	-	-	-	-	-	1,672,777
CMS Payments	35,800,996	35,671,798	129,198	-	-	-	-
Prescription Drugs	83,947,201	82,053,701	-	1,600,042	-	293,457	-
Miscellaneous Medical Payments	21,295	21,141	-	-	-	154	-
Home and Community Based Waiver	33,414,857	-	-	-	-	-	33,414,857
Homeward Bound Waiver	14,737,300	-	-	-	-	-	14,737,300
Money Follows the Person	1,345,908	94,539	-	-	-	-	1,251,369
In-Home Support Waiver	4,338,630	-	-	-	-	-	4,338,630
ADvantage Waiver	31,329,494	-	-	-	-	-	31,329,494
Family Planning/Family Planning Waiver	944,903	-	-	-	-	-	944,903
Premium Assistance*	7,304,538	-	-	7,304,538	-	-	-
Electronic Health Records Incentive Payments	2,987,487	2,987,487	-	-	-	-	-
<b>Total Medicaid Expenditures</b>	<b>\$ 942,711,077</b>	<b>\$ 506,652,762</b>	<b>\$ 38,600,156</b>	<b>\$ 11,404,634</b>	<b>\$ 112,348,556</b>	<b>\$ 2,236,494</b>	<b>\$ 271,480,031</b>

\* Includes \$7,256,394 paid out of Fund 245



**OKLAHOMA HEALTH CARE AUTHORITY**  
**Summary of Revenues & Expenditures:**  
**Other State Agencies**  
**SFY 2016, For the Two Month Period Ending August 31, 2015**

<b>REVENUE</b>	<b>FY16 Actual YTD</b>
Revenues from Other State Agencies	\$ 107,354,291
Federal Funds	169,132,059
<b>TOTAL REVENUES</b>	<b>\$ 276,486,350</b>
<b>EXPENDITURES</b>	<b>Actual YTD</b>
<b>Department of Human Services</b>	
Home and Community Based Waiver	\$ 33,414,857
Money Follows the Person	1,251,369
Homeward Bound Waiver	14,737,300
In-Home Support Waivers	4,338,630
ADvantage Waiver	31,329,494
Intermediate Care Facilities for Individuals with Intellectual Disabilities Public	1,672,777
Personal Care	2,252,779
Residential Behavioral Management	2,749,474
Targeted Case Management	9,360,416
<b>Total Department of Human Services</b>	<b>101,107,095</b>
<b>State Employees Physician Payment</b>	
Physician Payments	10,049,489
<b>Total State Employees Physician Payment</b>	<b>10,049,489</b>
<b>Education Payments</b>	
Graduate Medical Education	195,000
Graduate Medical Education - Physicians Manpower Training Commission	-
Indirect Medical Education	16,124,158
Direct Medical Education	-
<b>Total Education Payments</b>	<b>16,319,158</b>
<b>Office of Juvenile Affairs</b>	
Targeted Case Management	536,297
Residential Behavioral Management	818,431
<b>Total Office of Juvenile Affairs</b>	<b>1,354,728</b>
<b>Department of Mental Health</b>	
Case Management	3,163,050
Inpatient Psychiatric Free-standing	1,277,391
Outpatient	4,916,432
Health Homes	3,173,868
Psychiatric Residential Treatment Facility	13,990,923
Rehabilitation Centers	42,721,178
<b>Total Department of Mental Health</b>	<b>69,242,841</b>
<b>State Department of Health</b>	
Children's First	279,508
Sooner Start	165,079
Early Intervention	818,884
Early and Periodic Screening, Diagnosis, and Treatment Clinic	178,873
Family Planning	(5,715)
Family Planning Waiver	948,530
Maternity Clinic	2,812
<b>Total Department of Health</b>	<b>2,387,970</b>
<b>County Health Departments</b>	
EPSDT Clinic	87,480
Family Planning Waiver	2,088
<b>Total County Health Departments</b>	<b>89,568</b>
<b>State Department of Education</b>	<b>32,140</b>
<b>Public Schools</b>	<b>229,811</b>
<b>Medicare DRG Limit</b>	<b>70,000,000</b>
<b>Native American Tribal Agreements</b>	<b>-</b>
<b>Department of Corrections</b>	<b>-</b>
<b>JD McCarty</b>	<b>667,230</b>
<b>Total OSA Medicaid Programs</b>	<b>\$ 271,480,030</b>
<b>OSA Non-Medicaid Programs</b>	<b>\$ 10,886,620</b>
<b>Accounts Receivable from OSA</b>	<b>\$ 5,880,300</b>

**OKLAHOMA HEALTH CARE AUTHORITY**  
**SUMMARY OF REVENUES & EXPENDITURES:**  
**Fund 205: Supplemental Hospital Offset Payment Program Fund**  
**SFY 2016, For the Two Month Period Ending August 31, 2015**

<b>REVENUES</b>	<b>FY 16 Revenue</b>
SHOPP Assessment Fee	\$ 49,678,005
Federal Draws	69,993,150
Interest	22,787
Penalties	44,651
State Appropriations	(7,550,000)
<b>TOTAL REVENUES</b>	<b>\$ 112,188,592</b>

<b>EXPENDITURES</b>	<b>Quarter</b>	<b>FY 16 Expenditures</b>
<b>Program Costs:</b>	<b>7/1/15 - 9/30/15</b>	
Hospital - Inpatient Care	83,225,354	\$ 83,225,354
Hospital -Outpatient Care	22,465,442	\$ 22,465,442
Psychiatric Facilities-Inpatient	6,265,547	\$ 6,265,547
Rehabilitation Facilities-Inpatient	392,213	\$ 392,213
<b>Total OHCA Program Costs</b>	<b>112,348,555</b>	<b>\$ 112,348,555</b>

<b>Total Expenditures</b>	<b>\$ 112,348,555</b>
---------------------------	-----------------------

<b>CASH BALANCE</b>	<b>\$ (159,963)</b>
---------------------	---------------------

**OKLAHOMA HEALTH CARE AUTHORITY**  
**SUMMARY OF REVENUES & EXPENDITURES:**  
**Fund 230: Nursing Facility Quality of Care Fund**  
**SFY 2016, For the Two Month Period Ending August 31, 2015**

REVENUES	Total Revenue	State Share
Quality of Care Assessment	\$ 12,409,115	\$ 12,409,115
Interest Earned	5,788	5,788
<b>TOTAL REVENUES</b>	<b>\$ 12,414,904</b>	<b>\$ 12,414,904</b>

EXPENDITURES	FY 16 Total \$ YTD	FY 16 State \$ YTD	Total State \$ Cost
<b>Program Costs</b>			
Nursing Facility Rate Adjustment	\$ 34,812,305	\$ 13,124,239	
Eyeglasses and Dentures	45,921	17,312	
Personal Allowance Increase	560,720	211,391	
Coverage for Durable Medical Equipment and Supplies	451,922	170,375	
Coverage of Qualified Medicare Beneficiary	172,126	64,891	
Part D Phase-In	129,198	129,198	
ICF/IID Rate Adjustment	881,272	332,239	
Acute Services ICF/IID	1,108,623	417,951	
Non-emergency Transportation - Soonerride	438,069	165,152	
<b>Total Program Costs</b>	<b>\$ 38,600,156</b>	<b>\$ 14,632,749</b>	<b>\$ 14,632,749</b>
<b>Administration</b>			
OHCA Administration Costs	\$ 83,478	\$ 41,739	
DHS-Ombudsmen	-	-	
OSDH-Nursing Facility Inspectors	-	-	
Mike Fine, CPA	-	-	
<b>Total Administration Costs</b>	<b>\$ 83,478</b>	<b>\$ 41,739</b>	<b>\$ 41,739</b>
<b>Total Quality of Care Fee Costs</b>	<b>\$ 38,683,634</b>	<b>\$ 14,674,488</b>	
<b>TOTAL STATE SHARE OF COSTS</b>			<b>\$ 14,674,488</b>

Note: Expenditure amounts are for informational purposes only. Actual payments are made from Fund 340. Revenues deposited into the fund are transferred to Fund 340 to support the costs, not to exceed the calculated state share amount.

**OKLAHOMA HEALTH CARE AUTHORITY**  
**SUMMARY OF REVENUES & EXPENDITURES:**  
**Fund 245: Health Employee and Economy Improvement Act Revolving Fund**  
**SFY 2016, For the Two Month Period Ending August 31, 2015**

REVENUES	FY 15 Carryover	FY 16 Revenue	Total Revenue
Prior Year Balance	\$ 27,746,235	\$ -	\$ (303,449)
State Appropriations	(20,000,000)	-	-
Tobacco Tax Collections	-	7,065,061	7,065,061
Interest Income	-	55,061	55,061
Federal Draws	127,814	4,659,079	4,659,079
All Kids Act	(6,745,162)	-	-
<b>TOTAL REVENUES</b>	<b>\$ 1,128,887</b>	<b>\$ 11,779,201</b>	<b>\$ 11,475,752</b>

EXPENDITURES	FY 15 Expenditures	FY 16 Expenditures	Total \$ YTD
<b>Program Costs:</b>			
Employer Sponsored Insurance		\$ 7,256,394	\$ 7,256,394
College Students		48,145	17,322
All Kids Act		-	-
<b>Individual Plan</b>			
SoonerCare Choice		\$ 22,380	\$ 8,052
Inpatient Hospital		645,670	232,312
Outpatient Hospital		701,609	252,439
BH - Inpatient Services-DRG		56,876	20,464
BH -Psychiatrist		-	-
Physicians		608,737	219,024
Dentists		425	153
Mid Level Practitioner		2,744	987
Other Practitioners		14,104	5,075
Home Health		871	313
Lab and Radiology		244,122	87,835
Medical Supplies		35,627	12,819
Clinic Services		107,524	38,687
Ambulatory Surgery Center		28,497	10,253
Prescription Drugs		1,569,699	564,778
Miscellaneous Medical		-	-
Premiums Collected		-	(75,118)
<b>Total Individual Plan</b>		<b>\$ 4,038,886</b>	<b>\$ 1,378,073</b>
<b>College Students-Service Costs</b>		<b>\$ 61,210</b>	<b>\$ 22,023</b>
<b>All Kids Act- Service Costs</b>		<b>\$ -</b>	<b>\$ -</b>
<b>Total OHCA Program Costs</b>		<b>\$ 11,404,634</b>	<b>\$ 8,673,813</b>
<b>Administrative Costs</b>			
Salaries	\$ 73,467	\$ 277,810	\$ 351,277
Operating Costs	9,367	260	9,627
Health Dept-Postponing	-	911,030	911,030
Contract - HP	1,349,503	-	1,349,503
<b>Total Administrative Costs</b>	<b>\$ 1,432,337</b>	<b>\$ 1,189,101</b>	<b>\$ 2,621,437</b>
<b>Total Expenditures</b>			<b>\$ 11,295,250</b>
<b>NET CASH BALANCE</b>	<b>\$ (303,449)</b>		<b>\$ 180,502</b>

## OKLAHOMA HEALTH CARE AUTHORITY

### SUMMARY OF REVENUES & EXPENDITURES:

**Fund 250: Belle Maxine Hilliard Breast and Cervical Cancer Treatment Revolving Fund  
SFY 2016, For the Two Month Period Ending August 31, 2015**

REVENUES	FY 16 Revenue	State Share
Tobacco Tax Collections	\$ 140,955	\$ 140,955
<b>TOTAL REVENUES</b>	<b>\$ 140,955</b>	<b>\$ 140,955</b>

EXPENDITURES	FY 16 Total \$ YTD	FY 16 State \$ YTD	Total State \$ Cost
<b>Program Costs</b>			
SoonerCare Choice	\$ 2,097	\$ 553	
Inpatient Hospital	390,111	102,950	
Outpatient Hospital	474,204	125,143	
Inpatient Services-DRG	-	-	
Psychiatrist	-	-	
TFC-OHCA	-	-	
Nursing Facility	3,113	821	
Physicians	951,883	251,202	
Dentists	2,151	568	
Mid-level Practitioner	121	32	
Other Practitioners	714	188	
Home Health	2,411	636	
Lab & Radiology	56,145	14,817	
Medical Supplies	6,463	1,706	
Clinic Services	30,920	8,160	
Ambulatory Surgery Center	2,804	740	
Prescription Drugs	293,457	77,443	
Transportation	8,189	2,161	
Miscellaneous Medical	154	41	
<b>Total OHCA Program Costs</b>	<b>\$ 2,224,939</b>	<b>\$ 587,161</b>	
<b>OSA DMHSAS Rehab</b>	<b>\$ 11,555</b>	<b>\$ 3,049</b>	
<b>Total Medicaid Program Costs</b>	<b>\$ 2,236,494</b>	<b>\$ 590,211</b>	
<b>TOTAL STATE SHARE OF COSTS</b>			<b>\$ 590,211</b>

Note: Expenditure amounts are for informational purposes only. Actual payments are made from Fund 340. Revenues deposited into the fund are transferred to Fund 340 to support the costs, not to exceed the calculated state share amount.

# OHCA Board Meeting October 8, 2015 (August 2015 Data)

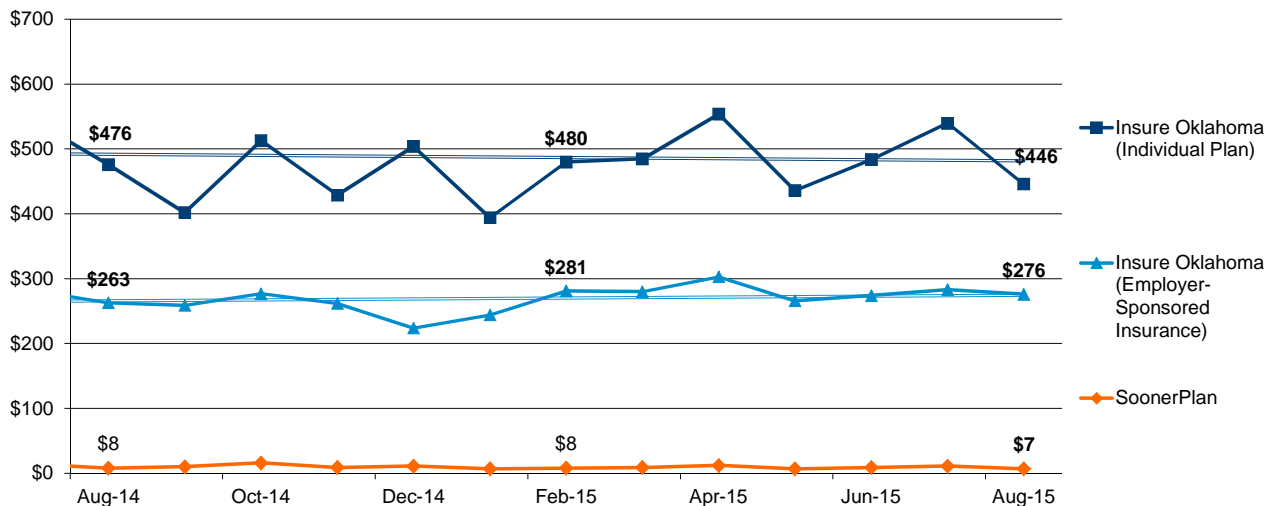
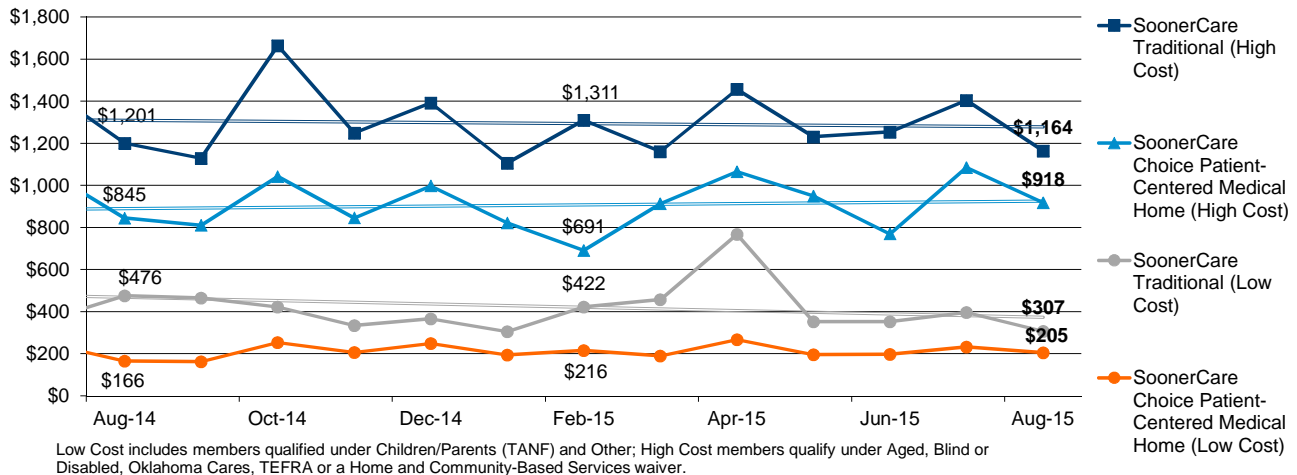
## SOONERCARE ENROLLMENT/EXPENDITURES

Delivery System			Enrollment August 2015	Children August 2015	Adults August 2015	Enrollment Change	Total Expenditures August 2015	PMPM August 2015	Forecasted August 2015 Trend PMPM
<b>SoonerCare Choice Patient-Centered Medical Home</b>			545,102	446,925	98,177	-4,165	<b>\$143,384,824</b>		
	<i>Lower Cost</i>	<i>(Children/Parents; Other)</i>	500,548	432,589	67,959	-3,977	\$102,471,618	\$205	\$219
	<i>Higher Cost</i>	<i>(Aged, Blind or Disabled; TEFFRA; BCC)</i>	44,554	14,336	30,218	-188	\$40,913,206	\$918	\$924
<b>SoonerCare Traditional</b>			240,207	93,854	146,353	1,863	<b>\$168,703,995</b>		
	<i>Lower Cost</i>	<i>(Children/Parents; Other)</i>	129,489	88,793	40,696	1,706	\$39,783,619	\$307	\$374
	<i>Higher Cost</i>	<i>(Aged, Blind or Disabled; TEFFRA; BCC &amp; HCBS Waiver)</i>	110,718	5,061	105,657	157	\$128,920,377	\$1,164	\$1,277
<b>SoonerPlan</b>			41,809	3,135	38,674	-141	<b>\$278,722</b>	\$7	\$8
<b>Insure Oklahoma</b>			17,138	483	16,655	-189	<b>\$5,421,333</b>		
	<i>Employer-Sponsored Insurance</i>		13,085	313	12,772	-80	\$3,614,036	\$276	\$277
	<i>Individual Plan</i>		4,053	170	3,883	-109	\$1,807,297	\$446	\$482
<b>TOTAL</b>			<b>844,256</b>	<b>544,397</b>	<b>299,859</b>	<b>-2,632</b>	<b>\$317,788,874</b>		

Enrollment totals include all members enrolled during the report month. Members may not have expenditure data. Children are members aged 0 - 20 or for Insure Oklahoma enrolled as Students or Dependents.

Total In-State Providers			(In-State Providers counted multiple times due to multiple locations, programs, types, and specialties)					
Physician	Pharmacy	Dentist	Hospital	Mental Health	Optometrist	Extended Care	Total PCPs	PCMH
9,537	936	1,196	196	5,167	632	240	6,469	2,453

## PER MEMBER PER MONTH COST BY GROUP



# SoonerCare

## ELECTRONIC HEALTH RECORDS (EHR) INCENTIVE STATISTICS

The Electronic Health Records Incentive Program is a federal program that offers major financial support to assist certain providers to adopt (acquire and install), implement (train staff, deploy tools, exchange data), upgrade (expand functionality or interoperability) or meaningfully use certified EHR technology.

Unduplicated Provider Totals	
Total Providers Paid	Total Payment Amount
2,663	\$184,686,573

Providers Paid - Since Inception										
	Participation Year 1				Participation Year 2		Participation Year 3		Participation Year 4	
	Adopt/Implement/Upgrade		Meaningful Use		Meaningful Use		Meaningful Use		Meaningful Use	
	Total Providers Paid	Total Payment Amount	Total Providers Paid	Total Payment Amount	Total Providers Paid	Total Payment Amount	Total Providers Paid	Total Payment Amount	Total Providers Paid	Total Payment Amount
Eligible Hospital*	90	\$54,261,926	16	\$7,684,573	95	\$47,158,261	62	\$8,557,891		
Eligible Professional	2,417	\$50,256,254	112	\$2,380,000	1,034	\$8,763,501	556	\$4,723,167	106	\$901,000
Totals	2,507	\$104,518,180	128	\$10,064,573	1,129	\$55,921,762	618	\$13,281,058	106	\$901,000
Participation Year Totals - Since Inception									4,488	\$184,686,573

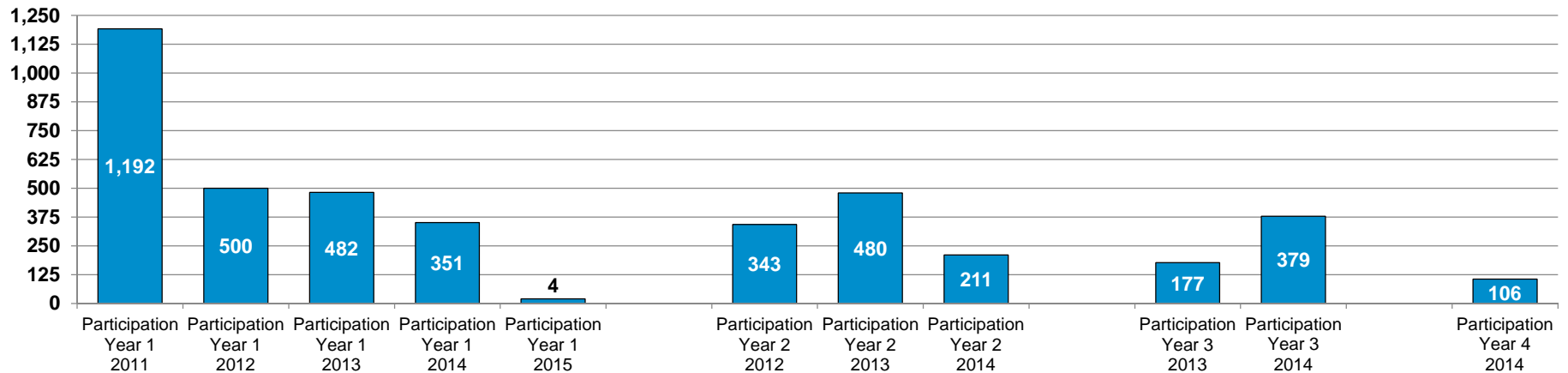
Providers Paid - August 2015										
	Participation Year 1				Participation Year 2		Participation Year 3		Participation Year 4	
	Adopt/Implement/Upgrade		Meaningful Use		Meaningful Use		Meaningful Use		Meaningful Use	
	Total Providers Paid	Total Payment Amount	Total Providers Paid	Total Payment Amount	Total Providers Paid	Total Payment Amount	Total Providers Paid	Total Payment Amount	Total Providers Paid	Total Payment Amount
Eligible Hospital*	0	\$0	0	\$0	0	\$0	2	\$139,691		
Eligible Professional	15	\$318,750	8	\$170,000	22	\$187,000	10	\$85,000	1	\$8,500
Totals	15	\$318,750	8	\$170,000	22	\$187,000	12	\$224,691	1	\$8,500
Participation Year Totals - August 2015									58	\$908,941

\*Hospitals may participate for up to 3 years.

Adopt/Implement/Upgrade: Acquiring or purchasing/Installing or utilizing/Expanding the functionality of certified EHR technology.

Meaningful Use: Using certified EHR technology to: Improve quality, safety, efficiency, and reduce health disparities; Engage patients and family; Improve care coordination, and population and public health; Maintain privacy and security of patient health information.

### Eligible Professionals EHR Incentive Program Participation



**OKLAHOMA HEALTH CARE AUTHORITY  
SFY 2017  
Budget Request Detail**

<b>Description of Priority</b>
<b>1 Annualizations</b> FFP Match Rate from 60.99% to 59.94% Medicare A & B Premiums - 01/01/16 (With Hold-Harmless from \$104.90 to \$159.30) CHIP- ACA FMAP increase by 23%
<b>2 Maintenance</b> FY'17 Growth/Utilization increases (1%) Medicare A & B premiums - 01/01/2017 (With Hold-Harmless from \$104.90 to \$159.30) Medicare Part D (clawback) - 100% State Rebase physician fee schedule to align with current RVUs
<b>3 One-Time Funding</b> FY-15 Onetime Carryover & Replace
<b>FY-2017 Budget Request Priorities</b>

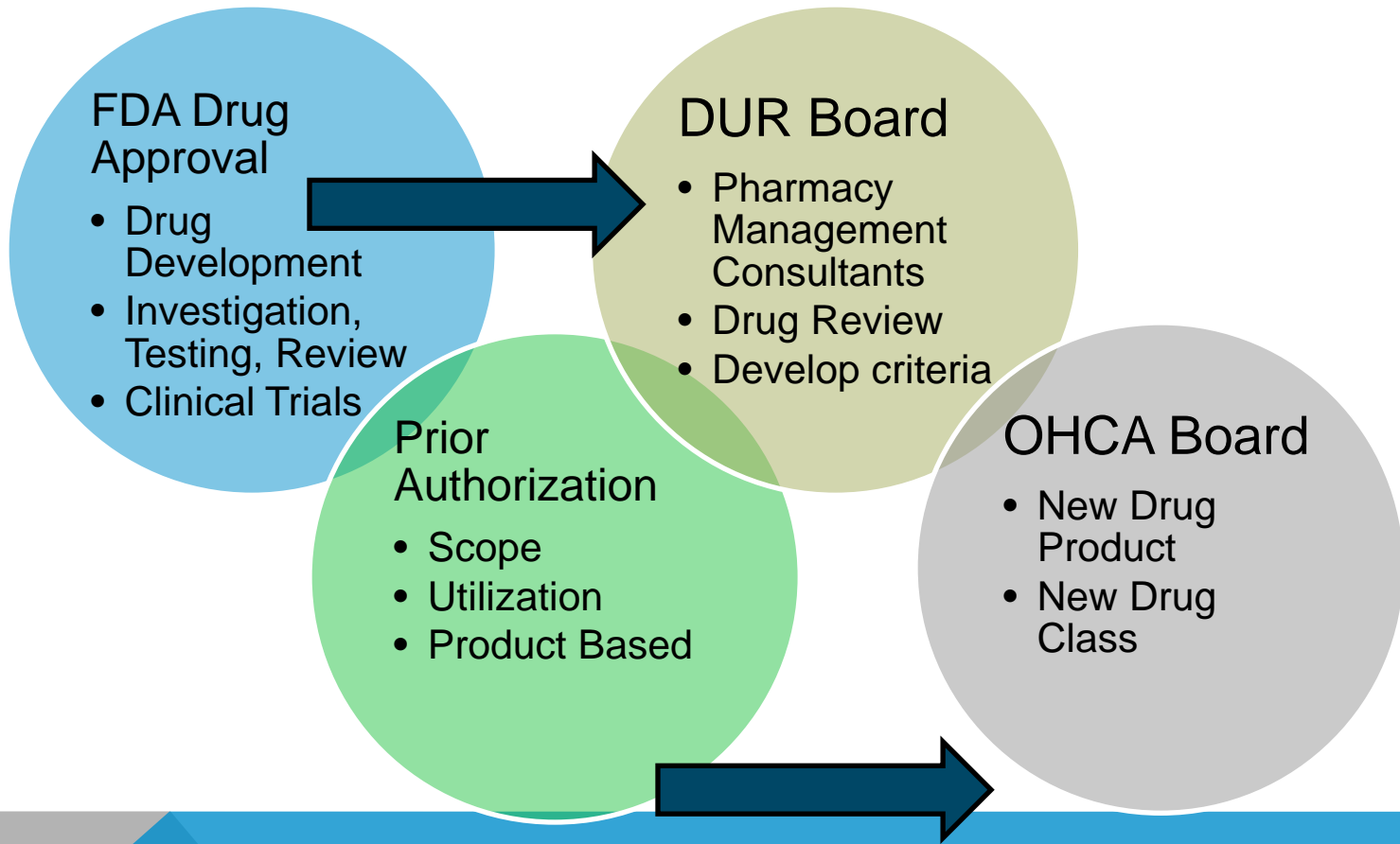
<b># FTE</b>	<b>State</b>	<b>Total</b>
	36,376,515	-
	12,273,401	30,839,628
	(10,151,189)	-
<b>-</b>	<b>38,498,727</b>	<b>30,839,628</b>
	9,444,900	32,777,251
	12,578,408	31,398,921
	6,202,537	6,202,537
	1,193,925	3,000,000
<b>-</b>	<b>29,419,770</b>	<b>73,378,709</b>
	12,016,727	-
<b>-</b>	<b>12,016,727</b>	<b>-</b>
<b>-</b>	<b>\$ 79,935,224</b>	<b>\$ 104,218,337</b>



# **DRUG UTILIZATION REVIEW AND THE PRIOR AUTHORIZATION PROCESS**

Burl Beasley, BS Pharm, MPH, MS Pharm  
Drug Utilization Review Pharmacist  
OHCA Pharmacy Services

# OHCA –PRIOR AUTHORIZATION PROCESS



# SOONERCARE PHARMACY OVERVIEW

## Managing SoonerCare Drug Use and Costs

- Prescription Limits
- Generic Utilization
- Drug Rebates
- State Max Allowable Cost (SMAC)
- Prior Authorization
- Drug Utilization Review (DUR)
  - Prospective, Retrospective DUR
- Therapy Management

# THE PRIOR AUTHORIZATION (PA) PROCESS- TYPES OF ACTION ITEMS

## Scope Controls

To insure that drugs are used for approved indications and therapeutically appropriate

## Utilization Controls

Used to limit the quantity of medication dispensed or limit duration of use

## Product Based Controls

Divides certain therapeutic categories of drugs into two or more levels called Tiers. Tier 1 are preferred, Tier 2 may require trials of Tier 1.



# DRUGS THAT REQUIRE PRIOR AUTHORIZATION

## Therapeutic Categories:

- **Antibiotics** - Cephalosporins, Ketoconazole Oral Tablets, Special Formulations
- **Biologics** - Botulinum toxins, Hematopoietic, Immunomodulating, Replacement Therapy, Respiratory, Skeletal
- **Cardiovascular** - Antihypertensives, Antiplatelet, Antihyperlipidemics, Clonidine Products, Revatio
- **Central Nervous System/Behavioral Health** - ADHD & Narcolepsy, Alzheimer's, Antidepressants, Anti-Migraine, Anxiolytic/Hypnotic, Atypical Antipsychotics, Fibromyalgia, Multiple Sclerosis, Narcotic Analgesics, Restless Leg Syndrome, Requip XL/Mirapex ER, Smoking Cessation, Substance Abuse Treatment
- **Diabetes/Endocrine** - Diabetic Medications, Erythropoietin Stimulating Agents, Growth Hormone, Testosterone
- **Gastro-Intestinal** - Amitiza, Anti-emetic, Anti-Ulcer
- **Genitourinary System** - Benign Prostatic Hyperplasia (BPH), Bladder Control Drugs
- **Hepatitis C** - Sovaldi, Olysio, Victrelis, Incivek
- **Metabolic Disorders**- Procysbi - Ravicti
- **Ocular/Otic** - Ocular Allergy, Ophthalmic Anti-Infective/Steroid, Ophthalmic Glaucoma, Otic Anti-Infective
- **Respiratory** - Asthma & COPD Inhalation Medications, Antihistamines, Leukotriene Modifiers, Nasal Allergy Sprays, Synagis, Tobi/Pulmozyme, Xolair
- **Skeletal System** - Amrix & Fexmid, Bisphosphonates, Forteo, Gout, NSAIDs, Skeletal Muscle Relaxants, Soma
- **Topical** - Antifungal, Elidel/Protopic, Lidoderm Patch, Pediculicides, Topical Antibiotic Medications, Topical Corticosteroids

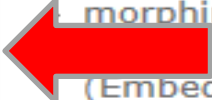
# TIER STRUCTURE ANALGESICS -OPIOID

- ONE trial of **Tier 1** of an approved opioid can qualify to move to Tier 2
- **Tier 2** require prior authorization
  - Automated – 2 Rx within time frame
  - FAX to Pharmacy Management Consultants

# TIER STRUCTURE EXAMPLE

## ANALGESICS -OPIOIDS

Tier 1	Tier 2	Tier 3	
Immediate Release	Long Acting		
<ul style="list-style-type: none"> <li>▶ codeine</li> <li>▶ codeine/APAP</li> <li>▶ hydromorphone(Dilaudid®)</li> <li>▶ ASA/butalbital/caffeine/ codeine (Fiorinal with Codeine®)</li> <li>▶ hydrocodone/APAP(Lortab®)</li> <li>▶ morphine-immediate release (MSIR®)</li> <li>▶ oxycodone-immediate release (OxylR®)</li> <li>▶ oxycodone/APAP(Percocet®)</li> <li>▶ oxycodone/ASA(Percodan®)</li> <li>▶ oxycodone/ibuprofen (Combunox™)</li> <li>▶ oxycodone ER 10mg, 15mg, 20mg only (Oxycontin®)</li> <li>▶ tramadol/APAP (Ultracet®)</li> <li>▶ hydrocodone/IBU (Vicoprofen®)</li> <li>▶ tramadol</li> <li>▶ Hycet®*</li> </ul>	<ul style="list-style-type: none"> <li>▶ morphine ER (MS Contin®)</li> <li>▶ fentanyl patches (Duragesic®)</li> <li>▶ buprenorphine (Butrans®)</li> <li>▶ oxycodone ER (Oxycontin®)</li> <li>▶ hydrocodone bitartrate extended-release (Hysingla™ ER)</li> </ul>	<ul style="list-style-type: none"> <li>▶ morphine sulfate (Avinza®)</li> <li>▶ morphine</li> <li>▶ morphine/naltrexone (Embeda®)</li> <li>▶ hydromorphone (Exalgo®)</li> <li>▶ morphine sulfate (Kadian®)</li> <li>▶ oxymorphone (Opana ER®)</li> <li>▶ tramadol ER (Ryzolt® Ultram® ER)</li> <li>▶ tapentadol ER (Nucynta ER®)</li> </ul>	<ul style="list-style-type: none"> <li>▶</li> <li>▶</li> </ul>



Source: OHCA Narcotic Analgesics available at:  
<http://www.okhca.org/providers.aspx?id=12090#34> accessed September 29<sup>th</sup> 2015.



# PRODUCT BASED PRIOR AUTHORIZATION

Tier 1	Tier 2	Tier 3
<ul style="list-style-type: none"><li>▸ atorvastatin (Lipitor®)</li><li>▸ lovastatin (Mevacor®)</li><li>▸ pravastatin (Pravachol®)</li><li>▸ simvastatin (Zocor®)</li></ul>	<ul style="list-style-type: none"><li>▸ rosuvastatin (Crestor®)*</li></ul>	<ul style="list-style-type: none"><li>▸ lovastatin/niacin (Advicor®)</li><li>▸ lovastatin (Altoprev®)</li><li>▸ fluvastatin (Lescol® Lescol® XL)</li><li>▸ ezetimibe/atorvastatin (Liptruzet®)</li><li>▸ pitavastatin (Livalo®)</li><li>▸ simvastatin/niacin (Simcor®)</li><li>▸ simvastatin/ezetimibe (Vytorin®)</li><li>▸ ezetimibe (Zetia®)</li></ul>

\* Crestor® 5mg and Crestor® 10 mg require special reason for use.

# SCOPE/UTILIZATION PRIOR AUTHORIZATION

## Therapeutic Categories:

- ▶ **Antibiotics** - Cephaloporins, Ketoconazole C
- ▶ **Biologics** - Botulinum toxins, Hematopoietic
- ▶ **Cardiovascular** - Anticoagulants, Antihypertensive, Pulmonary Arterial Hypertension, Revatio
- ▶ **Central Nervous System/Behavioral Health** - Atypical Antipsychotics, Fibromyalgia, Multi ER, Smoking Cessation, Substance Abuse T
- ▶ **Diabetes/Endocrine** - Diabetic Medications,
- ▶ **Gastro-Intestinal** - Amitiza, Anti-emetic, An
- ▶ **Genitourinary System** - Benign Prostatic
- ▶ **Hepatitis C** - Harvoni, Incivek, Olysio,
- ▶ **Metabolic Disorders** - Procysbi - Ravicti
- ▶ **Ocular/Otic** - Ocular Allergy, Ophthalmic Ant Otic Anti-Infective
- ▶ **Respiratory** - Asthma & COPD Inhalation M
- ▶ **Hypertension, Pulmonary Fibrosis, Synagis,**
- ▶ **Skeletal System** - Amrix & Fexmid, Bisphosphonates
- ▶ **Topical** - Antifungal, Elidel/Protopic, Lidocaine



## Clinical Information

1. Diagnosis: \_\_\_\_\_ HCV Genotype (including subtype) \_\_\_\_\_
2. METAVIR Fibrosis Stage: \_\_\_\_\_ Date Determined: \_\_\_\_\_
3. Pre-Treatment Viral Load (HCV RNA): \_\_\_\_\_ Date Determined: \_\_\_\_\_
4. Does member have decompensated hepatic disease (CTP class B or C)?
5. Does member have severe renal impairment (estimated eGFR <30mL/min)?
6. Has the member been evaluated by a gastroenterologist, infectious diseases specialist within the past 3 months? Yes \_\_\_ No \_\_\_
7. If yes, please include name of specialist recommending hepatitis C treatment: \_\_\_\_\_
8. Has the member been previously treated for hepatitis C? Yes \_\_\_ No \_\_\_
9. If yes, please indicate previous treatment regimen and reason for failure: \_\_\_\_\_


Source: OHCA Pharmacy website available at:

<http://www.okhca.org/providers.aspx?id=1218> accessed September 29<sup>th</sup> 2015.

# COMMUNICATION AND UPDATES

- SoonerCare Updates are sent out as necessary to inform provider community of changes in the program
  - Naloxone
  - Influenza Vaccine Coverage
  - DUR Changes/Updates
- Provider Updates and Newsletter
- Website updated to reflect all changes:
  - Forms
  - Tier changes

# SUMMARY

- Scope Controls
    - FDA approved use
    - Therapeutically appropriate
  - Utilization Controls
    - Quantity limits
    - Duration of use
  - Product Based Controls
    - Tier structure
    - Prior authorizations
  - Communication Process
  - Rules/Regs/Policy/Other
- 

# **IMPACT OF MANAGING DRUG THERAPY ON PATIENTS, THE STATE AND YOU**



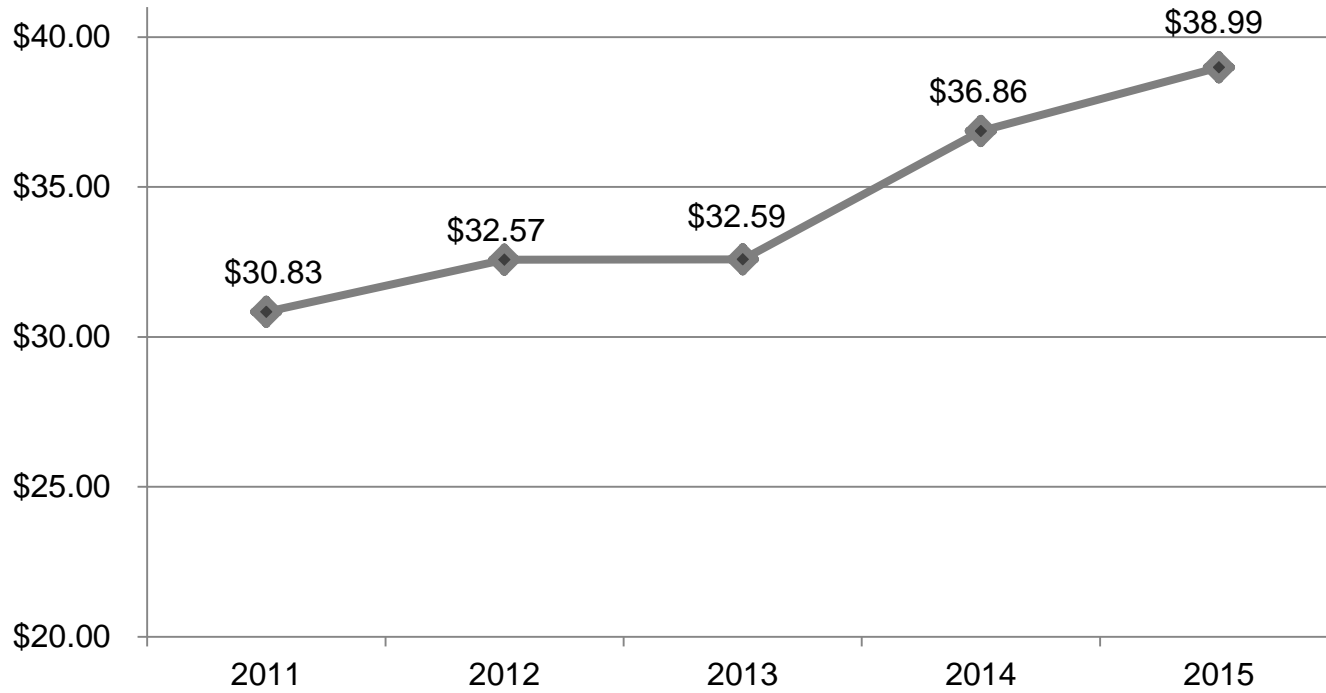
# SOONERCARE PHARMACY TRENDS

<b>Fiscal Year *</b>	<b>Unduplicated Members</b>	<b>Total Utilizers</b>	<b>Total Claims</b>	<b>Total Pharmacy Reimbursement</b>	<b>PMPM</b>
<b>2011</b>	968,296	561,756	5,937,107	\$358,246,087	\$30.83
<b>2012</b>	1,007,356	579,815	6,268,776	\$393,717,185	\$32.57
<b>2013</b>	1,040,332	600,124	6,430,477	\$406,812,974	\$32.59
<b>2014</b>	1,033,114	580,245	6,354,520	\$456,949,072	\$36.86
<b>2015**</b>	1,021,359	574,756	6,185,648	\$477,833,084	\$38.99

\*Source: SoonerCare Pharmacy MMIS Data accessed September 29<sup>th</sup> 2015.

\*\*Predicted for SFY 2015 – MMIS unpublished data, accuracy of data will change with release of official OHCA publications, data has not been independently verified.

# PER MEMBER PER MONTH\*



\*\* Source MMIS Claims Data Review Predicted for SFY 2015 – MMIS unpublished data, accuracy of data will change with release of official OHCA publications, data has not been independently verified.

# PROGRAM RESULTS

- Drug Rebate
  - \$236,633,075 SFY 2015
  - \$13,370,687 – supplemental rebates
- \$111,673,546 saved by limiting the amount paid for generic drugs\*
  - State Maximum Allowable Cost (SMAC)
- 89% generic utilization\*
  - National average 68%

\*Source: OHCA Statistics & Data - Pharmacy Fast Facts- August 2015 available at:  
<http://okhca.org/research.aspx?id=87&parts=7447&parts=7447> accessed September 29th 2015.

\*\* Source MMIS Claims Data Review Predicted for SFY 2015 – MMIS unpublished data, accuracy of data will change with release of official OHCA publications, data has not been independently verified



# UTILIZATION SUMMARY

846,699 members enrolled in SoonerCare\*

- 170,292 members receive Rx benefits/mo

~1 out of 5 members use Rx benefits

\$477 million spent for prescribed drugs in 2015

- 6.185 million paid Rx claims\*\*

Align with OHCA mission and vision

\*Source: OHCA Statistics and Data: Pharmacy Fast Facts- August 2015 available at: <http://okhca.org/research.aspx?id=87&parts=7447&parts=7447> accessed September 29th 2015.

\*\* Source MMIS Claims Data Review Predicted for SFY 2015 – MMIS unpublished data, accuracy of data will change with release of official OHCA publications, data has not been independently verified.

# QUESTION COMMENTS



# AGENDA ITEM 7A - DUR RECOMMENDATION PA SPECIAL FORMULATIONS

Drug	Indication	Formulation	Utilization by claims	Compares to	DUR-PMC 7/2015	Difference
Sitavig <sup>®</sup>	Cold Sores	Buccal tablet (lozenge)	\$168 ea tx x1094c \$183,792 (zero)	Acyclovir	\$8.81 X 1094c \$9,640	\$174,152
Otrexup <sup>®</sup> Rasuvo <sup>®</sup>	RA	Auto-injector	\$473-578 tx X495c \$178,695-390,060 (zero)	MTX injection	\$18.56 X 495c \$9,330	\$224,805- \$276,780
Onmel <sup>®</sup>	Toe fungus	Tablet (200 mg)	\$2796 x271c member tx \$757,716 (zero)	Itraconazole Capsule (2 x100 mg)	\$344 per claim X 271c =\$93,336	\$664,380
Purixan <sup>®</sup>	ALL maintenanc e therapy	Oral Suspension	\$1330 X 589c \$783,370 6 at \$6675	Mercaptopurine tablets	\$2.16 X 589c \$28,807 YTD	\$654,968 (ALL)

# AGENDA ITEM 7B -DUR RECOMMENDATION

## PA - NAMZARIC™ (MEMANTINE EXTENDED RELEASE/DONAZEPRILOL)

Indicated for the treatment of Alzheimer's dementia

- Combination drug of 2 medications already approved for treatment of Alzheimer's
  - Namenda XR® (Memantine XR)
  - Aricpet® (Donazepiril)
- Patient must have a clinically significant reason why 2 pills cannot be used instead of this combination product.

# AGENDA ITEM 7C -DUR RECOMMENDATION PA - CORLANOR® (IVABRADINE)

Reduce the risk of hospitalization for worsening heart failure with 3 conditions:

- Maximum dose of beta-blocker or cannot tolerate
  - Left Ventricular EF of less than 35%
  - Resting heart rate of greater than 70 bpm
- 
- New treatment for HF, new MOA
  - HR indicator of hospital readmission (CHARM)\*
  - Reduced hospital readmissions by 18% (SHIFT)\*\*

## Sources:

\*Castagno D, et.al, Association of heart rate and outcomes in a broad spectrum of patients with chronic heart failure: results from the CHARM (Candesartan in Hart Failure: Assessment of Reduction in Mortality and morbidity program. J Am Coll Cardiol. May 2012;59(20):1785-95

\*\*Borer, JS, Bohm M, Ford I, et al. Effect of ivabradine on recurrent hospitalization for worsening heart failure in patients with chronic systolic heart failure: the SHIF Study. Eur Heart J 2012;33(22):2813-2820.