

O-EPIC Premium Assistance

Fast Facts

November 2006



Business, insurance, state government and you

Working Together to

Insure Oklahoma!

The Oklahoma Employer/Employee Partnership for Insurance Coverage (O-EPIC) is a program to assist small business owners, employees and their spouses with health insurance premiums. Find out more information by visiting www.insureoklahoma.org.

Employer Sponsored Insurance (ESI)

| | Total Currently Enrolled | | | New Enrollment this Month | | |
|--------------|--------------------------|------------|--------------|---------------------------|------------|------------|
| | Male | Female | Total | Male | Female | Total |
| Employee | 501 | 591 | 1,092 | 75 | 89 | 164 |
| Spouse | 59 | 163 | 222 | 5 | 24 | 29 |
| Total | 560 | 754 | 1,314 | 80 | 113 | 193 |

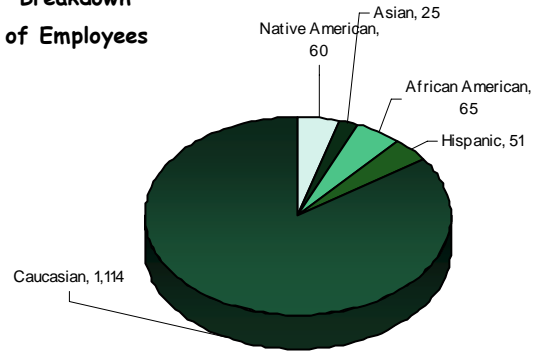
Employee
Spouse
Total

| Business Activity | Current | New | Closed | Renewed |
|-------------------|---------|-----|--------|---------|
| | 665 | 72 | 1 | 1 |

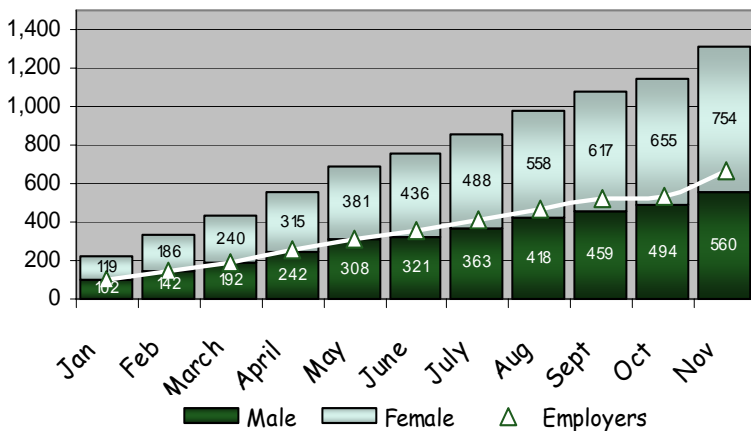
*Some approved businesses may not have any approved employees.

November 2006 Race

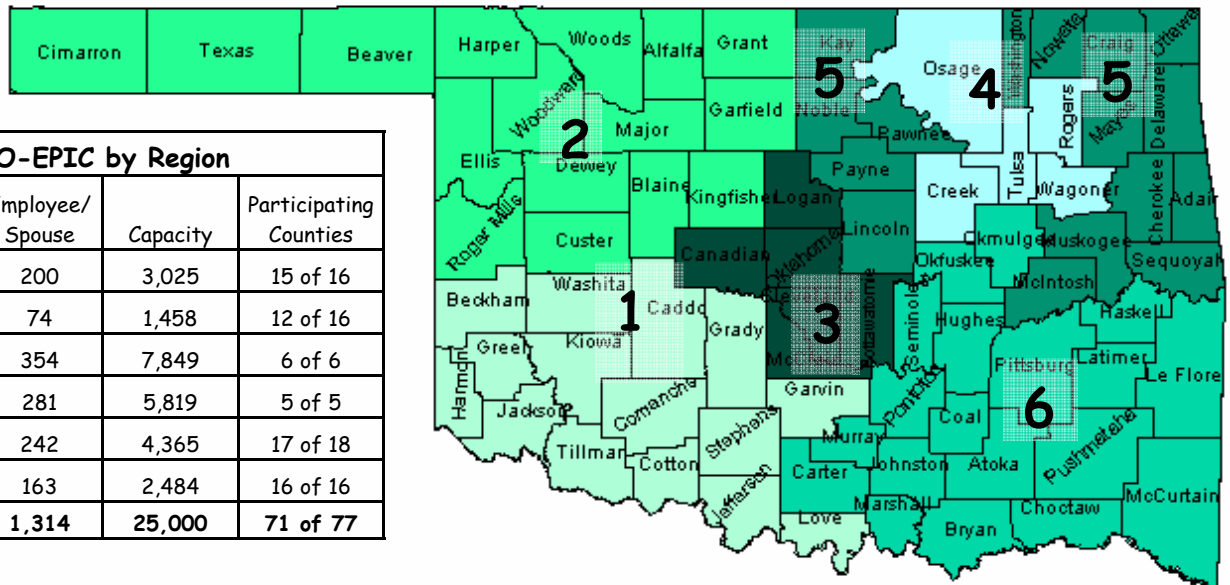
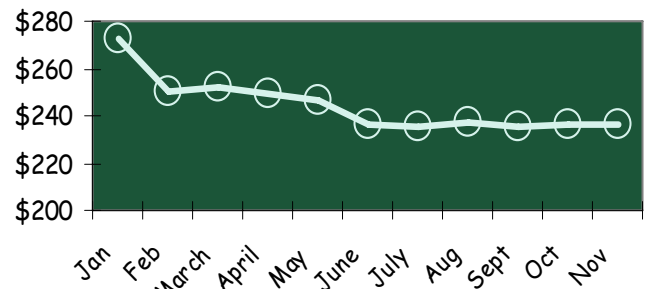
Breakdown of Employees



2006 Employee and Employer Monthly Trends



Average Premium Per Employee & Spouse Per Month



| O-EPIC by Region | | | | |
|------------------|------------|------------------|---------------|------------------------|
| | Employers | Employee/ Spouse | Capacity | Participating Counties |
| Region 1 | 89 | 200 | 3,025 | 15 of 16 |
| Region 2 | 41 | 74 | 1,458 | 12 of 16 |
| Region 3 | 209 | 354 | 7,849 | 6 of 6 |
| Region 4 | 152 | 281 | 5,819 | 5 of 5 |
| Region 5 | 100 | 242 | 4,365 | 17 of 18 |
| Region 6 | 74 | 163 | 2,484 | 16 of 16 |
| Total | 665 | 1,314 | 25,000 | 71 of 77 |

Data is valid as of the date of the report any subsequent figures for this group for this time period may vary. www.insureoklahoma.org