



December 2007

The Insure Oklahoma (Oklahoma Employer/Employee Partnership for Insurance Coverage-OEPIC) Employer Sponsored Insurance program is designed to assist small business owners, employees and their spouses with health insurance premiums. Find out more information by visiting www.insureoklahoma.org.

Employer Sponsored Insurance (ESI)

	Total Current Enrollment			New Enrollment this Month			Expanded 185 to 200% FPL*		
	Male	Female	Total	Male	Female	New	Male	Female	New
Employee	1,738	1,957	3,695	260	512	772	80	62	142
Spouse	184	513	697	13	44	57	5	23	28
Total	1,922	2,470	4,392	273	556	829	85	85	170

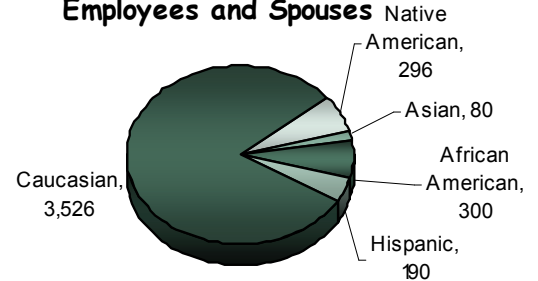
*Expanded income qualifications from 185 to 200%.

Business Activity	Current	New
	1,539	166

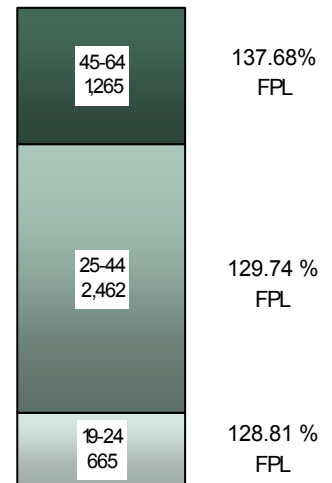
Business Activity

*Some approved businesses may not have any approved employees.

Race Breakdown of ESI Employees and Spouses

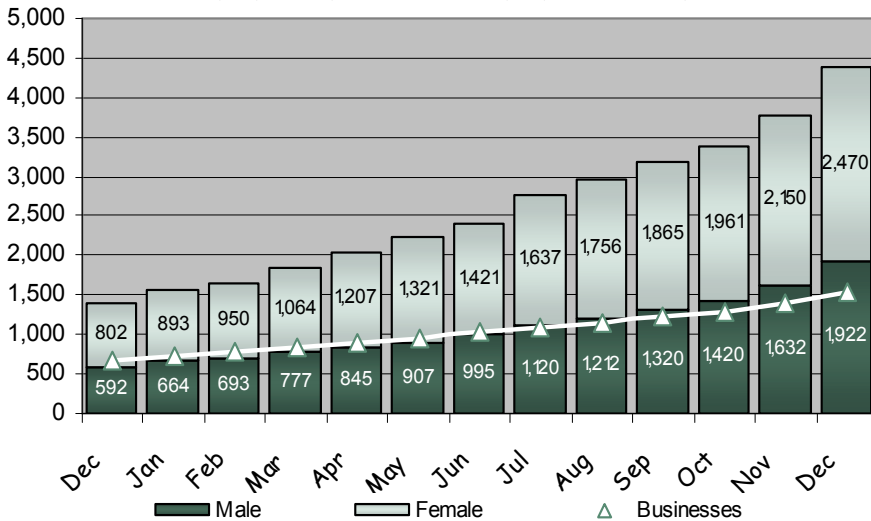


Age Breakdown with Average Federal Poverty Level of ESI Members

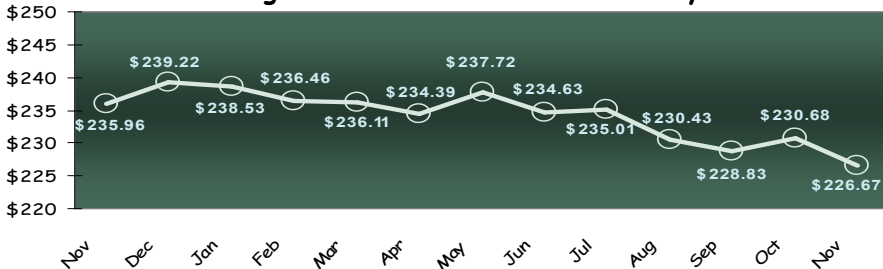


Federal Poverty Level is used to determine income qualification.

2007 Employee/Spouse and Employer Monthly Enrollment



Average OHCA Premium Assistance Payments



*Effective February 2007 OHCA Per Member Per Month reporting will be of the previous month due to semi-monthly payments verses monthly payments.

Insure Oklahoma/OEPIC ESI by Region

	Employee/Spouse	Capacity	Participating Counties
Region 1	212	720	3,025
Region 2	107	325	1,458
Region 3	424	1,119	7,849
Region 4	379	947	5,819
Region 5	260	804	4,365
Region 6	157	477	2,484
Total	1,539	4,392	25,000

*Regions identified on Insure Oklahoma/OEPIC Region map on next page.

Data is valid as of the date of the report; any subsequent figures for this group for this time period may vary. www.insureoklahoma.org

This publication is authorized by the Oklahoma Health Care Authority in accordance with state and federal regulations. Cost of the printing was \$1.75 for 5 copies. A copy has been given to the Oklahoma Department of Libraries. OHCA is in compliance with the Title VI and Title VII of the 1964 Civil Rights Act and the Rehabilitation Act of 1973. This document can be viewed on OHCA's web site www.ohca.org under Research/Statistics and Data. The Oklahoma Health Care Authority does not discriminate on the basis of race, color, national origin, sex, religion, age or disability in employment or the provision of services.



December 2007


The Insure Oklahoma (Oklahoma Employer/Employee Partnership for Insurance Coverage-OEPIC) Individual Plan program is designed to provide Oklahoma individuals with health insurance for themselves and their spouse if needed. It is available to Oklahomans who are not qualified for an O-EPIC employer-sponsored health plan and work for an Oklahoma small business with 50 or fewer full time employees; temporarily unemployed adults who are eligible to receive unemployment benefits through the Oklahoman Employment Security Commission; or working adults with a disability who work for any size employer and have a "ticket to work". Find out more information by visiting www.insureoklahoma.org.

Individual Plan (IP)

	Total Current Enrollment			New Enrollment this Month		
	Male	Female	Total	Male	Female	New
Employee	407	557	964	46	147	193
Spouse	70	218	288	8	25	33
Total	477	775	1,252	54	172	226

Employee
Spouse
Total

Race Breakdown of IP Members



IP Age Breakdown with Average Federal Poverty Level for each group.



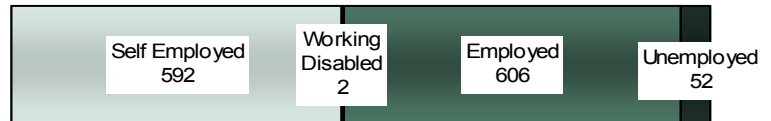
Unduplicated Counts

IP Members SFY2008 (July 2007 - Current)	1,477
IP Members Since Program Inception March 2007	1,504

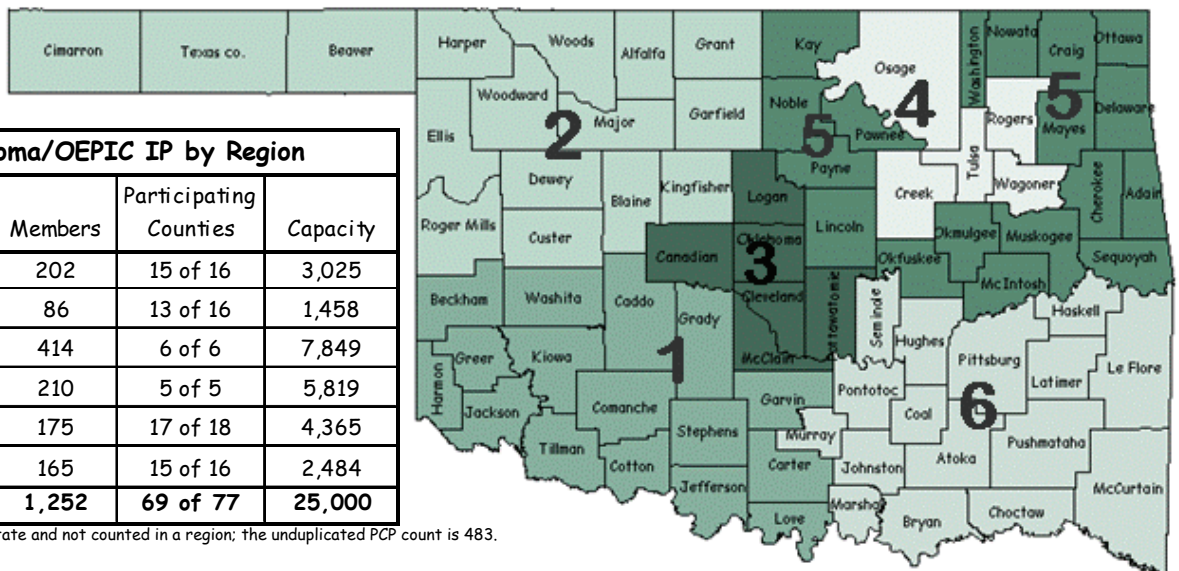
Miscellaneous

Average IP Member Premium	\$29.59
Average Federal Poverty Level of IP Members	103.38%
Federal Poverty Level is used to determine income qualification.	

IP Application Type Breakdown



Insure Oklahoma/OEPIC Region Map



Insure Oklahoma/OEPIC IP by Region

	PCP	Participating Counties	Members	Participating Counties	Capacity
Region 1	99	13 of 16	202	15 of 16	3,025
Region 2	37	9 of 16	86	13 of 16	1,458
Region 3	99	5 of 6	414	6 of 6	7,849
Region 4	117	5 of 5	210	5 of 5	5,819
Region 5	81	17 of 18	175	17 of 18	4,365
Region 6	70	14 of 16	165	15 of 16	2,484
Total	503	62 of 77	1,252	69 of 77	25,000

PCPs may be counted in multiple regions or out of state and not counted in a region; the unduplicated PCP count is 483.