

O-EPIC Premium Assistance

Fast Facts

May 2007



Business, insurance, state government and you

Working Together to

Insure Oklahoma!

The Oklahoma Employer/Employee Partnership for Insurance Coverage (O-EPIC) is a program to assist small business owners, employees and their spouses with health insurance premiums. Find out more information by visiting www.oepic.us.

Employer Sponsored Insurance (ESI)

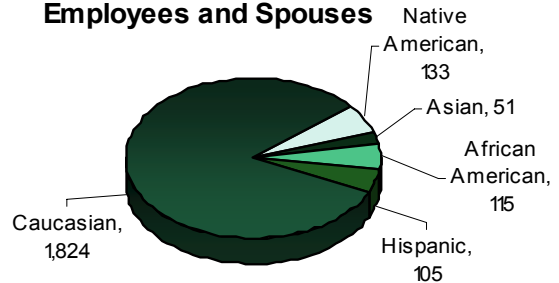
	Total Current Enrollment			New Enrollment this Month		
	Male	Female	Total	Male	Female	New
Employee	793	1,058	1,851	85	133	218
Spouse	114	263	377	12	27	39
Total	907	1,321	2,228	97	160	257

Business Activity	Current	New
	946	65

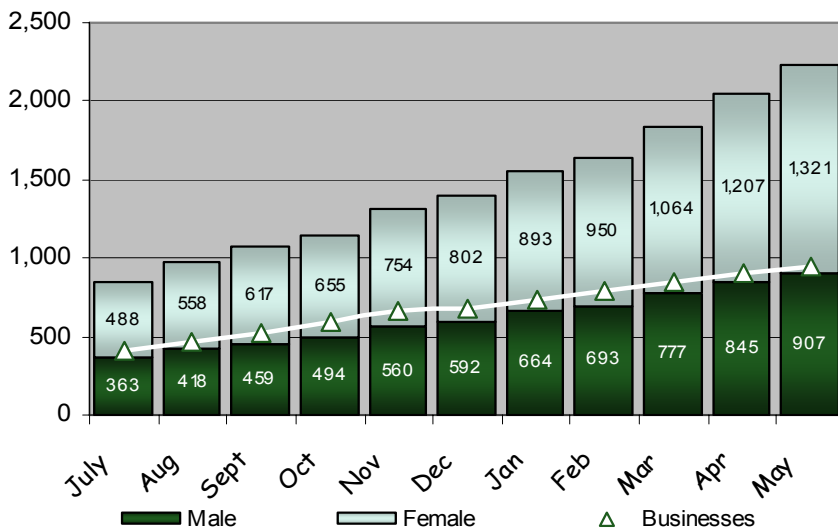
Business Activity

*Some approved businesses may not have any approved employees.


Race Breakdown of ESI Employees and Spouses



2007 Employee/Spouse and Employer Monthly Enrollment



ESI Age Breakdown



Average OHCA Premium Assistance Payments



*Effective February 2007 OHCA Per Member Per Month reporting will be of the previous month due to semi-monthly payments verses monthly payments.

O-EPIC ESI by Region

	Employee/Spouse	Capacity	Participating Counties
Region 1	147	3,025	15 of 16
Region 2	59	1,458	14 of 16
Region 3	267	7,849	6 of 6
Region 4	224	5,819	5 of 5
Region 5	156	4,365	18 of 18
Region 6	93	2,484	16 of 16
Total	946	25,000	74 of 77

Regions identified on O-EPIC Region map on next page.

Data is valid as of the date of the report; any subsequent figures for this group for this time period may vary. www.oepic.us

This publication is authorized by the Oklahoma Health Care Authority in accordance with state and federal regulations. Cost of the printing was \$1.75 for 5 copies. A copy has been given to the Oklahoma Department of Libraries. OHCA is in compliance with the Title VI and Title VII of the 1964 Civil Rights Act and the Rehabilitation Act of 1973. This document can be viewed on OHCA's web site www.ohca.org under Research/Statistics and Data. The Oklahoma Health Care Authority does not discriminate on the basis of race, color, national origin, sex, religion, age or disability in employment or the provision of services.

O-EPIC Premium Assistance

Fast Facts



May 2007

Business, insurance, state government and you

Working Together to

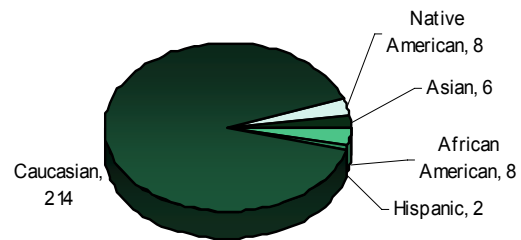
Insure Oklahoma!

O-EPIC Individual Plan (IP) is designed to provide Oklahoma individuals with health insurance for themselves and their spouse if needed. It is available to Oklahomans who are not qualified for an O-EPIC employer-sponsored health plan and work for an Oklahoma small business with 50 or fewer employees; temporarily unemployed adults who are eligible to receive unemployment benefits through the Oklahoman Employment Security Commission; or working adults with a disability who work for any size employer and have a "ticket to work". Find out more information by visiting www.oepic.us.

Individual Plan (IP)

	Total Currently Enrollment			New Enrollment this Month		
	Male	Female	Total	Male	Female	New
Employee	89	90	179	39	41	80
Spouse	14	45	59	8	20	28
Total	103	135	238	47	61	108

Race Breakdown of IP Members

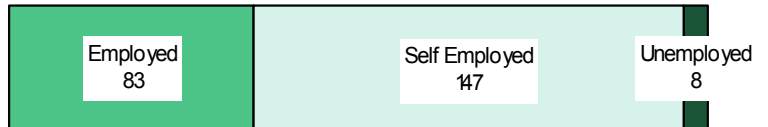


IP Age Breakdown

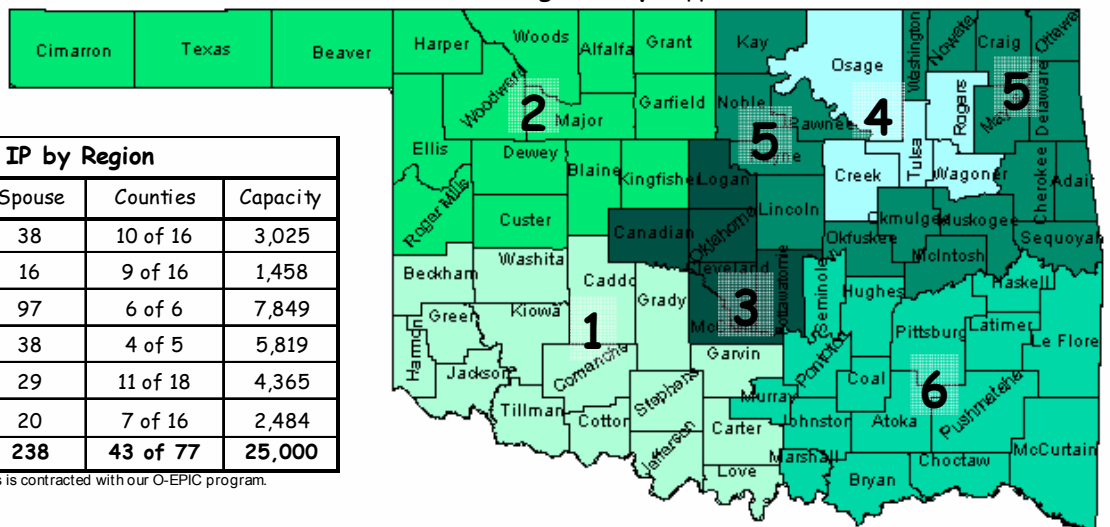


Unduplicated Counts	
IP Members SFY2007 (July 2006 - Current)	238
IP Members Since Program Inception March 2007	238
Miscellaneous	
Average IP Member Premium	\$28.98
Average Federal Poverty Level of IP Members	106.39%
Federal Poverty Level is used to determine income qualification.	

IP Application Type Breakdown



O-EPIC Region Map (applies to ESI and IP)



O-EPIC IP by Region					
	PCP	Counties	Spouse	Counties	Capacity
Region 1	69	13 of 16	38	10 of 16	3,025
Region 2	14	8 of 16	16	9 of 16	1,458
Region 3	43	6 of 6	97	6 of 6	7,849
Region 4	26	4 of 5	38	4 of 5	5,819
Region 5	48	15 of 18	29	11 of 18	4,365
Region 6	38	14 of 16	20	7 of 16	2,484
Total	238	57 of 77	238	43 of 77	25,000

One provider located in the State of Texas is contracted with our O-EPIC program.