



December 2008

The Insure Oklahoma (Oklahoma Employer/Employee Partnership for Insurance Coverage-OEPIC) Employer Sponsored Insurance program is designed to assist small business owners, employees and their spouses with health insurance premiums. Find out more information by visiting www.insureoklahoma.org.

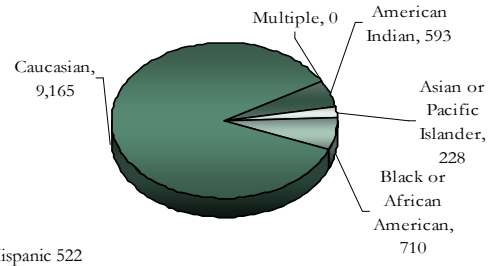
Employer Sponsored Insurance (ESI)

	Total Current Enrollment			New Enrollment this Month			Expanded 185 to 200% FPL*		
	Male	Female	Total	Male	Female	Total	Male	Female	Total
Employee	4,485	4,512	8,997	279	234	513	527	456	983
Spouse	438	1,261	1,699	21	62	83	71	150	221
Total	4,923	5,773	10,696	300	296	596	598	606	1,204

*Expanded income qualifications from 185 to 200% effective November 2007.

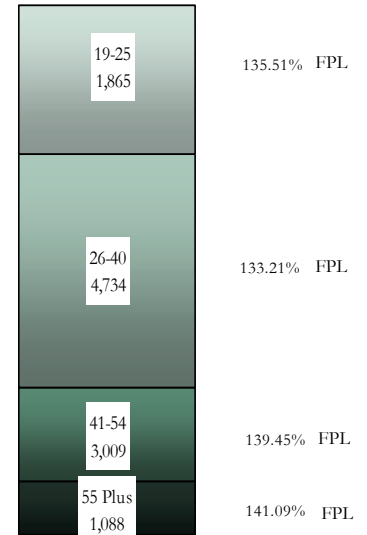
	Current	New
Business Activity	3,649	114

Race Breakdown of ESI Members



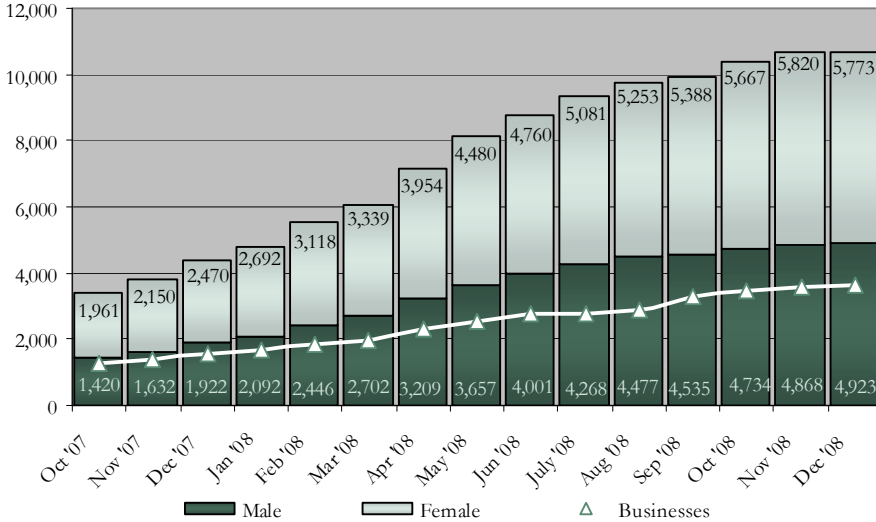
Race is self-reported by members at the time of enrollment. The multiple race members have selected two or more races. Hispanic is an ethnicity not a race. Hispanics can be of any race and are accounted for in a race category above.

Age Breakdown with Average Federal Poverty Level of ESI Members

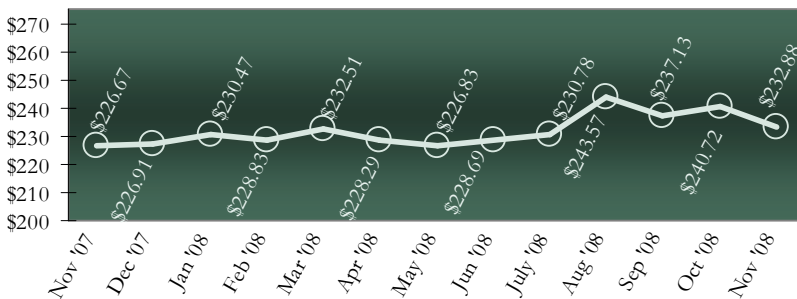


Federal Poverty Level is used to determine income qualification.

Member and Employer Monthly Enrollment



Average OHCA Premium Assistance Payments



Effective February 2007 OHCA Per Member Per Month reporting will be of the previous month due to semi-monthly payments verses monthly payments.

Insure Oklahoma/OEPIC ESI by Region				
Employers	Employee/Spouse	Capacity	Participating Counties	
Region 1	433	1,494	3,025	16 of 16
Region 2	282	788	1,458	16 of 16
Region 3	1,124	3,042	7,849	6 of 6
Region 4	923	2,417	5,819	5 of 5
Region 5	549	1,871	4,365	18 of 18
Region 6	338	1,084	2,484	16 of 16
Total	3,649	10,696	25,000	77 of 77

Regions identified on Insure Oklahoma/OEPIC Region map on next page.

Data is valid as of the date of the report; any subsequent figures for this group for this time period may vary. www.insureoklahoma.org

This publication is authorized by the Oklahoma Health Care Authority in accordance with state and federal regulations. Cost of the printing was \$1.75 for 5 copies. A copy has been given to the Oklahoma Department of Libraries. OHCA is in compliance with the Title VI and Title VII of the 1964 Civil Rights Act and the Rehabilitation Act of 1973. This document can be viewed on OHCA's web site www.ohca.org under Research/Statistics and Data. The Oklahoma Health Care Authority does not discriminate on the basis of race, color, national origin, sex, religion, age or disability in employment or the provision of services.



December 2008

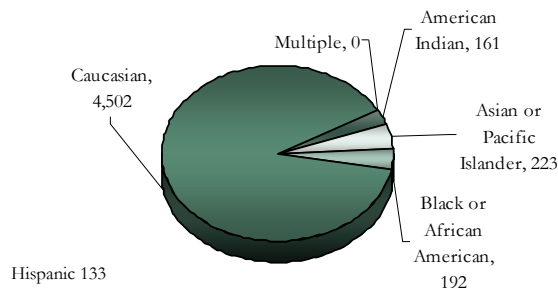
The Insure Oklahoma (Oklahoma Employer/Employee Partnership for Insurance Coverage-OEPIC) Individual Plan program is designed to provide Oklahoma individuals with health insurance for themselves and their spouse if needed. It is available to Oklahomans who are not qualified for an O-EPIC employer-sponsored health plan and work for an Oklahoma small business with 50 or fewer full time employees; temporarily unemployed adults who are eligible to receive unemployment benefits through the Oklahoman Employment Security Commission; or working adults with a disability who work for any size employer and have a "ticket to work". Find out more information by visiting www.insureoklahoma.org.

Individual Plan (IP)

Race Breakdown of IP Members


	Total Current Enrollment			New Enrollment this Month			Expanded 185 to 200% FPL*		
	Male	Female	Total	Male	Female	Total	Male	Female	Total
Employee	1,829	2,103	3,932	176	226	402	166	143	309
Spouse	268	1,011	1,279	21	81	102	26	98	124
Total	2,097	3,114	5,211	197	307	504	192	241	433

*Expanded income qualifications from 185 to 200% effective November 2007.



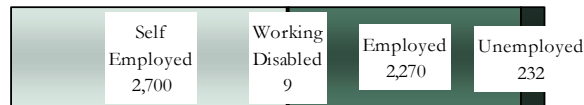
Race is self-reported by members at the time of enrollment. The multiple race members have selected two or more races. Hispanic is an ethnicity not a race. Hispanics can be of any race and are accounted for in a race category above.

IP Age Breakdown with Average Federal Poverty Level for each group.



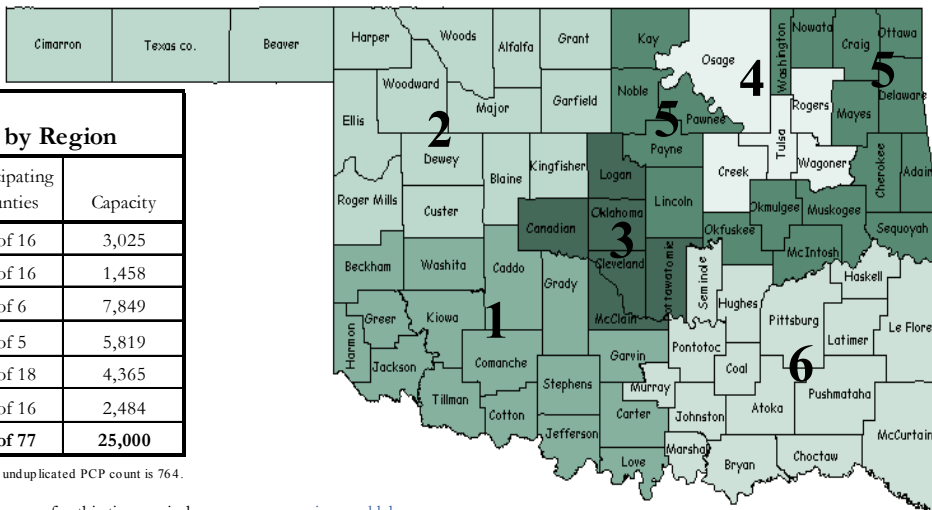
Unduplicated Counts	
IP Members SFY2009 (July 2008 - Current)	6,261
IP Members Since Program Inception March 2007	6,992
Miscellaneous	
Average IP Member Premium	\$37.25
Average Federal Poverty Level of IP Members	115.58%
Federal Poverty Level is used to determine income qualification.	

IP Application Type Breakdown



Insure Oklahoma/OEPIC Region Map

Insure Oklahoma/OEPIC IP by Region					
	PCP	Participating Counties	Members	Participating Counties	Capacity
Region 1	132	14 of 16	824	16 of 16	3,025
Region 2	56	12 of 16	326	16 of 16	1,458
Region 3	155	6 of 6	1,663	6 of 6	7,849
Region 4	198	5 of 5	936	5 of 5	5,819
Region 5	117	17 of 18	800	18 of 18	4,365
Region 6	104	15 of 16	662	16 of 16	2,484
Total	762	69 of 77	5,211	77 of 77	25,000



PCPs may be counted in multiple regions or out of state and not counted in a region; the unduplicated PCP count is 764.

Data is valid as of the date of the report; any subsequent figures for this group for this time period may vary. www.insureoklahoma.org

This publication is authorized by the Oklahoma Health Care Authority in accordance with state and federal regulations. Cost of the printing was \$1.75 for 5 copies. A copy has been given to the Oklahoma Department of Libraries. OHCA is in compliance with the Title VI and Title VII of the 1964 Civil Rights Act and the Rehabilitation Act of 1973. This document can be viewed on OHCA's web site www.okhca.org under Research/Statistics and Data. The Oklahoma Health Care Authority does not discriminate on the basis of race, color, national origin, sex, religion, age or disability in employment or the provision of services.