

Insure Oklahoma Fast Facts May 2008



Business, insurance, state
government and you
Working Together to
Insure Oklahoma!

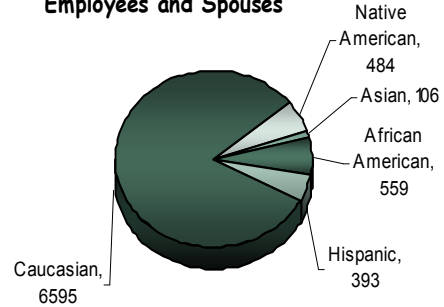
The Insure Oklahoma (Oklahoma Employer/Employee Partnership for Insurance Coverage-OEPIC) Employer Sponsored Insurance program is designed to assist small business owners, employees and their spouses with health insurance premiums. Find out more information by visiting www.insureoklahoma.org.

Employer Sponsored Insurance (ESI)

	Total Current Enrollment			New Enrollment this Month			Expanded 185 to 200% FPL*		
	Male	Female	Total	Male	Female	Total	Male	Female	Total
Employee	3,510	3,303	6,813	492	535	1,027	275	333	608
Spouse	970	354	1,324	151	56	207	101	44	145
Total	4,480	3,657	8,137	643	591	1,234	376	377	753

*Expanded income qualifications from 185 to 200% effective November 2007.

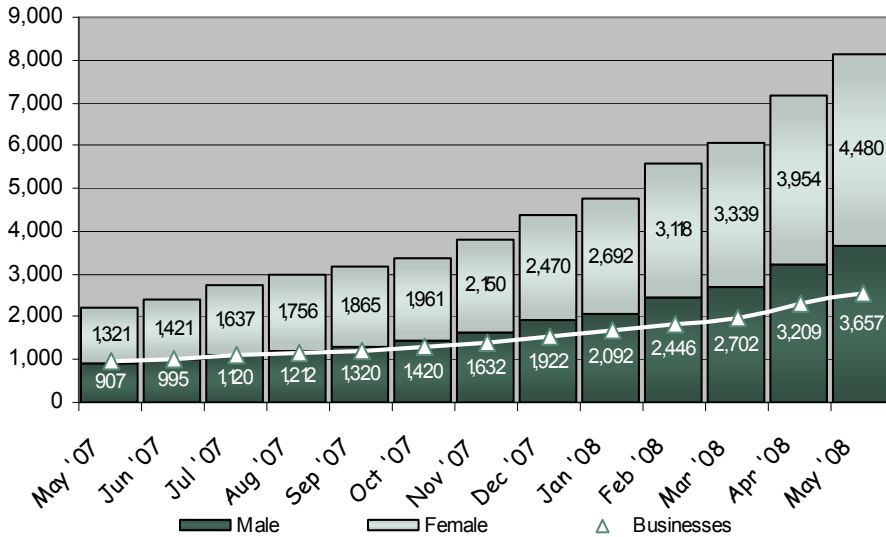
Race Breakdown of ESI Employees and Spouses



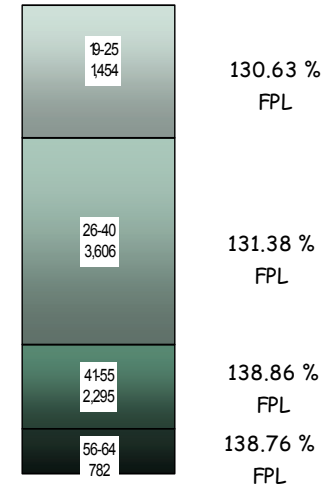
Business Activity	Current	New
	2,550	281

*Some approved businesses may not have any approved employees.

Employee/Spouse and Employer Monthly Enrollment

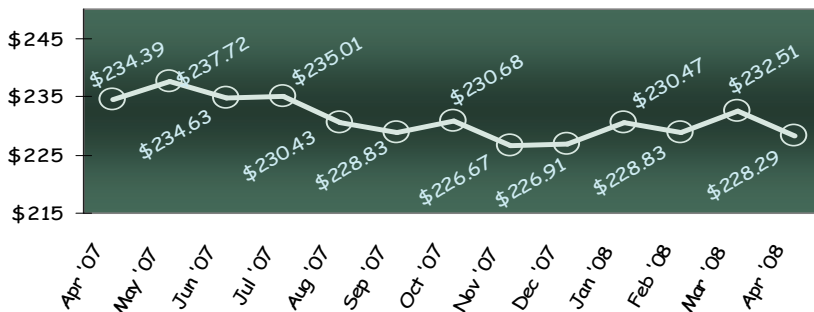


Age Breakdown with Average Federal Poverty Level of ESI Members



Federal Poverty Level is used to determine income qualification.

Average OHCA Premium Assistance Payments



*Effective February 2007 OHCA Per Member Per Month reporting will be of the previous month due to semi-monthly payments verses monthly payments.

Insure Oklahoma/OEPIC ESI by Region

	Employers	Employee/Spouse	Capacity	Participating Counties
Region 1	305	1,169	3,025	16 of 16
Region 2	206	680	1,458	16 of 16
Region 3	744	2,161	7,849	6 of 6
Region 4	645	1,776	5,819	5 of 5
Region 5	413	1,533	4,365	18 of 18
Region 6	237	818	2,484	16 of 16
Total	2,550	8,137	25,000	77 of 77

*Regions identified on Insure Oklahoma/OEPIC Region map on next page.

Data is valid as of the date of the report; any subsequent figures for this group for this time period may vary. www.insureoklahoma.org

This publication is authorized by the Oklahoma Health Care Authority in accordance with state and federal regulations. Cost of the printing was \$1.75 for 5 copies. A copy has been given to the Oklahoma Department of Libraries. OHCA is in compliance with the Title VI and Title VII of the 1964 Civil Rights Act and the Rehabilitation Act of 1973. This document can be viewed on OHCA's web site www.ohca.org under Research/Statistics and Data. The Oklahoma Health Care Authority does not discriminate on the basis of race, color, national origin, sex, religion, age or disability in employment or the provision of services.

Insure Oklahoma Fast Facts May 2008



Business, insurance, state
government and you
Working Together to
Insure Oklahoma!

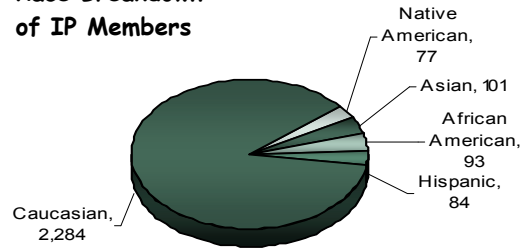
The Insure Oklahoma (Oklahoma Employer/Employee Partnership for Insurance Coverage-OEPIC) Individual Plan program is designed to provide Oklahoma individuals with health insurance for themselves and their spouse if needed. It is available to Oklahomans who are not qualified for an O-EPIC employer-sponsored health plan and work for an Oklahoma small business with 50 or fewer full time employees; temporarily unemployed adults who are eligible to receive unemployment benefits through the Oklahoman Employment Security Commission; or working adults with a disability who work for any size employer and have a "ticket to work". Find out more information by visiting www.insureoklahoma.org.

Individual Plan (IP)

	Total Current Enrollment			New Enrollment this Month			Expanded 185 to 200% FPL*		
	Male	Female	Total	Male	Female	Total	Male	Female	Total
Employee	1,103	893	1,996	178	154	332	52	44	96
Spouse	498	145	643	84	17	101	28	11	39
Total	1,601	1,038	2,639	262	171	433	80	55	135

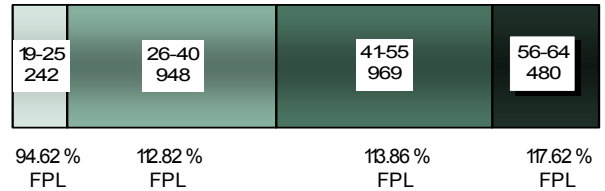
*Expanded income qualifications from '85 to 200% effective November 2007.

Race Breakdown of IP Members

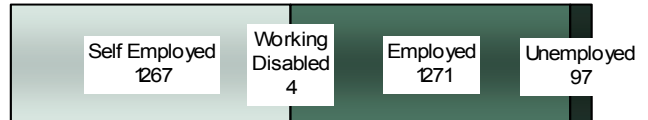


Unduplicated Counts	
IP Members SFY2008 (July 2007 - Current)	3,215
IP Members Since Program Inception March 2007	3,240
Miscellaneous	
Average IP Member Premium	\$33.85
Average Federal Poverty Level of IP Members	112.40%
Federal Poverty Level is used to determine income qualification.	

IP Age Breakdown with Average Federal Poverty Level for each group.

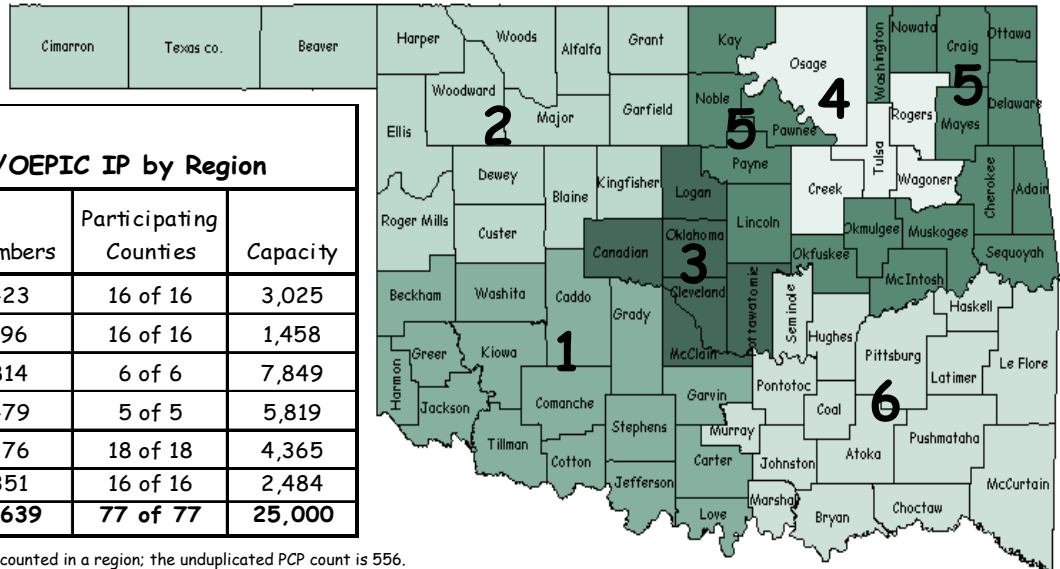


IP Application Type Breakdown



Insure Oklahoma/OEPIC Region Map

Insure Oklahoma/OEPIC IP by Region					
	PCP	Participating Counties	Members	Participating Counties	Capacity
Region 1	107	13 of 16	423	16 of 16	3,025
Region 2	39	9 of 16	196	16 of 16	1,458
Region 3	113	5 of 6	814	6 of 6	7,849
Region 4	130	5 of 5	479	5 of 5	5,819
Region 5	92	17 of 18	376	18 of 18	4,365
Region 6	72	15 of 16	351	16 of 16	2,484
Total	553	64 of 77	2,639	77 of 77	25,000



PCPs may be counted in multiple regions or out of state and not counted in a region; the unduplicated PCP count is 556.