

# Employer Sponsored Insurance (ESI)

## Fast Facts

November 2010



Business, insurance, state government and you  
Working Together to  
**Insure Oklahoma!**

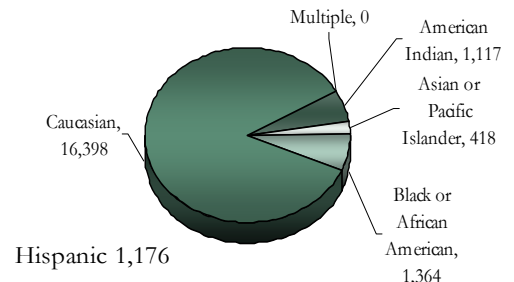
The Insure Oklahoma Employer Sponsored Insurance program is designed to assist small business owners, employees and their dependents with health insurance premiums. Find out more information by visiting [www.insureoklahoma.org](http://www.insureoklahoma.org).

## Employer Sponsored Insurance (ESI)

	Total Current Enrollment			Breakdown of Current Enrollment					
	Male	Female	Total	New Enrollment this Month			Expanded 185 to 200% FPL*		
				Male	Female	Total	Male	Female	Total
<b>Employee</b>	7,777	7,945	15,722	309	343	652	951	780	1,731
<b>Spouse</b>	785	2,412	3,197	34	82	116	90	291	381
<b>Student</b>	43	48	91	0	1	1	6	3	9
<b>Dependent</b>	151	136	287	12	10	22	151	136	287
<b>Total</b>	8,756	10,541	19,297	355	436	791	1,198	1,210	2,408

\*Dependents effective 8/1/2010 whether new or existing Household.

Race Breakdown of ESI Members

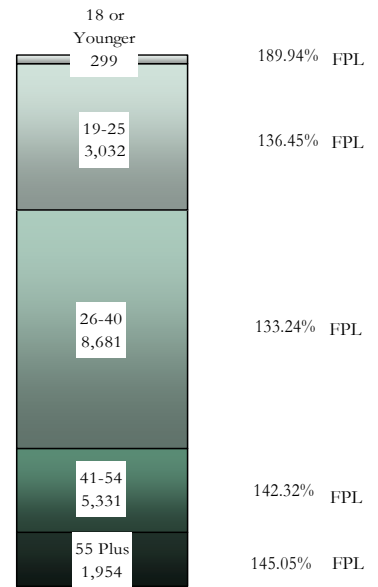


Race is self-reported by members at the time of enrollment. The multiple race members have selected two or more races. Hispanic is an ethnicity not a race. Hispanics can be of any race and are accounted for in a race category above.

Age Breakdown with Average Federal Poverty Level of ESI Members

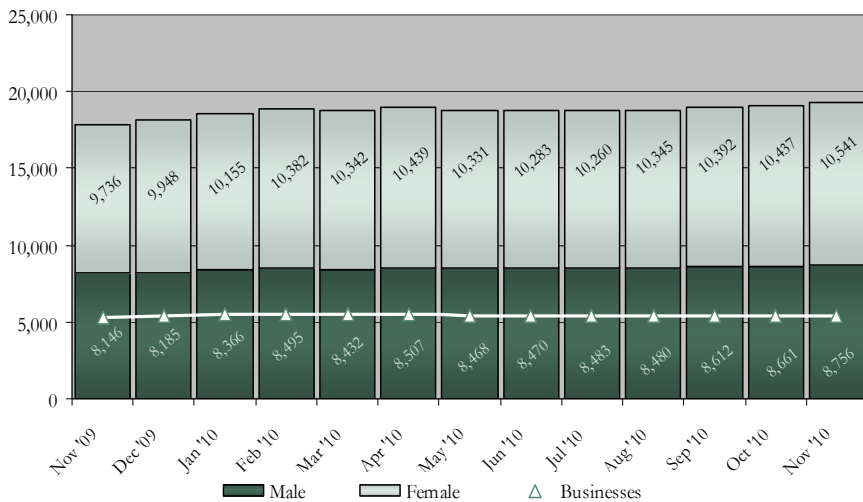
	Business Activity with Employee Participation Counts			
	0 to 25	26 to 50	51 to 100	Total
<b>Current</b>	4,744	395	235	5,374
<b>New</b>	44	6	0	50
<b>Total</b>	4,788	401	235	5,424

Some approved businesses may not have approved employees.

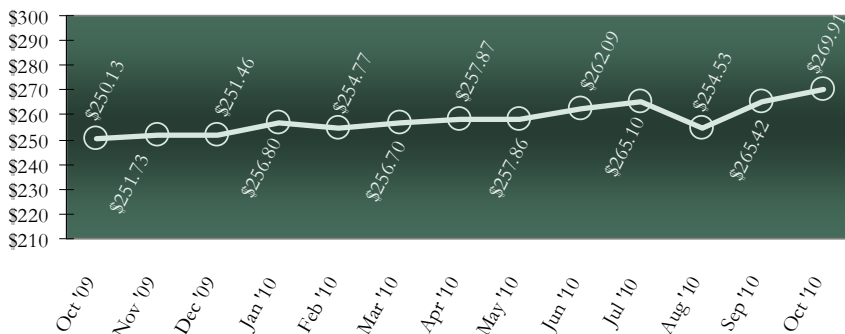


Federal Poverty Level is used to determine income qualification.

Member and Employer Monthly Enrollment



Average OHCA Premium Assistance Payments



Effective February 2007 OHCA Per Member Per Month reporting will be of the previous month due to semi-monthly payments verses monthly payments.

Data is valid as of the date of the report; any subsequent figures for this group for this time period may vary. [www.insureoklahoma.org](http://www.insureoklahoma.org)

This publication is authorized by the Oklahoma Health Care Authority in accordance with state and federal regulations. Cost of the printing was \$1.75 for 5 copies. A copy has been given to the Oklahoma Department of Libraries. OHCA is in compliance with the Title VI and Title VII of the 1964 Civil Rights Act and the Rehabilitation Act of 1973. This document can be viewed on OHCA's web site [www.ohca.org/research/data](http://www.ohca.org/research/data). The Oklahoma Health Care Authority does not discriminate on the basis of race, color, national origin, sex, religion, age or disability in employment or the provision of services.

Insure Oklahoma/OEPIC ESI by Region

	Employers	Employee/Spouse	Participating Counties
Region 1	607	2,382	16 of 16
Region 2	367	1,183	16 of 16
Region 3	1,702	5,394	6 of 6
Region 4	1,435	4,674	5 of 5
Region 5	847	3,753	18 of 18
Region 6	466	1,911	16 of 16
<b>Total</b>	<b>5,424</b>	<b>19,297</b>	<b>77 of 77</b>

Regions identified on Insure Oklahoma/OEPIC Region map on next page.

# Individual Plan (IP)

## Fast Facts



Business, insurance, state government and you  
Working Together to  
**Insure Oklahoma!**

## November 2010

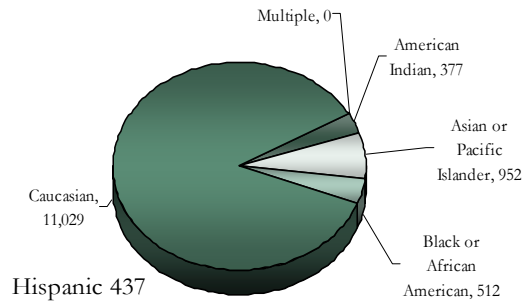
The Insure Oklahoma Individual Plan program is designed to provide Oklahoma individuals with health insurance for themselves and their dependents if needed. It is available to Oklahomans who are not qualified for an employer-sponsored health plan and work for an Oklahoma small business with 99 or fewer full time employees; temporarily unemployed adults who are eligible to receive unemployment benefits through the Oklahoman Employment Security Commission; or working adults with a disability who work for any size employer and have a "ticket to work". Find out more information by visiting [www.insureoklahoma.org](http://www.insureoklahoma.org).

### Individual Plan (IP)

	Total Current Enrollment			Breakdown of Current Enrollment					
	Male	Female	Total	New Enrollment this Month			Expanded 185 to 200% FPL*		
	Male	Female	Total	Male	Female	Total	Male	Female	Total
Employee	4,395	5,147	9,542	140	167	307	327	345	672
Spouse	697	2,270	2,967	36	68	104	65	175	240
Student	129	180	309	6	10	16	9	8	17
Dependent	25	27	52	4	2	6	25	27	52
<b>Total</b>	<b>5,246</b>	<b>7,624</b>	<b>12,870</b>	<b>186</b>	<b>247</b>	<b>433</b>	<b>426</b>	<b>555</b>	<b>981</b>

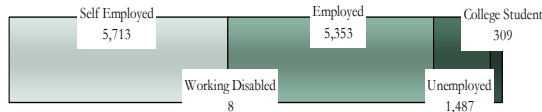
\*Dependents effective 9/1/2010 whether new or existing Household.

### Race Breakdown of IP Members



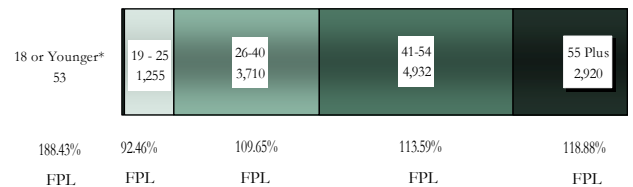
Race is self-reported by members at the time of enrollment. The multiple race members have selected two or more races. Hispanic is an ethnicity not a race. Hispanics can be of any race and are accounted for in a race category above.

### IP Application Type Breakdown



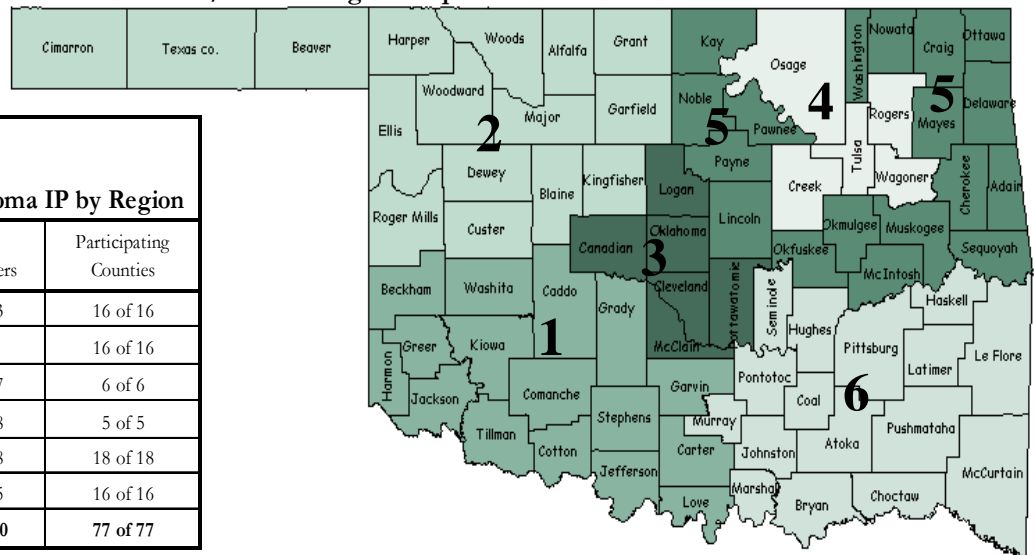
Unduplicated Counts	
IP Members SFY2011 (July 2010 - Current)	16,035
IP Members Since Program Inception March 2007	23,447
Miscellaneous	
Average IP Member Premium	\$56.95
Average Federal Poverty Level of IP Members	106.18%
Federal Poverty Level is used to determine income qualification.	

### IP Age Breakdown with Average Federal Poverty Level for each group.



\*Dependents effective 9/1/2010 doesn't show on graph being a small group at this time.

### Insure Oklahoma/OEPIC Region Map



### Insure Oklahoma/Insure Oklahoma IP by Region

	PCP	Participating Counties	Members	Participating Counties
Region 1	184	16 of 16	1,933	16 of 16
Region 2	93	16 of 16	749	16 of 16
Region 3	381	6 of 6	3,917	6 of 6
Region 4	274	5 of 5	2,728	5 of 5
Region 5	196	17 of 18	1,988	18 of 18
Region 6	162	16 of 16	1,555	16 of 16
<b>Total</b>	<b>1,290</b>	<b>76 of 77</b>	<b>12,870</b>	<b>77 of 77</b>

PCPs maybe counted in multiple regions or out of state and not counted in a region; the unduplicated PCP count is 1242.

Data is valid as of the date of the report; any subsequent figures for this group for this time period may vary. [www.insureoklahoma.org](http://www.insureoklahoma.org)

This publication is authorized by the Oklahoma Health Care Authority in accordance with state and federal regulations. Cost of the printing was \$1.75 for 5 copies. A copy has been given to the Oklahoma Department of Libraries. OHCA is in compliance with the Title VI and Title VII of the 1964 Civil Rights Act and the Rehabilitation Act of 1973. This document can be viewed on OHCA's web site [www.okhca.org/research/data](http://www.okhca.org/research/data). The Oklahoma Health Care Authority does not discriminate on the basis of race, color, national origin, sex, religion, age or disability in employment or the provision of services.