

Employer Sponsored Insurance (ESI)

Fast Facts

November 2011



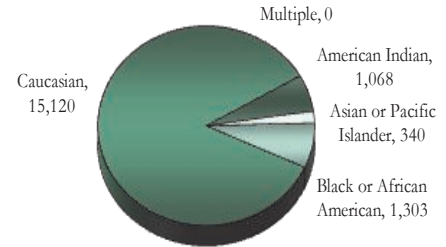
Business, insurance, state government and you
Working Together to
Insure Oklahoma!

The Insure Oklahoma Employer Sponsored Insurance program is designed to assist small business owners, employees and their dependents with health insurance premiums. Find out more information by visiting www.insureoklahoma.org.

Employer-Sponsored Insurance (ESI)

	Total Current Enrollment			Breakdown of Current Enrollment					
	Male	Female	Total	New Enrollment this Month			Expanded 185 to 200% FPL		
				Male	Female	Total	Male	Female	Total
Employee	7,080	7,234	14,314	274	245	519	884	727	1,611
Spouse	725	2,289	3,014	18	79	97	88	294	382
Student	48	70	118	2	2	4	10	8	18
Dependent	200	185	385	9	2	11	200	185	385
Total	8,053	9,778	17,831	303	328	631	1,182	1,214	2,396

Race Breakdown of ESI Members



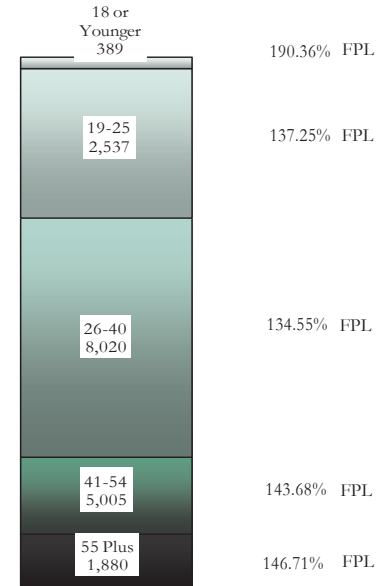
Hispanic 1,056

Race is self-reported by members at the time of enrollment. The multiple race members have selected two or more races. Hispanic is an ethnicity not a race. Hispanics can be of any race and are accounted for in a race category above.

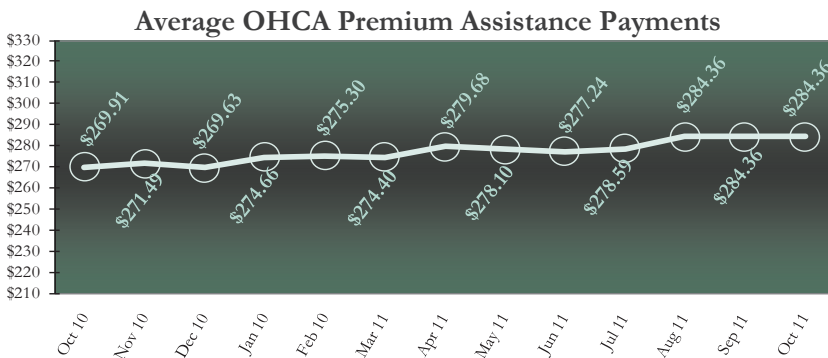
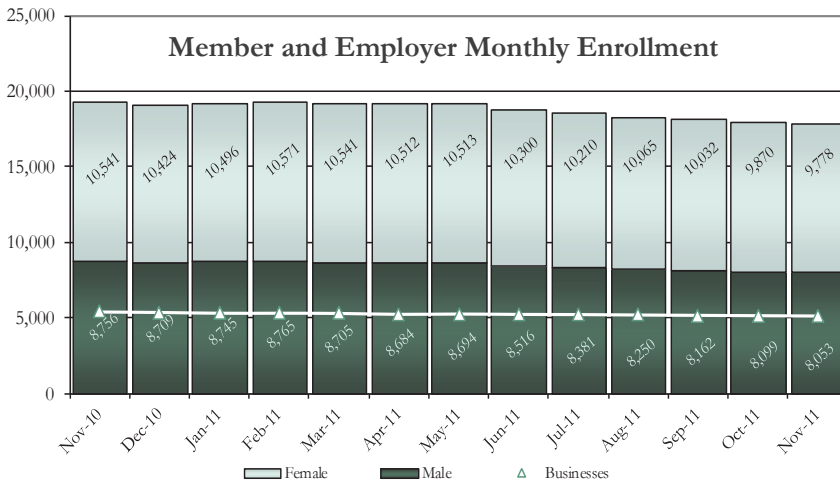
	Business Activity with Employee Participation Counts			
	0 to 25	26 to 50	51 to 100	Total
Current	4,680	293	135	5,108
New	37	4	6	47
Total	4,717	297	141	5,155

Some approved businesses may not have approved employees.

Age Breakdown with Average Federal Poverty Level of ESI Members



Federal Poverty Level is used to determine income qualification.



Effective February 2007 OHCA Per Member Per Month reporting will be of the previous month due to semi-monthly payments verses monthly payments.

Insure Oklahoma ESI by Region		
	Employee/Spouse	Participating Counties
Region 1	591	2,177
Region 2	341	1,047
Region 3	1,582	4,911
Region 4	1,362	4,195
Region 5	820	3,665
Region 6	459	1,836
Total	5,155	17,831

Regions identified on Insure Oklahoma/OEPIC Region map on next page.

Data is compiled by Reporting and Statistics and valid as of the date of the report; any subsequent figures for this group for this time period may vary. www.insureoklahoma.org

This publication is authorized by the Oklahoma Health Care Authority in accordance with state and federal regulations. Cost of the printing was \$1.75 for 5 copies. A copy has been given to the Oklahoma Department of Libraries. OHCA is in compliance with the Title VI and Title VII of the 1964 Civil Rights Act and the Rehabilitation Act of 1973. This document can be viewed on OHCA's website www.okhca.org/research/data. The Oklahoma Health Care Authority does not discriminate on the basis of race, color, national origin, sex, religion, age or disability in employment or the provision of services.

Individual Plan (IP)

Fast Facts

November 2011



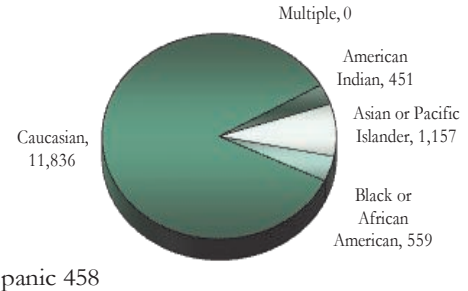
Business, insurance, state government and you Working Together to **Insure Oklahoma!**

The Insure Oklahoma Individual Plan program is designed to provide Oklahoma individuals with health insurance for themselves and their dependents if eligible. It is available to Oklahomans who are not qualified for an employer-sponsored health plan and work for an Oklahoma small business with 99 or fewer full time employees; temporarily unemployed adults who are eligible to receive unemployment benefits through the Oklahoman Employment Security Commission; or working adults with a disability who work for any size employer and have a "ticket to work". Find out more information by visiting www.insureoklahoma.org.

Individual Plan (IP)

	Total Current Enrollment			Breakdown of Current Enrollment					
	Male	Female	Total	New Enrollment this Month			Expanded 185 to 200% FPL		
				Male	Female	Total	Male	Female	Total
Employee	4,653	5,561	10,214	91	136	227	377	404	781
Spouse	807	2,478	3,285	21	39	60	70	195	265
Student	152	215	367	4	7	11	11	12	23
Dependent	79	58	137	4	3	7	79	58	137
Total	5,691	8,312	14,003	120	185	305	537	669	1,206

Race Breakdown of IP Members




Race is self-reported by members at the time of enrollment. The multiple race members have selected two or more races. Hispanic is an ethnicity not a race. Hispanics can be of any race and are accounted for in a race category above.

IP Application Type Breakdown



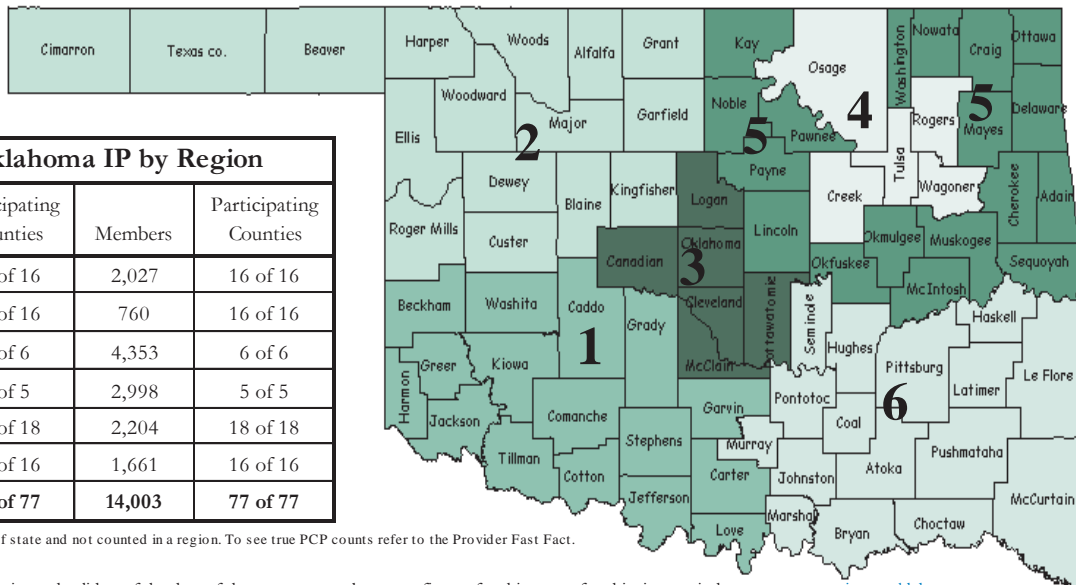
IP Age Breakdown with Average Federal Poverty Level for each group.



*Dependents effective 9/1/2010 doesn't show on graph being a small group at this time.

Unduplicated Counts	
IP Members SFY2012 (July 2011 - Current)	16,895
IP Members Since Program Inception March 2007	30,302
Miscellaneous	
Average IP Member Premium	\$61.24
Average Federal Poverty Level of IP Members	110.52%
Federal Poverty Level is used to determine income qualification.	

Insure Oklahoma/OEPIC Region Map



Insure Oklahoma IP by Region

	PCP	Participating Counties	Members	Participating Counties
Region 1	200	16 of 16	2,027	16 of 16
Region 2	95	15 of 16	760	16 of 16
Region 3	461	6 of 6	4,353	6 of 6
Region 4	318	5 of 5	2,998	5 of 5
Region 5	212	17 of 18	2,204	18 of 18
Region 6	194	16 of 16	1,661	16 of 16
Total	1,480	75 of 77	14,003	77 of 77

PCPs maybe counted in multiple regions or out of state and not counted in a region. To see true PCP counts refer to the Provider Fast Fact.

Data is compiled by Reporting and Statistics and valid as of the date of the report; any subsequent figures for this group for this time period may vary. www.insureoklahoma.org

This publication is authorized by the Oklahoma Health Care Authority in accordance with state and federal regulations. Cost of the printing was \$1.75 for 5 copies. A copy has been given to the Oklahoma Department of Libraries. OHCA is in compliance with the Title VI and Title VII of the 1964 Civil Rights Act and the Rehabilitation Act of 1973. This document can be viewed on OHCA's website www.okhca.org/research/data. The Oklahoma Health Care Authority does not discriminate on the basis of race, color, national origin, sex, religion, age or disability in employment or the provision of services.