

Employer Sponsored Insurance (ESI)

Fast Facts

June 2015



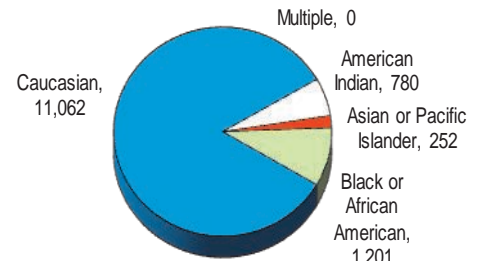
Business, insurance, state government and you
Working Together to
Insure Oklahoma!

The Insure Oklahoma Employer Sponsored Insurance program is designed to assist small business owners, employees and their dependents with health insurance premiums. Find out more information by visiting www.insureoklahoma.org.

Employer-Sponsored Insurance (ESI)

	Total Current Enrollment			Breakdown of Current Enrollment					
	Male	Female	Total	New Enrollment this Month			Expanded 185 to 200% FPL		
				Male	Female	Total	Male	Female	Total
Employee	4,944	6,033	10,977	161	194	355	693	530	1,223
Spouse	475	1,502	1,977	19	37	56	49	173	222
Student	43	54	97	1	0	1	7	7	14
Dependent	132	112	244	1	6	7	132	112	244
Total	5,594	7,701	13,295	182	237	419	881	822	1,703

Race Breakdown of ESI Members



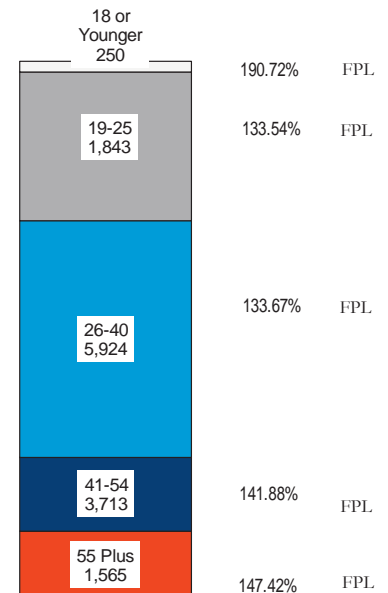
Hispanic Ethnicity 1,018

Race is self-reported by members at the time of enrollment. The multiple race members have selected two or more races. Hispanic is an ethnicity not a race. Hispanics can be of any race and are accounted for in a race category above.

	Business Activity with Employee Participation Counts			
	0 to 25	26 to 50	51 to 100	Total
Current	3,382	208	90	3,680
New	28	1	2	31
Total	3,410	209	92	3,711

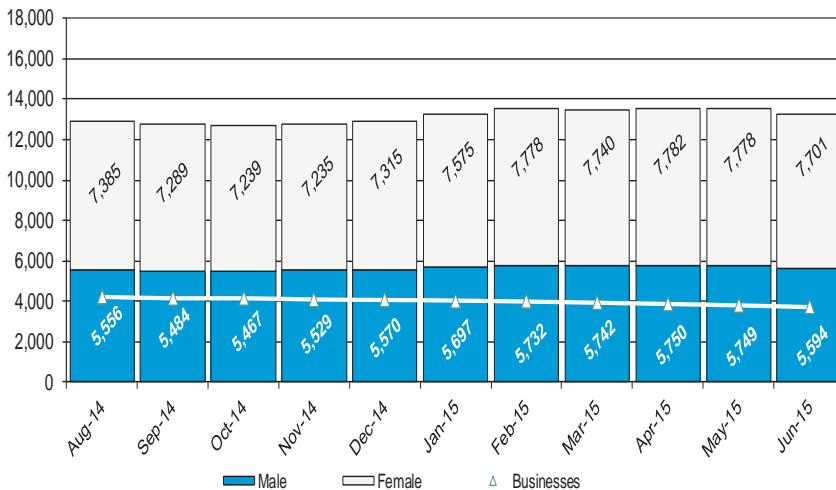
Some approved businesses may not have approved employees.

Age Breakdown with Average Federal Poverty Level of ESI Members

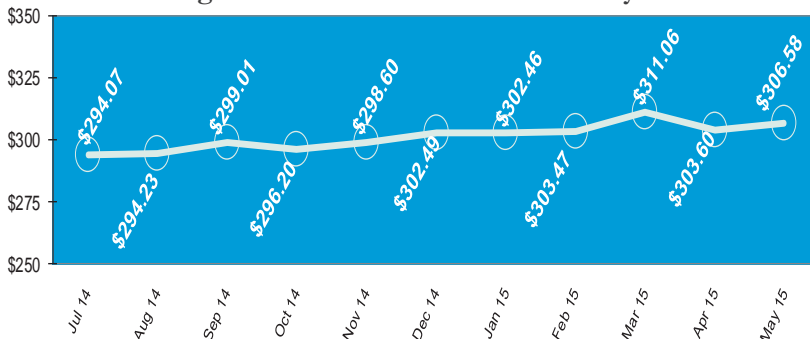


Federal Poverty Level is used to determine income qualification.

Member and Employer Monthly Enrollment



Average OHCA Premium Assistance Payments



Effective February 2007 OHCA Per Member Per Month reporting will be of the previous month due to semi-monthly payments verses monthly payments.

Insure Oklahoma ESI by Region			
Region	Employers	Employee/Spouse	Participating Counties
Region 1	417	1,840	16 of 16
Region 2	248	852	16 of 16
Region 3	1,145	3,596	6 of 6
Region 4	905	2,896	5 of 5
Region 5	659	2,825	18 of 18
Region 6	337	1,286	16 of 16
Total	3,711	13,295	77 of 77

Regions identified on Insure Oklahoma/OEPIC Region map on next page.

Data is compiled by Reporting and Statistics and valid as of the date of the report; any subsequent figures for this group for this time period may vary. www.insureoklahoma.org

This publication is authorized by the Oklahoma Health Care Authority in accordance with state and federal regulations. Cost of the printing was \$1.75 for 5 copies. A copy has been given to the Oklahoma Department of Libraries. OHCA is in compliance with the Title VI and Title VII of the 1964 Civil Rights Act and the Rehabilitation Act of 1973. This document can be viewed on OHCA's website www.okhca.org/research/data. The Oklahoma Health Care Authority does not discriminate on the basis of race, color, national origin, sex, religion, age or disability in employment or the provision of services.

Individual Plan (IP)

Fast Facts

June 2015



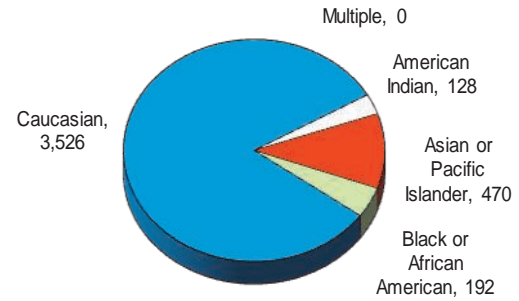
Business, insurance, state government and you
Working Together to
Insure Oklahoma!

The Insure Oklahoma Individual Plan program is designed to provide Oklahoma individuals with health insurance for themselves and their dependents if eligible. It is available to Oklahomans who are not qualified for an employer-sponsored health plan and work for an Oklahoma small business with 99 or fewer full time employees; temporarily unemployed adults who are eligible to receive unemployment benefits through the Oklahoman Employment Security Commission; or working adults with a disability who work for any size employer and have a "ticket to work". Find out more information by visiting www.insureoklahoma.org.

Individual Plan (IP)

	Total Current Enrollment			New Enrollment this Month		
	Male	Female	Total	Male	Female	Total
Employee	1,399	1,844	3,243	18	34	52
Spouse	237	669	906	3	8	11
Student	64	103	167	1	3	4
Dependent	0	0	0	0	0	0
Total	1,700	2,616	4,316	22	45	67

Race Breakdown of IP Members



IP Application Type Breakdown

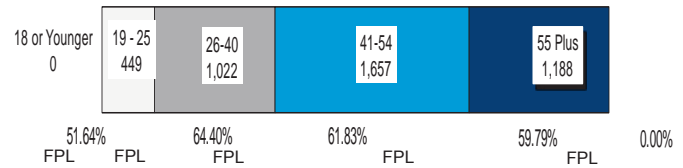


Hispanic Ethnicity 206

Race is self-reported by members at the time of enrollment. The multiple race members have selected two or more races. Hispanic is an ethnicity not a race. Hispanics can be of any race and are accounted for in a race category above.

Unduplicated Counts	
IP Members SFY2015 (July 2014 - Current)	6,714
IP Members Since Program Inception March 2007	42,311
Miscellaneous	
Average IP Member Premium*	\$36.39
Average Federal Poverty Level of IP Members	60.98%
Federal Poverty Level is used to determine income qualification.	

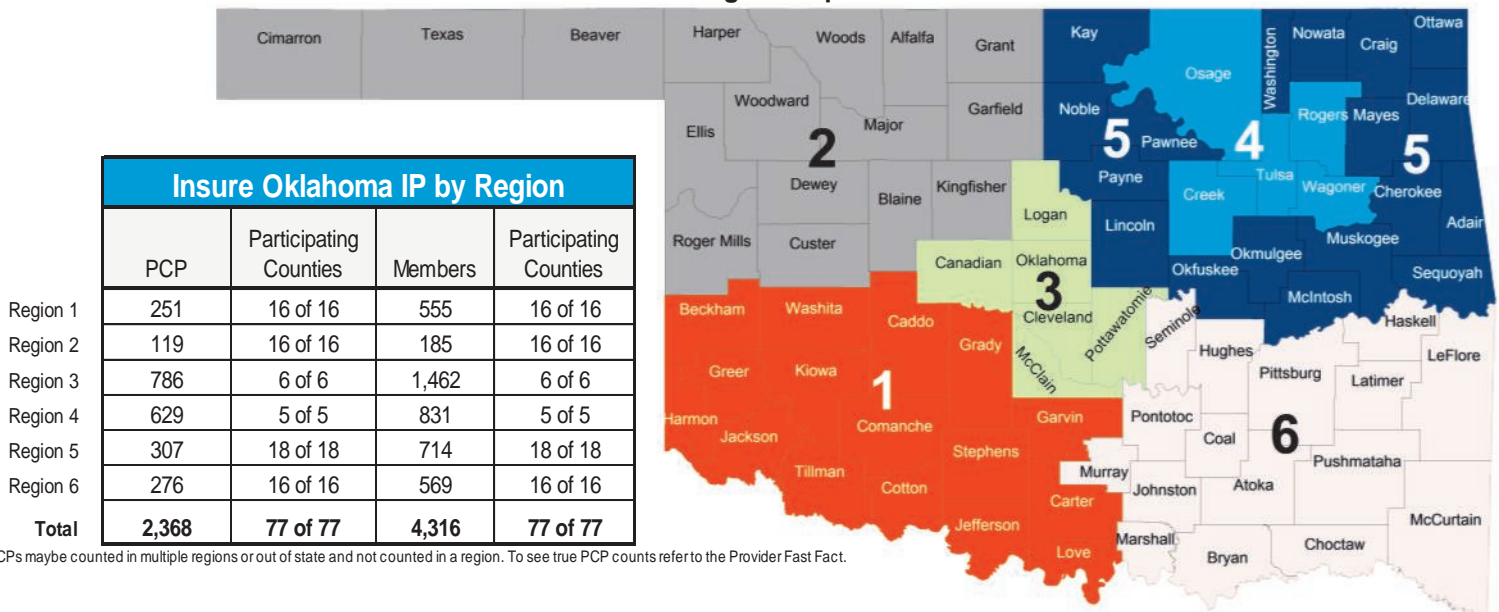
IP Age Breakdown with Average Federal Poverty Level for each group.



*Dependents effective 9/1/2010 doesn't show on graph being a small group at this time.

*IP qualifying FPL decreased to 100%.

Insure Oklahoma/OEPIC Region Map



PCPs may be counted in multiple regions or out of state and not counted in a region. To see true PCP counts refer to the Provider Fast Fact.

Data is compiled by Reporting and Statistics and valid as of the date of the report; any subsequent figures for this group for this time period may vary. www.insureoklahoma.org

This publication is authorized by the Oklahoma Health Care Authority in accordance with state and federal regulations. Cost of the printing was \$1.75 for 5 copies. A copy has been given to the Oklahoma Department of Libraries. OHCA is in compliance with the Title VI and Title VII of the 1964 Civil Rights Act and the Rehabilitation Act of 1973. This document can be viewed on OHCA's website www.ohca.org/research/data. The Oklahoma Health Care Authority does not discriminate on the basis of race, color, national origin, sex, religion, age or disability in employment or the provision of services.