



The State of Oklahoma
**PROGRESS ON
UNIFICATION**

Quarterly Report



GREETINGS,

I am proud to be a part of the final chapter of unifying Oklahoma's technology. I started the journey with my appointment as Oklahoma's Chief Information Officer in 2014, although OMES had begun down the unification path several years before.

It has been a tremendous time for OMES, as we have transformed our service team structure and have changed our culture from operational efficiency to operational excellence. We have evolved to face the challenges of technology and financial debt while meeting our partners' needs.

In 2011, when implementation of the Information Technology Consolidation and Coordination Act began, 70 percent of total IT costs were operational and maintenance costs. As legislatively mandated to do, OMES has reduced duplicative systems and created shared services through consolidation and significantly reduced this footprint.

OMES has worked with our partners to unify 68 of the 78 mandated agencies and more than 30 voluntary agencies at an estimated reduced spending and projected savings of about \$130 million. To fulfill the legislative mandate, OMES will consolidate the remaining mandated agencies by the end of this fiscal year.

I am proud of what we have accomplished, however, there is another part of this story previously untold — the coordination side of the Information Technology Consolidation and Coordination Act.

As outlined in the act, these quarterly progress reports focus on consolidation. Once we finalize consolidation in June, we will move on to reporting on technology coordination.

Coordinated technology provides the next step of reporting technology investments and projects. Throughout this and past quarterly reports, we have presented information on projects that are helping to optimize IT for partner agencies and the use of shared costs across agencies, also known as economies of scale, to decrease costs of technology products and services for all agencies.

Procurement contracts have helped Oklahoma state agencies reduce technology purchases by \$163 million between fiscal years 2012 and 2016.

As we begin to close in on meeting the consolidation milestone, where do we go from here?

Our next shift is to help bridge the gap between IT and business. Technology advancement has created opportunities we could barely have imagined 50 years ago. As technological innovation transforms how Oklahomans are connected and do business, our agencies need to improve online processes to meet the technology demand.

As previously reported in an [Information Technology and Innovation Foundation study](#), Oklahoma could save an additional \$160 million by prioritizing online interactions between government and citizens, and improving internal state agency business processes.

These changes can move Oklahoma forward with technology optimization. Improving interaction and education of citizens on government services, supporting innovation of processes among agency organizations and building 21st century infrastructure in place of outdated technology will optimize our agencies and lead them toward success.

We have met our mission of saving the state \$130 million as we've moved through consolidation. Agencies are recognizing the cost savings and can begin planning strategic investments for technology optimization. To do this, we must look at technology as a strategic investment that can produce tangible reductions in costs for taxpayers.

Respectfully,


A handwritten signature in black ink, appearing to read "Bo Reese". The signature is stylized with a large, looping initial "B" and a long, sweeping underline.

Bo Reese

Chief Information Officer

TABLE OF CONTENTS

IS Feature	1.1
IS News	2.1
Summary of Unification	3.1
Spotlight	4.1



Generators at the OMES Data Center can produce enough electricity to keep the state's data secure and accessible during a power outage.

1 The 'Power' of IT Unification

OKLAHOMA CITY — Strong storms toppled trees and knocked out power at the Capitol during April's last weekend but didn't shut down the security of and access to important data housed with OMES at its Information Services Data Center.

Thanks to a plan that includes using up to four 1,450-horsepower generators cranking out 1,000 kilowatts of power, the systems remained go at the data center. The data flowing through servers connected with more than 100 state agencies remained safe and accessible.

"The storms demonstrated another success of IT unification, keeping the state online during a power outage," said Secretary of Finance, Administration and Information Technology Preston L. Doerflinger, who serves as director of OMES.

"While storm damage is never a good thing, it did show that the emergency systems we've put in place worked to secure and keep the state's data accessible during an outage," he said. "If agencies haven't unified their IT with OMES yet, this just showed one more advantage of doing so."

When the power went out around the Capitol over the weekend, it was hardly noticeable at the OMES Information Services Data Center, where generators kicked into gear and kept the state online.

“There was enough fuel on hand to keep the power on for up to eight days,” said Oklahoma Chief Information Officer Bo Reese. “This is an important aspect of IT unification. This building and our backup systems allow another layer of protection during an emergency situation.”

The generators can fire and produce maximum power in seconds if there is an electrical issue. Servers at the Information Services Data Center are housed in a secure environment, data is backed up off site in a secure location, and the critical functions of the building are built to withstand winds of up to 200 mph.

“Having these types of protections and redundancies in place is an important part of IT unification,” Reese said. “The storm over the weekend proved a successful test of our systems.”

Unification, legislatively mandated by HB 1304 in 2011, partners agencies with OMES to streamline and consolidate IT efforts. By the end of fiscal year 2017, 78 mandated agencies, and more than 30 voluntary (nonappropriated) state agencies, will have been brought under one IT umbrella at an estimated reduced spending and projected savings of about \$283 million.

Other successes of unification include an increased ability to protect the state’s unified networks and systems as a whole against cyberattacks; increased purchasing power that saved the state about \$46 million in FY 16; and quicker response times and less system downtime with 24/7 monitoring that can spot problems in their infancy, sometimes before an agency even knows they have a problem.

More information on the generators can be found at <https://www.ok.gov/cio/documents/PowerUp.pdf>.



2 Updating the Phones

OMES is updating core unified IT services of email and phone for more than 100 offices in over 60 state agencies.

Part of the phone updates, scheduled for completion by early FY 18, was the retirement of the aged system previously located in the basement of the state Capitol. The SL-100 was a behemoth of a digital-switching system, occupying a large chunk of real estate slated to be incorporated into new plans with the Capitol Restoration. The new system will take up just a fraction of the space.

Get the details of moving the old system and replacing it with a modern higher capacity system by clicking on the video image below.





Summary of Unification

Consolidation Project Savings

Agency Name	Status	FY2012	FY2013	FY2014	FY2015	FY2016	FY2017
Agency Name	Status	FY2012	FY2013	FY2014	FY2015	FY2016	FY2017
Alcoholic Beverage Laws Enforcement (ABLE) Commission IT Unification	Completed					\$1,384.10	\$119,254.34
Agriculture HelpDesk Transition	Completed		\$3,086.25	\$3,240.56	\$3,402.59	\$3,572.72	\$3,751.36
Agriculture Department IT Consolidation	Completed		\$120,055.98	\$125,644.48	\$125,644.48	\$125,644.48	\$125,644.48
AICCM IT Consolidation	Completed	\$34,311.00	\$48,511.00	\$41,411.00	\$41,411.00	\$41,411.00	\$41,411.00
Attorney General IT Unification	Completed						\$11,573.16
Banking Department IT Consolidation	Completed	\$7,250.79	\$7,250.79	\$7,250.79	\$7,250.79	\$7,250.79	\$7,250.79
Behavioral Health Licensure IT Consolidation	Completed			\$1,857.25	\$3,450.25	\$3,450.25	\$3,450.25
Board Member/1st Yr Superintendent Points	Execution				-\$9,216.64	\$3,494.17	\$3,439.43
Board of Nursing IT Consolidation	Completed	-\$15,542.76	-\$9,744.76	-\$15,244.76	-\$15,244.76	-\$15,244.76	-\$15,244.76
Boll Weevil IT Consolidation	Completed			\$61,591.16	\$61,591.16	\$61,591.16	\$61,591.16
Capitol Improvement Authority IT Consolidation	Completed	-\$1,601.04	-\$1,052.04	-\$1,052.04	-\$1,052.04	-\$1,052.04	-\$1,052.04
CareerTech IT Unification	Completed						\$420,699.76
CareerTech Independent Contractor Unification	Completed		\$39,960.00	\$39,960.00	\$39,960.00	\$39,960.00	\$39,960.00
CareerTech Position Consolidation	Completed		\$98,150.00	\$98,150.00	\$98,150.00	\$98,150.00	\$98,150.00
Children & Youth Commission IT Consolidation	Completed		\$107,390.89	\$90,890.89	\$90,890.89	\$107,390.89	\$90,890.89
Chiropractic Examiners IT Consolidation	Completed		-\$2,524.00	-\$2,524.00	-\$2,524.00	-\$2,524.00	-\$2,524.00
COMIT Telemanagement Billing Module	Completed		\$60,675.00	\$123,925.00	\$123,925.00	\$123,925.00	\$123,925.00

Agency Name	Status	FY2012	FY2013	FY2014	FY2015	FY2016	FY2017
Commerce IT Stabilization	Execution					\$52,779.02	\$40,459.02
Conservation Commission IT Consolidation	Completed		\$14,575.00	\$14,575.00	\$14,575.00	\$14,575.00	\$14,575.00
Corporation Commission IT Unification	Completed						\$1,528,331.16
Council on Law Enforcement Education and Training IT Unification	Completed						\$104,206.80
Court of Existing Claims IT Unification	Completed						\$62,877.71
Decommission MidCon	Completed		\$113,160.00	\$113,160.00	\$113,160.00	\$113,160.00	\$113,160.00
Decommission Unused Software - Infrastructure	Completed			\$88,983.74	\$88,983.74	\$88,983.74	\$88,983.74
Dentistry Board IT Consolidation	Completed		-\$2,529.00	-\$3,857.00	-\$3,857.00	-\$3,857.00	-\$3,857.00
Department of Central Services IT Consolidation	Completed	\$37,193.67	\$9,054.50	\$14,554.50	\$9,054.50	\$9,054.50	\$3,554.50
Department of Commerce IT Consolidation	Completed			\$0.00	\$253,462.05	\$17,203.55	\$8,903.55
Department of Corrections IT Unification	Execution						\$891,263.49
Department of Corrections HCM	Completed	-\$132,472.00	\$93,753.00	\$234,892.00	\$234,892.00	\$234,892.00	\$234,892.00
Department of Environmental Quality IT Unification	Execution						\$117,944.34
Department of Libraries IT Consolidation	Completed		\$115,599.00	\$115,599.00	\$110,099.00	\$110,099.00	\$115,599.00
Department of Mental Health and Substance Abuse IT Unification	Execution						\$89,480.80
Department of Tourism IT Consolidation	Completed	\$93,606.70	\$94,406.70	\$93,726.70	\$93,726.70	\$93,726.70	\$93,726.70
Department of Transportation IT Consolidation	Completed			\$12,265.50	\$272,462.75	\$362,461.75	\$362,460.75
Department of Veterans Affairs IT Unification	Completed						\$125,423.64
DEQ - Position Consolidation	Completed		\$113,475.00	\$113,475.00	\$113,475.00	\$113,475.00	\$113,475.00
Disaster Recovery Services	Completed	\$247,344.00	\$419,245.00	\$203,524.00	\$203,524.00	\$203,524.00	\$203,524.00
DOC - Re-organization	Completed		\$140,570.00	\$140,570.00	\$140,570.00	\$140,570.00	\$140,570.00
DPS E-Seek Barcode MSR Reader Solution	Completed			\$4,452.00	\$4,452.00	\$4,452.00	\$4,452.00
DSD Building Moves	Completed						\$127,144.77
Educational Quality and Accountability IT Unification	Completed				\$3,743.80	\$14,208.97	\$14,208.97
EGID - Manage Engine Renewal	Completed			\$4,148.00	\$4,148.00	\$4,148.00	\$4,148.00
EGID IT Consolidation	Completed			\$60,500.00	\$1,233,192.60	\$1,584,005.78	\$1,584,005.78
Eliminate Unused Software - Shared Services*	Completed		\$125,204.00	\$128,960.00	\$132,829.00	\$136,814.00	\$140,918.00
Employee Benefits Council IT Consolidation	Completed	\$150,114.51	\$214,083.65	\$208,583.65	\$214,083.65	\$208,583.65	\$214,083.65
Employee Benefits Division - VM Ware	Completed			\$5,357.00	\$5,357.00	\$5,357.00	\$5,357.00
Fiber - Classen Buildings	Completed		-\$33,335.80	\$14,592.00	\$14,592.00	\$14,592.00	\$14,592.00
Fiber - First National Building	Completed	\$11,895.39	\$49,115.40	\$49,115.40	\$49,115.40	\$49,115.40	\$49,115.40
Fiber - LandMark Tower	Completed		-\$49,513.89	\$14,820.72	\$14,820.72	\$14,820.72	\$14,820.72
Fiber - Professional Engineers & Land Surveyors	Completed		-\$29,921.80	\$4,164.00	\$4,164.00	\$4,164.00	\$4,164.00
Fiber Optic Asset Tracking System	Completed			\$6,292.16	\$2,453.94	\$2,453.94	\$2,453.94
Health Department IT Consolidation	Completed		\$60,000.00	\$1,431,406.14	\$169,473.80	\$597,779.92	\$597,779.92
Health Department Network Unification	Completed		\$1,822,537.00	\$1,437,627.00	\$1,437,627.00	\$1,437,627.00	\$1,437,627.00
Health Department Printer Optimization*	Completed		\$342,190.43	\$362,190.43	\$362,190.43	\$362,190.43	\$362,190.43
Historical Society IT Unification	Completed						\$65,073.91
Horse Racing Commission IT Unification	Completed						\$74.38
Human Services Department IT Unification	Completed						\$5,027,467.71
IPSH Health Exchange Information	Completed			\$74,000.00	\$196,100.00	\$196,100.00	\$196,100.00
ITSW1004 Cable Materials and Accessories	Completed			\$2,604,000.00	\$0.00	\$0.00	\$0.00
ITSW1024 Encrypted Email Software	Completed			\$54,000.00	\$5,400.00	\$5,400.00	\$5,400.00
ITSW1030 Good Technology RFP	Completed			\$5,340.00	\$5,340.00	\$5,340.00	\$5,340.00
J.M. Davis Memorial Commission IT Unification	Completed						\$219.60
JD McCarty Center IT Unification	Execution						\$76,161.00
Labor Department IT Consolidation	Completed		\$86,293.24	\$83,813.61	\$86,924.59	\$95,628.90	\$93,429.34
LIMS - Laboratory Information Management System	Completed			\$580,056.04	\$116,034.16	\$116,034.00	\$116,034.16

Agency Name	Status	FY2012	FY2013	FY2014	FY2015	FY2016	FY2017
Live Scan Fingerprinting System	Completed			\$45,000.00	\$45,000.00	\$45,000.00	\$45,000.00
Medical Claims Clearinghouse	Completed			\$48,000.00	\$28,200.00	\$28,200.00	\$28,200.00
Medical Examiners IT Consolidation	Completed		\$13,932.00	\$8,432.00	\$13,932.00	\$8,432.00	\$13,932.00
Medicolegal Inv.- Software for LC/MS Liquid Crystal/Mass Spectrometry	Completed			\$357,932.76	\$0.00	\$0.00	\$0.00
Mines Department IT Consolidation	Completed		-\$10,913.04	-\$16,413.04	-\$16,413.04	-\$10,913.04	-\$16,413.04
Multi Injury Trust Fund IT Unification Project	Completed			\$1,461.00	\$6,461.00	\$1,461.00	\$1,461.00
ODAFF - Oracle Licensing Application	Completed			-\$7,470.00	\$5,028.00	\$5,028.00	\$5,028.00
ODOT Video Editing System	Completed			\$29,669.75	\$0.00	\$0.00	\$0.00
Office of Juvenile Affairs IT Unification	Completed						\$33,250.44
Office of Personnel Management IT Consolidation	Completed	\$70,595.68	\$77,932.68	\$77,045.68	\$70,745.68	\$70,745.68	\$70,745.68
Ok Rail Data Migration	Execution					\$294,500.00	\$300,000.00
OKDHS Eliminate Unused Software*	Completed					\$286,273.50	\$202,987.00
OKDHS Printer Optimization	Completed						\$842,481.76
OKDHS Reduction in IT Staff FY15	Completed					\$1,986,823.00	\$2,522,988.32
Oklahoma Bureau of Narcotics IT Unification	Completed						\$83,387.36
Oklahoma Department of Rehabilitation Services IT Unification	Completed						\$9,522.63
Oklahoma Department of Veterans Affairs HelpDesk Transition	Completed		\$145,700.00	\$145,700.00	\$145,700.00	\$145,700.00	\$145,700.00
Oklahoma Health Care Authority IT Unification	Completed				\$654,792.17	\$654,792.17	\$654,792.17
Oklahoma Indigent Defense IT Unification	Completed						\$1,223.96
Oklahoma State Bureau of Investigation IT Unification	Completed						\$25,481.88
Oracle Contract Re-Negotiation	Completed						\$1,241,221.24
OSBI-Desktop/Laptop Replacement	Completed				\$27,952.95	\$0.00	\$0.00
OSDH - NetIQ Contract	Completed			\$8,636.80	\$8,113.68	\$8,114.00	\$8,114.00
OWRB - Annual Permitted Water Use Survey and Administrative Fee Mailing	Completed		\$3,208.53	\$0.00	\$0.00	\$0.00	\$0.00
Pardon & Parole Board IT Consolidation	Completed		\$38,051.73	\$32,551.73	\$32,551.73	\$32,551.73	\$32,551.73
Payroll Lapse Numbers	Completed			\$5,864,571.78	\$7,223,765.30	\$4,631,146.76	\$0.00
People Move 2012	Completed	\$2,336,741.00	\$2,336,741.00	\$2,336,741.00	\$2,336,741.00	\$2,336,741.00	\$2,336,741.00
Pharmacy Board IT Consolidation	Completed		\$94,000.00	\$88,500.00	\$88,500.00	\$88,500.00	\$88,500.00
Pre-Surplus Clearing House	Completed		\$173,446.00	\$0.00	\$0.00	\$0.00	\$0.00
Private Vocational Schools Board IT Consolidation	Completed		-\$1,155.00	-\$605.00	-\$605.00	-\$605.00	-\$605.00
Psychologists Examiners IT Consolidation	Completed		-\$1,408.00	-\$1,408.00	-\$1,408.00	-\$1,408.00	-\$1,408.00
Real Estate Commission IT Consolidation	Completed			\$118,755.84	\$118,755.84	\$118,755.84	\$113,055.84
Resource Leveling FY17	Completed						\$2,118,120.97
Scenic Rivers Commission IT Consolidation	Completed		-\$6,194.76	-\$6,194.76	-\$6,194.76	-\$6,194.76	-\$6,194.76
SDE - CAS Contract Consolidation	Completed			\$20,000.00	\$21,000.00	\$21,000.00	\$21,000.00
SDE - Child Count Contract Consolidation	Completed		\$18,499.74	\$23,699.97	\$23,699.97	\$23,699.97	\$23,699.97
SDE - Child Nutrition Contract Consolidation	Completed		\$60,399.00	\$60,399.00	\$60,399.00	\$60,399.00	\$60,399.00
SDE - HUPP Contract Consolidation	Completed		\$85,942.00	\$92,056.26	\$89,248.75	\$86,357.01	\$83,378.52
SDE - Printer Consolidation Phase 2*	Completed		\$84,246.69	\$5,246.69	\$5,246.69	\$5,246.69	\$5,246.69
SDE Scantron Contract Consolidation	Completed			\$140,548.00	\$147,575.40	\$147,575.40	\$147,575.40
SDE-GED Lifelong Scoring	Completed		\$5,838.00	\$5,838.00	\$5,838.00	\$5,838.00	\$5,838.00
Security as a Service - Phase I	Completed		\$57,542.31	\$723,797.67	\$723,797.67	\$723,797.67	\$723,797.67
State Department of Education IT Consolidation	Completed			\$933,231.00	\$960,731.00	\$1,054,231.00	\$1,435,231.00
State Department of Education Managed Print Services	Completed	\$200,251.38	\$279,251.38	\$279,251.38	\$279,251.38	\$279,251.38	\$279,251.38
State Treasurer IT Consolidation	Completed	\$277,472.83	\$277,473.83	\$277,474.83	\$277,475.83	\$277,476.83	\$277,476.83
Statewide Mainframe Consolidation	Completed			\$2,341,345.00	\$3,170,748.00	\$3,176,610.00	\$3,778,929.00
Tax Commission Network Unification	Execution						\$1,328,331.00

Agency Name	Status	FY2012	FY2013	FY2014	FY2015	FY2016	FY2017
Uniform Crime Report	Completed		\$707.00	\$1,107.00	\$1,107.00	\$1,107.00	\$1,107.00
Used Motor Vehicles Commission IT Unification	Completed			\$0.00	\$69,016.00	\$63,516.00	\$63,516.00
Vet Board IT Consolidation	Completed		-\$3,904.00	-\$3,904.00	-\$3,904.00	-\$3,904.00	-\$3,904.00
Virtual Technology Storage	Completed		-\$491,410.03	\$533,440.93	\$545,977.99	\$580,191.35	\$617,826.04
VOIP OKC County Health Department	Completed	-\$11,794.20	\$41,814.26	\$41,814.26	\$41,814.26	\$41,814.26	\$41,814.26
Water Resources Board IT Unification	Execution						\$117,944.34
Wave Contract Consolidation	Completed				\$322,250.00	\$322,250.00	\$322,250.00
Wheat Commission IT Consolidation	Completed		\$3,598.04	-\$1,901.96	-\$1,901.96	-\$1,901.96	-\$1,901.96
Will Rogers Memorial Commission IT Unification	Completed						\$600.00
Workers Compensation Commission IT Unification	Completed						\$37,241.03
Total Annual Savings		\$4,403,597.95	\$10,528,325.89	\$23,454,338.49	\$23,794,798.07	\$24,596,066.20	\$36,010,600.04
Savings Over 6 Years ¹		\$107,988,240					

Notes: ¹ FY12 plus NPV of savings achieved in FY13 - FY17

*Vendor and/or Employee Cost Savings Idea

This data reflects point-in-time information. There may be unreimbursed IT costs incurred by OMES IS that are not included in the total costs as they are not billed. These unreimbursed costs could reduce the amount of savings reported.

Cost Avoidance

Project Name	Status	FY2012	FY2013	FY2014	FY2015	FY2016	FY2017
Legacy Voice Optimization	Planning						\$424,230
eDiscovery Open Records Request Software	Execution						\$1,886,573
Health Network Consolidation	Completed		\$1,822,538	\$1,437,628	\$1,437,628	\$1,437,628	\$1,437,628
IS Procurement	Completed	\$81,654	\$81,654	\$81,654	\$81,654	\$81,654	\$81,654
Microsoft EES Statewide Contract	Completed		\$1,139,031	\$1,139,031	\$1,139,031	\$1,139,031	\$1,139,031
Microsoft Enterprise Agreement	Completed	\$1,778,419	\$1,778,419	\$1,778,419	(\$2,047,273)	(\$2,047,273)	(\$2,047,273)
SSL Certificate Savings	Completed	\$7,888	\$7,888	\$7,888	\$7,888	\$7,888	\$7,888
Statewide IT Contracts	Completed	\$920,266	\$1,679,846	\$1,679,846	\$1,679,846	\$1,679,846	\$1,679,846
Total Annual Savings		\$2,788,227	\$6,509,376	\$6,124,466	\$2,298,774	\$2,298,774	\$4,609,577
Savings Over 6 Years ¹		\$22,506,994					

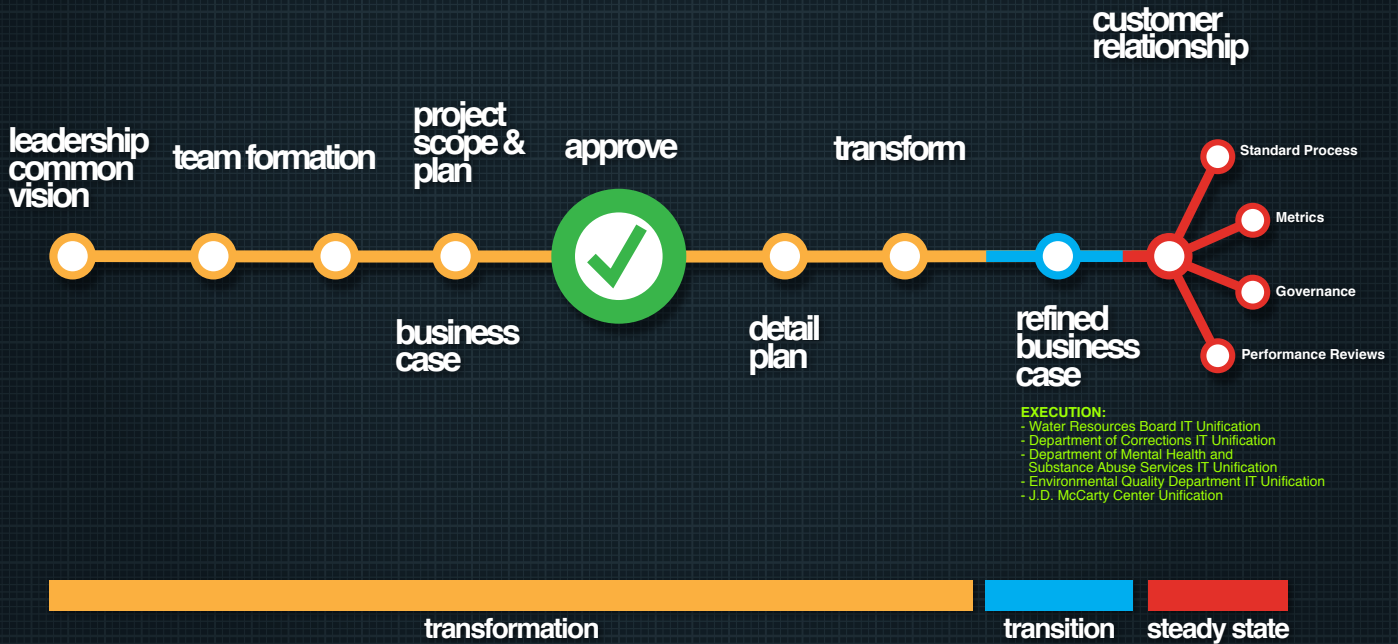
Notes: ¹ FY12 plus NPV of savings achieved in FY13 - FY17

Consolidation Portfolio Active Projects

Agency by Agency					
Project No	Project Name	Project Phase	Risk Rating	CBA NPV	Total Forecast Cost
			(10 - 48)		
60264	Department of Mental Health and Substances Abuse Services IT Unification	Execution	24	\$383,047.00	\$ -
51536	Department of Corrections IT Unification	Execution	28	\$3,815,124.60	\$ -
60270	J.D. McCarty Center Unification	Execution	24	\$326,014.65	
42190	Department of Environmental Quality IT Unification	Execution	32		\$420,000.00
42191	Water Resources Board IT Unification	Execution	20		\$180,713.47
Service by Agency					
48160	Board Member/1st Yr Superintendent Points	Execution	36	\$5,872.27	\$169,549.22
43640	OK Rail Data Migration	Execution	32	\$1,567,352.60	\$16,669.98
69709	OSBI DR Equipment Move	Execution-Close	28		\$9,200.00
Service by Service					
42814	Commerce IT Stabilization	Execution	28	\$223,937.87	\$36,674.96
56469	Tax Commission Network Consolidation	Execution	24	\$5,896,589.00	\$29,167.00

unification approach

agency by agency

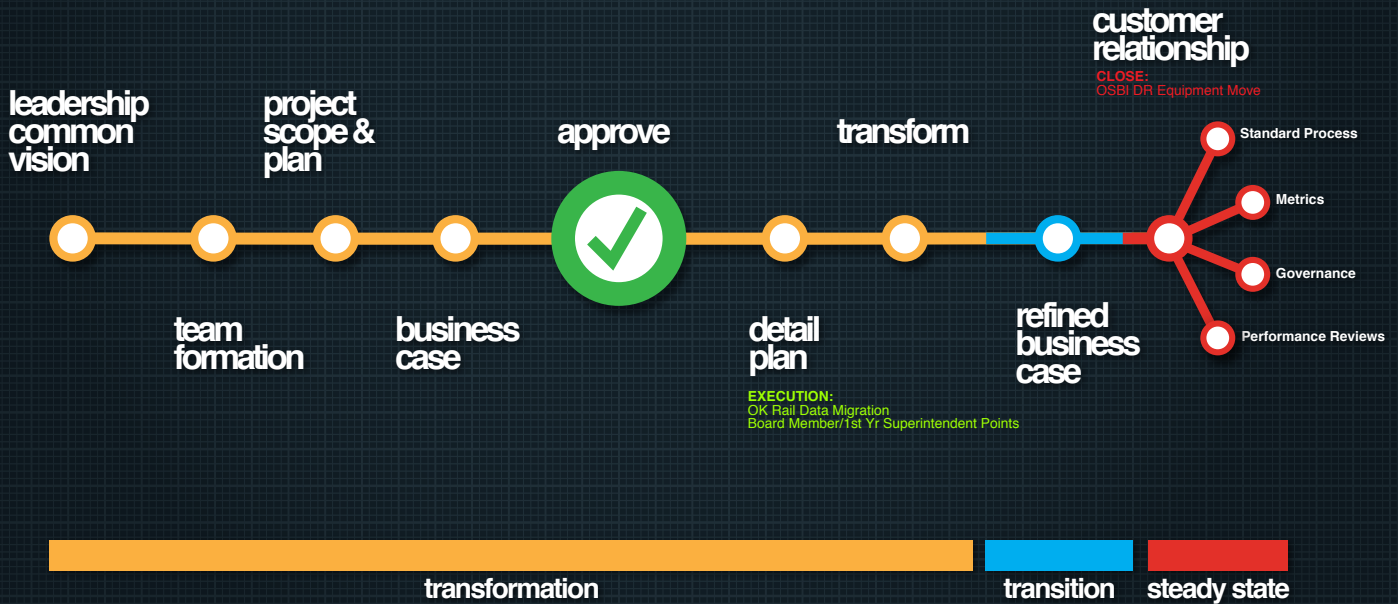


Agency-by-Agency Completion

- ABLE Tech
- Abstractors Board
- Accountancy Board
- Aeronautics Commission
- Agriculture
- Anatomical Board*
- Architects Board
- Arts Council
- Attorney General
- Athletic Commission
- Banking Department
- Boll Weevil
- Bond Advisor
- Building Bonds-Commission
- Bureau of Narcotics
- Capital Investment Board
- Capitol Improvement Authority
- Career Tech
- Center for Advancement of Science and Technology- OCAST
- Children & Youth Commission
- Chiropractic
- CLEET
- Commerce
- Conservation
- Construction Industries Board
- Consumer Credit Department
- Corporation Commission IT Unification
- Court of Existing Claims
- Court of Existing Claims IT Unification
- Dentistry Board
- Department of Central Services
- Disability Concerns
- Education Department
- Education Quality & Accountability
- EGID
- Employees Benefits Council
- Emergency Management
- Ethics Commission
- Finance Authority
- Fire Marshal
- Funeral Board
- Governor
- Health Dept.
- Historical Society
- Horse Racing Commission
- Human Rights Commission
- Human Services Department IT Unification
- Industrial Finance Authority
- Indigent Defense
- Interstate Oil Compact Commission
- J.M. Davis Memorial Commission IT Unification
- Judicial Complaints Council*
- Juvenile Affairs
- Labor Department
- Libraries
- Licensed Social Workers Board
- Liquefied Petroleum Gas Board
- Long Term Care Admin. Board
- Marginal Well Commission
- Medical Examiners
- Merit Protection Commission
- Mines Department
- Motor Vehicle Commission
- Multiple Injury Trust Fund*
- Native American Cultural & Education Authority
- Nursing, Oklahoma Board of
- ODOT
- Oklahoma Health Care Authority IT Unification
- Optometry Board
- Pardon & Parole
- Personnel Management Office
- Pet Breeders*
- Pharmacy
- Physician Manpower Training Commission
- Private Vocational Schools Board
- Professional Engineers & Land Surveyors
- Psychologists
- Public Safety Department
- Real Estate
- Rehabilitation Services
- Scenic Rivers Commission
- Science and Math
- Sorghum Commission
- Speech Pathology Board
- State Treasurer
- Teacher Preparation Commission
- Teachers' Retirement System
- Transportation
- Tobacco Settlement Endowment Trust
- Tourism & Recreation Department
- Uniform Building Code Commission
- University Hospitals Authority*
- Used Motor Vehicles Commission
- Veterans Affairs
- Veterinary Medical Examiners
- Will Rogers Memorial Commission IT Unification
- Wheat Commission
- Workers' Compensation Commission

FY15
*No IT Services

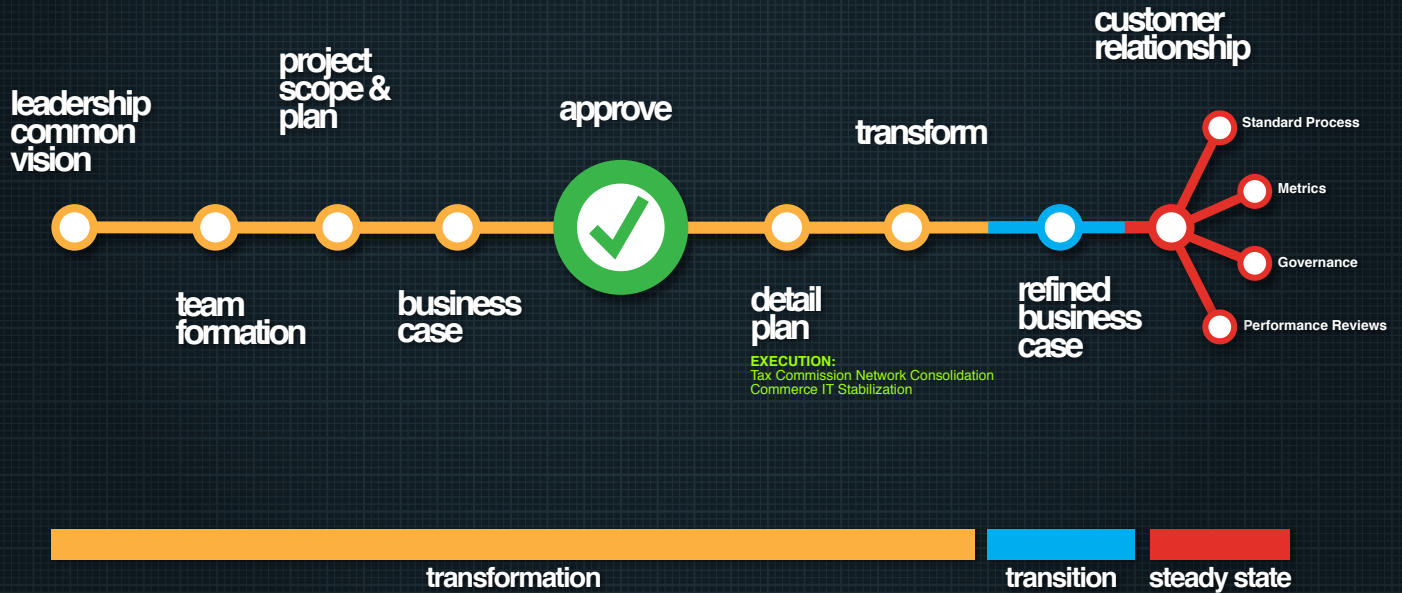
unification approach service by agency



Service-by-Agency Completion

- 1st National Building — Fiber
- Career Tech — Email Consolidation
- Classen Buildings — Fiber
- Corrections — HCM
- Infrastructure — DHS Cloud Email
- Health Department — Network
- Health — Unused Software
- Health — Printer Optimization
- DHS — Disaster Recovery
- IS — Unused Software
- Landmark Tower — Fiber
- ODAFF — Help Desk
- ODAFF — Printer Optimization
- ODOT VoIP
- OKC County Health Dept — VoIP
- Prof. Engineers & Land Surveyors — Fiber
- SDE — HUPP Contract Consolidation
- SDE — Mainframe
- SDE — Print Services Phase 1
- SDE — Print Services Phase 2
- VA — Help Desk

unification approach service by service



Service-by-Service Completion

- Antivirus/Spam/Encryption Pilot
- COMIT Tele-management Billing Module
- Microsoft Enterprise Agreement
- People Move 2012
- PPM Tool Pilot
- Pre-Surplus Clearing House — 2012 Cost
- Savings Idea
- Security as a Service Phase I
- Project Portfolio Management Rollout
- IT Advisory Services
- Security Education & Training
- Statewide Mainframe Consolidation

4 Spotlight: #StateCIOsRock

In May, OMES Information Services is participating in the National Association of State Chief Information Officers' (NASCIO) State CIOs Make a Difference Campaign.

Oklahoma CIO Bo Reese and OMES will highlight various projects during the first two weeks of May. These projects will be shared on social media with the #StateCIOsRock hashtag.

To view the web presentation set up for Oklahoma by NASCIO, visit <https://www.nascio.org/CIOs/2017/Oklahoma>.

To view the video produced for State CIOs Make a Difference, click on the video image below.



