



The State of Oklahoma  
**PROGRESS ON  
UNIFICATION**

Quarterly Report



# GREETINGS,

The strategic use of information technology is an investment that produces tangible payoffs for taxpayers, legislators and state agencies.

Financially, Oklahoma's statewide, legislatively mandated IT unification is paying off with a combined reduced spending and estimated projected savings of around \$125 million. The financial is a great success story, but so are the raised efficiency and a better ability to serve Oklahomans.

As anticipated, when Oklahoma's IT unification process began, there was some worry and resistance. It's a normal part of the cycle of unification. The beginning can be tough and territorial, but as we have seen with most unified agencies it gets smoother as cost savings and increased efficiencies are recognized.

Many agencies not originally on the unification list have requested help to streamline and centralize their IT operations. We are committed to this service and are continually looking for ways to increase efficiencies and lower costs. We are always taking steps to align our IT strategy with the business goals of our partners through the establishment of IT governance within most cabinets and business segments.

A few of our large successes:

- A new customer relationship management portal launched about a year ago has led to more and speedier resolutions of Service Desk cases.
- The Criminal Justice Information Systems Center for Excellence, a joint effort between OMES and 14 agencies in the Public Safety and Security Cabinet to provide a unified IT approach for public safety groups, is set to be completed by the end of fiscal year 2017.
- The creation of the Information Technology Operations Command Center helps monitor all IT assets across the state. In addition to unified client services, the center monitors approximately 3,000 infrastructure devices, 500 locations and 35,000 discrete elements.

That last one truly shows the power of unification. Instead of problems happening in isolation and maybe going unnoticed, it can be discovered quickly and solutions and patches can be distributed to all unified agencies and preventative measures taken.

There have been many unification wins documented in this quarterly over the past few years. Just last quarter we reported on how OMES and the Department of Human Services worked together to move 55 critical data systems to the OMES IS Data Center capable of withstanding an EF5 tornado and prolonged power disruptions. Before the move, the systems took up 8,222 square feet at the DHS data center. Through virtualization, the space was reduced to seven racks plus the mainframe, totaling approximately 100 square feet at the OMES IS Data Center, a white space footprint reduction of nearly 99 percent.

In this issue, we'll highlight how OMES is using the greater purchasing power unification allows to partner in the governor's Connect and Learn Initiative to bring digital learning to Oklahoma classrooms.

Our efforts are proving that unification works, and we look forward to continuing to help our partners succeed through technology and providing savings for all Oklahomans.

Respectfully,

A handwritten signature in blue ink that reads "Bo Reese". The signature is fluid and cursive, with a large loop at the end.

Bo Reese  
Chief Information Officer

# TABLE OF CONTENTS

IS News **1.1**

Summary of Unification **2.1**



# 1 Digital Classrooms For Oklahoma Students

## **OMES joins multifaceted Connect and Learn partnership to provide broadband and Wi-Fi to all Oklahoma students.**

The Oklahoma Connect and Learn Initiative strives to bring Wi-Fi to every classroom and affordable high-speed broadband service for Oklahoma students across the state.

Launched by Gov. Mary Fallin earlier this year, the initiative will partner OMES with other state, national and local – public and private – organizations interested in increasing the number of schools with fiber optic connections, improving the capacity and affordability of those connections.

“The initiative is a voluntary program that works with schools to use existing funding efficiently and effectively to maximize opportunities to provide high-speed broadband and Wi-Fi access to student across Oklahoma,” Fallin said.

“The technology also creates digital learning opportunities so that every student may have a personalized learning plan that may include upper level math and science classes and concurrent enrollment classes.”

The National Governors Association Center for Best Practices and EducationSuperHighway, the nation’s leading nonprofit focused on upgrading Internet access in every public school in America, are providing technical assistance to the state.

The state Connect and Learn team includes the governor’s office, Oklahoma Corporation Commission, local schools, the State Department of Education and OMES.

For OMES, it's a chance to provide for students and Oklahoma's future, and showcase the power of unified technology services.

"We are the tech support of the State Department of Education, and we're playing the appropriate leadership role with them," OMES Information Services Director of Technology Services Dustin Crossfield said.

"State technology unification has allowed us to build this statewide team," Crossfield said. "Where it would have been smaller scale in the past, now it's a larger team and we have more purchasing power."

Because of the statewide information technology unification project, OMES has been able to contract with more vendors at better rates. Put simply, the more bulk you buy the better rate you get. When it comes to helping schools, OMES can leverage those of economies of scales to get better packages with preferred vendors for schools.

That ability to provide more bandwidth at a cheaper rate is important when trying to establish fiber optic cable connections to the 20 percent of Oklahoma schools now lacking such connections. It's also important when trying to meet the federal standard of 1 megabit per second bandwidth per student that only 3 percent of Oklahoma districts now meet.

The goal is to build out the broadband connections and Wi-Fi networks so that schools are paying less than \$3 per megabit per second for their broadband connections.


Each organization on the Connect and Learn team has specific sets of responsibilities. Gov. Fallin will provide the leadership. OMES has already completed an analysis of schools without fiber and is in the process of determining options and needs for schools to meet the broadband standard to establish Wi-Fi in the classrooms. OMES will also set up a transparency portal to make progress easily trackable by parents, school officials, service providers and state leaders.

The education department and EducationSuperHighway will reach out to local broadband providers and schools to discuss options and create partnerships.

"At EducationSuperHighway, we have one mission: get more students online at speeds that can support digital learning," the nonprofit's CEO Evan Marwell said in a news release. "In our modern educational environment that is imperative to ensuring students can truly access the tools and resources they need to learn and grow. No student should ever miss out on an educational opportunity because of where they go to school. That's no fair to them, and it's not how we will build the strong and vibrant economy we need in the years ahead."

OMES Information Services is proud to play a tech support role in such an important initiative, Oklahoma Chief Information Officer Bo Reese said.

"Digital learning has the power to transform K-12 education in the State of Oklahoma," he said. "We can make it more efficient, personalize education paths, increase course availability and prepare students for the technology enabled workforce. Adequate broadband connections are the foundation on which all digital learning is built."





# Summary of Unification

## Unification Project Savings

This data reflects actual savings based on completed projects and estimated savings for initiated or planning phase projects. Amounts could change as projects progress.

Agency Name	Status	FY2012	FY2013	FY2014	FY2015	FY2016	FY2017
Agriculture Department IT Consolidation	Completed		\$120,055.98	\$125,644.48	\$125,644.48	\$125,644.48	\$125,644.48
Agriculture HelpDesk Transition	Completed		\$3,086.25	\$3,240.56	\$3,402.59	\$3,572.72	\$3,751.36
AICCM IT Consolidation	Completed	\$34,311.00	\$48,511.00	\$41,411.00	\$41,411.00	\$41,411.00	\$41,411.00
Alcoholic Beverage Laws Enforcement (ABLE) Commission IT Unification	Completed					\$1,384.10	\$119,254.34
Attorney General IT Unification	Initiation						\$11,573.16
Banking Department IT Consolidation	Completed	\$7,250.79	\$7,250.79	\$7,250.79	\$7,250.79	\$7,250.79	\$7,250.79
Behavioral Health Licensure IT Consolidation	Completed			\$1,857.25	\$3,450.25	\$3,450.25	\$3,450.25
Board Member/1st Yr Superintendent Points	Planning				-\$9,216.64	\$3,494.17	\$3,439.43
Board of Nursing IT Consolidation	Completed	-\$15,542.76	-\$9,744.76	-\$15,244.76	-\$15,244.76	-\$15,244.76	-\$15,244.76
Boll Weevil IT Consolidation	Completed			\$61,591.16	\$61,591.16	\$61,591.16	\$61,591.16
Capitol Improvement Authority IT Consolidation	Completed	-\$1,601.04	-\$1,052.04	-\$1,052.04	-\$1,052.04	-\$1,052.04	-\$1,052.04
CareerTech Independent Contractor Unification	Completed		\$39,960.00	\$39,960.00	\$39,960.00	\$39,960.00	\$39,960.00
CareerTech IT Unification	Execution						\$420,699.76
CareerTech Position Unification	Completed		\$98,150.00	\$98,150.00	\$98,150.00	\$98,150.00	\$98,150.00
Children & Youth Commission IT Consolidation	Completed		\$107,390.89	\$90,890.89	\$90,890.89	\$107,390.89	\$90,890.89
Chiropractic Examiners IT Consolidation	Completed		-\$2,524.00	-\$2,524.00	-\$2,524.00	-\$2,524.00	-\$2,524.00
COMIT Telemanagement Billing Module	Completed		\$60,675.00	\$123,925.00	\$123,925.00	\$123,925.00	\$123,925.00
Commerce IT Stabilization	Execution					\$52,779.02	\$40,459.02
Conservation Commission IT Consolidation	Completed		\$14,575.00	\$14,575.00	\$14,575.00	\$14,575.00	\$14,575.00
Corporation Commission IT Unification	Initiation						\$1,528,331.16
Council on Law Enforcement Education and Training IT Unification	Initiation						\$104,206.80

Agency Name	Status	FY2012	FY2013	FY2014	FY2015	FY2016	FY2017
Court of Existing Claims IT Unification	Initiation						\$62,877.71
Decommission MidCon	Completed		\$113,160.00	\$113,160.00	\$113,160.00	\$113,160.00	\$113,160.00
Decommission Unused Software - Infrastructure	Completed			\$88,983.74	\$88,983.74	\$88,983.74	\$88,983.74
Dentistry Board IT Consolidation	Completed		-\$2,529.00	-\$3,857.00	-\$3,857.00	-\$3,857.00	-\$3,857.00
Department of Central Services IT Consolidation	Completed	\$37,193.67	\$9,054.50	\$14,554.50	\$9,054.50	\$9,054.50	\$3,554.50
Department of Commerce IT Consolidation	Completed			\$0.00	\$253,462.05	\$17,203.55	\$8,903.55
Department of Corrections HCM	Completed	-\$132,472.00	\$93,753.00	\$234,892.00	\$234,892.00	\$234,892.00	\$234,892.00
Department of Corrections IT Unification	Initiation						\$891,263.49
Department of Environmental Quality IT Unification	Initiation						\$117,944.34
Department of Libraries IT Consolidation	Completed		\$115,599.00	\$115,599.00	\$110,099.00	\$110,099.00	\$115,599.00
Department of Mental Health and Substance Abuse IT Unification	Initiation						\$89,480.80
Department of Tourism IT Consolidation	Completed	\$93,606.70	\$94,406.70	\$93,726.70	\$93,726.70	\$93,726.70	\$93,726.70
Department of Transportation IT Consolidation	Completed			\$12,265.50	\$272,462.75	\$362,461.75	\$362,460.75
Department of Veterans Affairs IT Unification	Initiation						\$125,423.64
DEQ - Position Consolidation	Completed		\$113,475.00	\$113,475.00	\$113,475.00	\$113,475.00	\$113,475.00
Disaster Recovery Services	Completed	\$247,344.00	\$419,245.00	\$203,524.00	\$203,524.00	\$203,524.00	\$203,524.00
District Attorney's Council IT Unification	Initiation						\$217,868.64
DOC - Re-organization	Completed		\$140,570.00	\$140,570.00	\$140,570.00	\$140,570.00	\$140,570.00
DPS E-Seek Barcode MSR Reader Solution	Completed			\$4,452.00	\$4,452.00	\$4,452.00	\$4,452.00
DSD Building Moves	Completed						\$127,144.77
Educational Quality and Accountability IT Unification	Completed				\$3,743.80	\$14,208.97	\$14,208.97
EGID - Manage Engine Renewal	Completed			\$4,148.00	\$4,148.00	\$4,148.00	\$4,148.00
EGID IT Consolidation	Completed			\$60,500.00	\$1,233,192.60	\$1,584,005.78	\$1,584,005.78
Eliminate Unused Software - Shared Services*	Completed		\$125,204.00	\$128,960.00	\$132,829.00	\$136,814.00	\$140,918.00
Employee Benefits Council IT Consolidation	Completed	\$150,114.51	\$214,083.65	\$208,583.65	\$214,083.65	\$208,583.65	\$214,083.65
Employee Benefits Division - VM Ware	Completed			\$5,357.00	\$5,357.00	\$5,357.00	\$5,357.00
Fiber - Classen Buildings	Completed		-\$33,335.80	\$14,592.00	\$14,592.00	\$14,592.00	\$14,592.00
Fiber - First National Building	Completed	\$11,895.39	\$49,115.40	\$49,115.40	\$49,115.40	\$49,115.40	\$49,115.40
Fiber - LandMark Tower	Completed		-\$49,513.89	\$14,820.72	\$14,820.72	\$14,820.72	\$14,820.72
Fiber - Professional Engineers & Land Surveyers	Completed		-\$29,921.80	\$4,164.00	\$4,164.00	\$4,164.00	\$4,164.00
Fiber Optic Asset Tracking System	Completed			\$6,292.16	\$2,453.94	\$2,453.94	\$2,453.94
Health Department IT Consolidation	Completed		\$60,000.00	\$1,431,406.14	\$169,473.80	\$597,779.92	\$597,779.92
Health Department Network Unification**	Completed		\$1,822,537.00	\$1,437,627.00	\$1,437,627.00	\$1,437,627.00	\$1,437,627.00
Health Department Printer Optimization*	Completed		\$342,190.43	\$362,190.43	\$362,190.43	\$362,190.43	\$362,190.43
Historical Society IT Unification	Execution-Close						\$65,073.91
Horse Racing Commission IT Unification	Planning						\$74.38
Human Services Department IT Unification	Planning						\$5,027,467.71
IPSH Health Exchange Information	Completed			\$74,000.00	\$196,100.00	\$196,100.00	\$196,100.00
ITSW1004 Cable Materials and Accessories	Completed			\$2,604,000.00	\$0.00	\$0.00	\$0.00
ITSW1024 Encrypted Email Software	Completed			\$54,000.00	\$5,400.00	\$5,400.00	\$5,400.00
ITSW1030 Good Technology RFP	Completed			\$5,340.00	\$5,340.00	\$5,340.00	\$5,340.00
J.M. Davis Memorial Commission IT Unification	Planning						\$219.60
JD McCarty Center IT Unification	Initiation						\$76,161.00
Labor Department IT Consolidation	Completed		\$86,293.24	\$83,813.61	\$86,924.59	\$95,628.90	\$93,429.34
LIMS - Laboratory Information Management System	Completed			\$580,056.04	\$116,034.16	\$116,034.00	\$116,034.16
Live Scan Fingerprinting System	Completed			\$45,000.00	\$45,000.00	\$45,000.00	\$45,000.00
Medical Claims Clearinghouse	Completed			\$48,000.00	\$28,200.00	\$28,200.00	\$28,200.00
Medical Examiners IT Consolidation	Completed		\$13,932.00	\$8,432.00	\$13,932.00	\$8,432.00	\$13,932.00
Medicolegal Inv.- Software for LC/MS Liquid Crystal/Mass Spectrometry	Completed			\$357,932.76	\$0.00	\$0.00	\$0.00

Agency Name	Status	FY2012	FY2013	FY2014	FY2015	FY2016	FY2017
Mines Department IT Consolidation	Completed		-\$10,913.04	-\$16,413.04	-\$16,413.04	-\$10,913.04	-\$16,413.04
Multi Injury Trust Fund IT Unification Project	Completed			\$1,461.00	\$6,461.00	\$1,461.00	\$1,461.00
ODAFF - Oracle Licensing Application	Completed			-\$7,470.00	\$5,028.00	\$5,028.00	\$5,028.00
ODOT Video Editing System	Completed			\$29,669.75	\$0.00	\$0.00	\$0.00
Office of Juvenile Affairs IT Unification	Initiation						\$33,250.44
Office of Personnel Management IT Consolidation	Completed	\$70,595.68	\$77,932.68	\$77,045.68	\$70,745.68	\$70,745.68	\$70,745.68
Ok Rail Data Migration	Execution					\$294,500.00	\$300,000.00
OKDHS Eliminate Unused Software*	Completed					\$286,273.50	\$202,987.00
OKDHS Reduction in IT Staff FY15	Completed					\$1,986,823.00	\$2,522,988.32
Oklahoma Bureau of Narcotics IT Unification	Initiation						\$83,387.36
Oklahoma Department of Rehabilitation Services IT Unification	Initiation						\$9,522.63
Oklahoma Department of Veterans Affairs HelpDesk Transition	Completed		\$145,700.00	\$145,700.00	\$145,700.00	\$145,700.00	\$145,700.00
Oklahoma Health Care Authority IT Unification	Planning				\$654,792.17	\$654,792.17	\$654,792.17
Oklahoma Indigent Defense IT Unification	Initiation						\$1,223.96
Oklahoma State Bureau of Investigation IT Unification	Initiation						\$25,481.88
OSBI-Desktop/Laptop Replacement	Completed				\$27,952.95	\$0.00	\$0.00
OSDH - NetIQ Contract	Completed			\$8,636.80	\$8,113.68	\$8,114.00	\$8,114.00
OWRB - Annual Permitted Water Use Survey and Administrative Fee Mailing	Completed		\$3,208.53	\$0.00	\$0.00	\$0.00	\$0.00
Pardon & Parole Board IT Consolidation	Completed		\$38,051.73	\$32,551.73	\$32,551.73	\$32,551.73	\$32,551.73
Payroll Lapse Numbers***	Completed			\$5,864,571.78	\$7,223,765.30	\$4,631,146.76	\$0.00
People Move 2012	Completed	\$2,336,741.00	\$2,336,741.00	\$2,336,741.00	\$2,336,741.00	\$2,336,741.00	\$2,336,741.00
Pharmacy Board IT Consolidation	Completed		\$94,000.00	\$88,500.00	\$88,500.00	\$88,500.00	\$88,500.00
Pre-Surplus Clearing House	Completed		\$173,446.00	\$0.00	\$0.00	\$0.00	\$0.00
Private Vocational Schools Board IT Consolidation	Completed		-\$1,155.00	-\$605.00	-\$605.00	-\$605.00	-\$605.00
Psychologists Examiners IT Consolidation	Completed		-\$1,408.00	-\$1,408.00	-\$1,408.00	-\$1,408.00	-\$1,408.00
Real Estate Commission IT Consolidation	Completed			\$118,755.84	\$118,755.84	\$118,755.84	\$113,055.84
Resource Leveling FY17	Completed						\$2,118,120.97
Scenic Rivers Commission IT Consolidation	Completed		-\$6,194.76	-\$6,194.76	-\$6,194.76	-\$6,194.76	-\$6,194.76
SDE - CAS Contract Consolidation	Completed			\$20,000.00	\$21,000.00	\$21,000.00	\$21,000.00
SDE - Child Count Contract Consolidation	Completed		\$18,499.74	\$23,699.97	\$23,699.97	\$23,699.97	\$23,699.97
SDE - Child Nutrition Contract Consolidation	Completed		\$60,399.00	\$60,399.00	\$60,399.00	\$60,399.00	\$60,399.00
SDE - HUPP Contract Consolidation	Completed		\$85,942.00	\$92,056.26	\$89,248.75	\$86,357.01	\$83,378.52
SDE - Printer Consolidation Phase 2*	Completed		\$84,246.69	\$5,246.69	\$5,246.69	\$5,246.69	\$5,246.69
SDE Scantron Contract Consolidation	Completed			\$140,548.00	\$147,575.40	\$147,575.40	\$147,575.40
SDE-GED Lifelong Scoring	Completed		\$5,838.00	\$5,838.00	\$5,838.00	\$5,838.00	\$5,838.00
Security as a Service - Phase I	Completed		\$57,542.31	\$723,797.67	\$723,797.67	\$723,797.67	\$723,797.67
State Department of Education IT Consolidation	Completed	\$1,098,231.00	\$1,054,231.00	\$933,231.00	\$960,731.00	\$1,054,231.00	\$1,435,231.00
State Department of Education Managed Print Services	Completed	\$200,251.38	\$279,251.38	\$279,251.38	\$279,251.38	\$279,251.38	\$279,251.38
State Treasurer IT Consolidation	Completed	\$277,472.83	\$277,473.83	\$277,474.83	\$277,475.83	\$277,476.83	\$277,476.83
Statewide Mainframe Consolidation	Completed		\$2,021,035.00	\$2,341,345.00	\$3,170,748.00	\$3,176,610.00	\$3,778,929.00
Tax Commission Network Unification	Execution						\$1,328,331.00
Uniform Crime Report	Completed		\$707.00	\$1,107.00	\$1,107.00	\$1,107.00	\$1,107.00
Used Motor Vehicles Commission IT Unification	Completed			\$0.00	\$69,016.00	\$63,516.00	\$63,516.00
Vet Board IT Consolidation	Completed		-\$3,904.00	-\$3,904.00	-\$3,904.00	-\$3,904.00	-\$3,904.00
Virtual Technology Storage	Completed		-\$491,410.03	\$533,440.93	\$545,977.99	\$580,191.35	\$617,826.04
VOIP OKC County Health Department.	Completed	-\$11,794.20	\$41,814.26	\$41,814.26	\$41,814.26	\$41,814.26	\$41,814.26
Water Resources Board IT Unification	Execution						\$117,944.34
Wave Contract Consolidation	Completed				\$322,250.00	\$322,250.00	\$322,250.00



Agency Name	Status	FY2012	FY2013	FY2014	FY2015	FY2016	FY2017
Wheat Commission IT Consolidation	Completed		\$3,598.04	-\$1,901.96	-\$1,901.96	-\$1,901.96	-\$1,901.96
Will Rogers Memorial Commission IT Unification	Planning						\$600.00
Workers Compensation Commission IT Unification	Initiation						\$37,241.03
<b>Total Annual Savings</b>		<b>\$4,403,597.95</b>	<b>\$10,528,325.89</b>	<b>\$23,454,338.49</b>	<b>\$23,794,798.07</b>	<b>\$24,596,066.20</b>	<b>\$34,144,765.68</b>
<b>Savings over six years<sup>1</sup></b>		<b>\$106,454,660.38</b>					

<sup>1</sup>FY 2012 plus NPV of savings achieved in FY 2013-FY 2017

\*Vendor or employee cost-savings idea.

\*\*This project was accidentally omitted from the FY16 Q4 quarterly report.

\*\*\*New reporting available as a result of performance informed budgeting.

NOTE: This data reflects point-in-time information. There may be unreimbursed IT costs incurred by OMES IS that are not included in the total costs as they are not billed. These unreimbursed costs could reduce the amount of savings reported.

## Cost Avoidance

Project Name	Status	FY2012	FY2013	FY2014	FY2015	FY2016	FY2017
Health Network Consolidation	Completed		\$1,822,538	\$1,437,628	\$1,437,628	\$1,437,628	\$1,437,628
ISD Procurement	Completed	\$81,654	\$81,654	\$81,654	\$81,654	\$81,654	\$81,654
Microsoft EES Statewide Contract	Completed		\$1,139,031	\$1,139,031	\$1,139,031	\$1,139,031	\$1,139,031
Microsoft Enterprise Agreement	Completed	\$1,778,419	\$1,778,419	\$1,778,419	(\$2,047,273)	(\$2,047,273)	(\$2,047,273)
SSL Certificate Savings	Completed	\$7,888	\$7,888	\$7,888	\$7,888	\$7,888	\$7,888
Statewide IT Contracts	Completed	\$920,266	\$1,679,846	\$1,679,846	\$1,679,846	\$1,679,846	\$1,679,846
<b>Total Annual Savings</b>		<b>\$2,788,227</b>	<b>\$6,509,376</b>	<b>\$6,124,466</b>	<b>\$2,298,774</b>	<b>\$2,298,774</b>	<b>\$2,298,774</b>
<b>Savings over six years<sup>1</sup></b>		<b>\$20,607,682</b>					

<sup>1</sup>FY 2012 plus NPV of savings achieved in FY 2013-FY 2017



# Unification Portfolio Active Projects

## Agency by Agency

Project No	Project Name	Project Phase	Risk Rating	CBA NPV	Total Forecast Cost
			(10 - 48)		
42465	Corporation Commission Assessments	Initiation	20	\$6,542,171.00	\$476,284.00
60264	Department of Mental Health and Substance Abuse Services Unification	Initiation	24	\$383,047.00	
60268	Environmental Quality Department Assessments	Initiation	24	\$629,756.00	
60270	J.D. McCarty Center Unification	Initiation	24	\$326,014.65	
60315	Lieutenant Governor - OKC Unification	Initiation	0		
42456	Lottery Commission IT Unification	Initiation	20		
65189	Corporation Commission Physical Move	Initiation	0		\$10,575.00
42190	DEQ IT Unification	Initiation	32		\$420,000.00
65191	Department of Veterans Affairs Physical Move	Initiation	32		\$10,575.00
65852	Department of Mental Health Service Desk Transition	Initiation	26		\$7,800.00
67497	OSSM Server Optimization	Initiation	0		
67419	OSSM Network Optimization	Initiation	0		
65862	DEQ Server Move Plan	Initiation	32		\$41,100.00
65847	DEQ Service Desk Transition	Initiation	28		\$7,800.00
65924	Tax Commission Assessments	Initiation	32		
61515	Workers' Compensation Commission/Court of Existing Claims Unification	Initiation	20	\$159,413.00	\$10,575.00
55800	Space Industry Development Authority Unification	Planning	24	-\$26,700.67	\$9,909.00
55935	Horse Racing Commission Unification	Planning	24	\$29,058.06	\$10,575.00
42464	Department of Human Services IT Unification Project	Planning	32		\$1,191,079.00
57879	J.M. Davis Memorial Commission Unification	Planning	24		\$3,000.00
34970	OHCA Unification	Planning	28	\$3,432,510.00	
65252	Corporation Commission Service Desk Transition	Planning	20		\$7,800.00
65926	Corporation Commission Network Upgrade	Planning	32		\$8,700.00
55506	Will Rogers Memorial Commission Unification	Execution	20		\$16,437.00
42191	Water Resources Board Unification	Execution	20		\$180,713.00
37981	Career Tech Unification	Execution-Close	36	\$731,612.00	
42188	Historical Society IT Unification Project	Execution-Close	44	-\$956,112.00	\$178,800.00

## Service by Agency

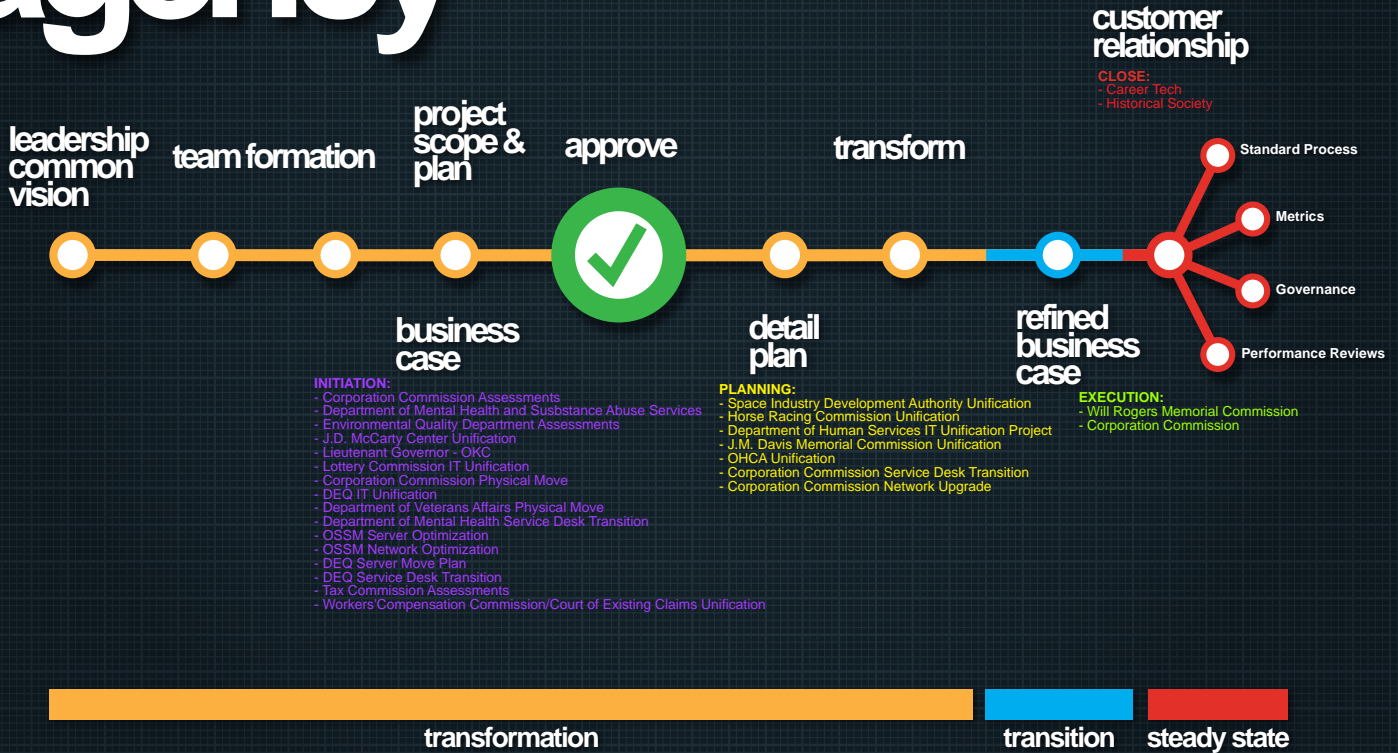
33034	Department of Veterans Internal Wiring 7 Hospitals	Execution	20	\$954,706.00	\$3,862,000.00
-------	--	-----------	----	--------------	----------------

## Service by Service

56469	Tax Commission Network Unification	Initiation	24	\$5,896,589.00	\$29,167.00
41328	OMES Office 365	Execution	72		\$10,720,812.00
37655	INFRASTRUCTURE:Critical System Protection	Execution-Close	32		

unification approach

# agency by agency

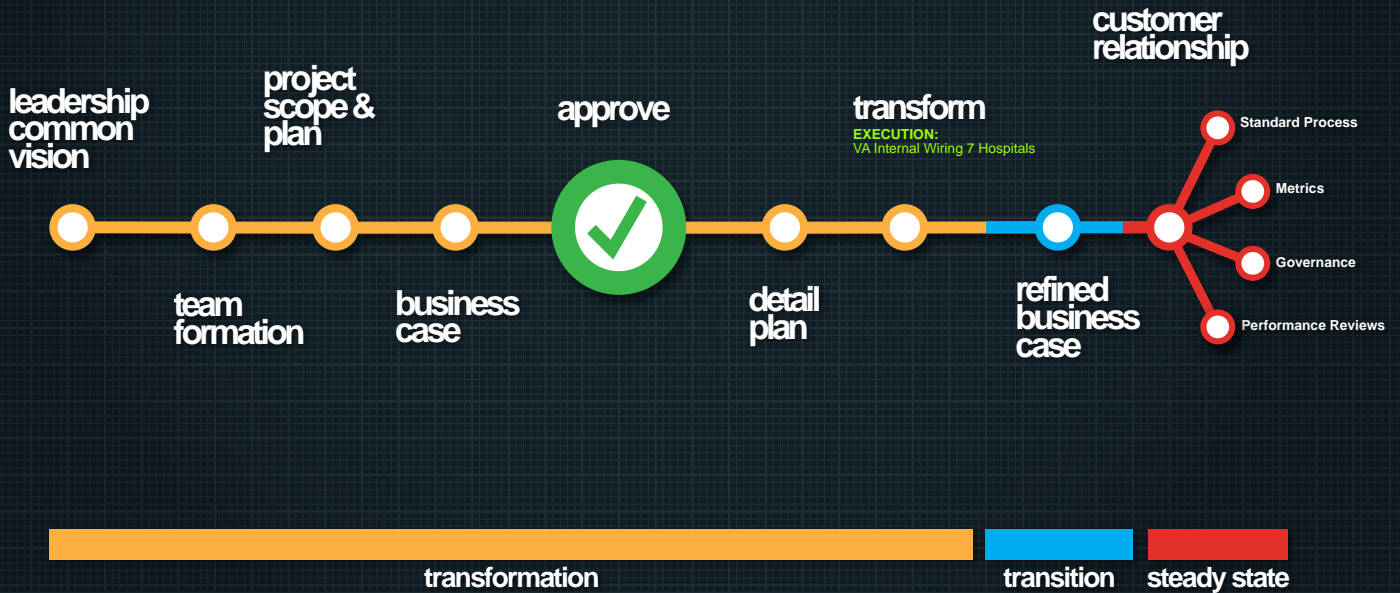


## Agency-by-Agency Completion

- ABLE Tech
- Abstractors Board
- Accountancy Board
- Aeronautics Commission
- Agriculture
- Anatomical Board\*
- Architects Board
- Arts Council
- Athletic Commission
- Banking Department
- Boll Weevil
- Bond Advisor
- Building Bonds-Commission
- Capital Investment Board
- Capitol Improvement Authority
- Center for Advancement of Science and Technology- OCAST
- Central Services- DCS
- Children & Youth Commission
- Chiropractic
- Commerce
- Conservation
- Construction Industries Board
- Consumer Credit Department
- Dentistry Board
- Disability Concerns
- Education Department
- Education Quality & Accountability
- Employees Benefits Council
- Employess Group Insurance Department
- Emergency Management IT Unification
- Ethics Commission
- Finance Authority
- Fire Marshal
- Funeral Board
- Governor
- Health Department
- Historical Society
- Human Rights Commission
- Interstate Oil Compact Commission
- Industrial Finance Authority
- Judicial Complaints Council\*
- Labor Department
- Libraries
- Licensed Social Workers Board
- Liquefied Petroleum Gas Board
- Long Term Care Administration Board
- Marginal Well Commission
- Medical Examiners
- Merit Protection Commission
- Mines Department
- Motor Vehicle Commission
- Multiple Injury Trust Fund\*
- Native American Cultural & Education Authority
- Nursing Board
- ODOT
- Optometry Board
- Pardon & Parole
- Personnel Management Office
- Pet Breeders\*
- Pharmacy
- Physician Manpower Training Commission
- Private Vocational Schools Board
- Professional Engineers & Land Surveyors
- Psychologists
- Public Safety Department
- Real Estate
- Scenic Rivers Commission
- Science and Math
- Sorghum Commission
- Speech Pathology Board
- State Treasurer
- Teacher Preparation Commission
- Teachers' Retirement System
- Tobacco Settlement Endowment Trust
- Tourism & Recreation Department
- Uniform Building Code Commission
- University Hospitals Authority\*
- Used Motor Vehicles Commission
- Veterinary Medical Examiners
- Wheat Commission
- Workers Comp Commission

FY15  
\*No IT Services

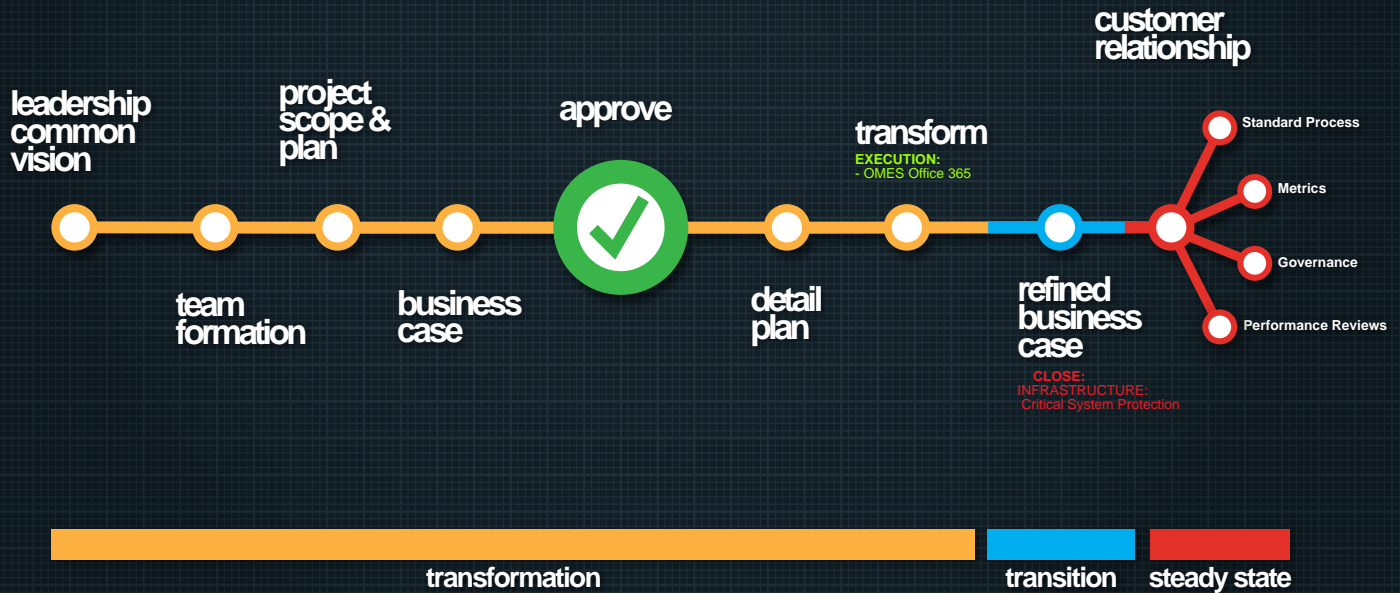
# unification approach service by agency



## Service-by-Agency Completion

- 1st National Building – Fiber
- Career Tech – Email Unification
- Classen Buildings – Fiber
- Corrections – HCM
- DHS – Disaster Recovery
- DHS Infrastructure – Cloud Email
- Health Department – Network
- Health – Unused Software
- Health – Printer Optimization
- Landmark Tower – Fiber
- ODAFF – Help Desk
- ODAFF – Printer Optimization
- ODOT VoIP
- OKC County Health Dept – VoIP
- OMES IS – Unused Software
- Prof Engineers & Land Surveyors – Fiber
- SDE – HUPP Contract Unification
- SDE – Mainframe
- SDE – Print Services Phase 1
- SDE – Print Services Phase 2
- VA - Help Desk

# unification approach service by service



## Service-by-Service Completion

- Antivirus/Spam/Encryption Pilot
- COMIT Telemanagement Billing Module
- Microsoft Enterprise Agreement
- People Move 2012
- PPM Tool Pilot
- Pre-Surplus Clearing House - 2012 Cost
- Savings Idea
- Security as a Service Phase I
- Project Portfolio Management Rollout
- IT Advisory Services
- Security Education and Training
- Statewide Mainframe Unification

