

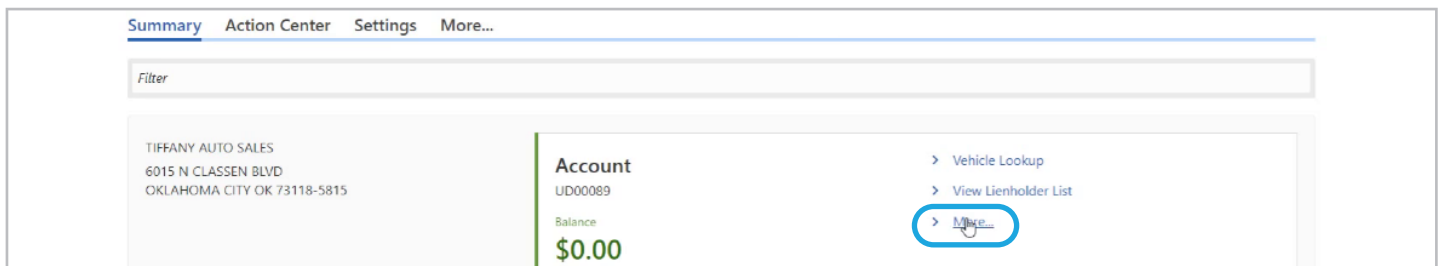
Submitting Pre-Registration with a Transferred Metal Plate

OkCARS

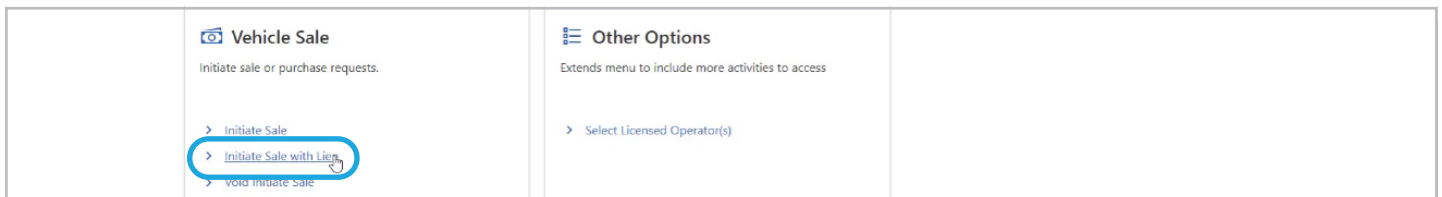
QUICK REFERENCE GUIDE

Objective: This quick reference guide details how dealers can submit a vehicle pre-registration online for a customer who is transferring a metal license plate to their newly purchased vehicle.

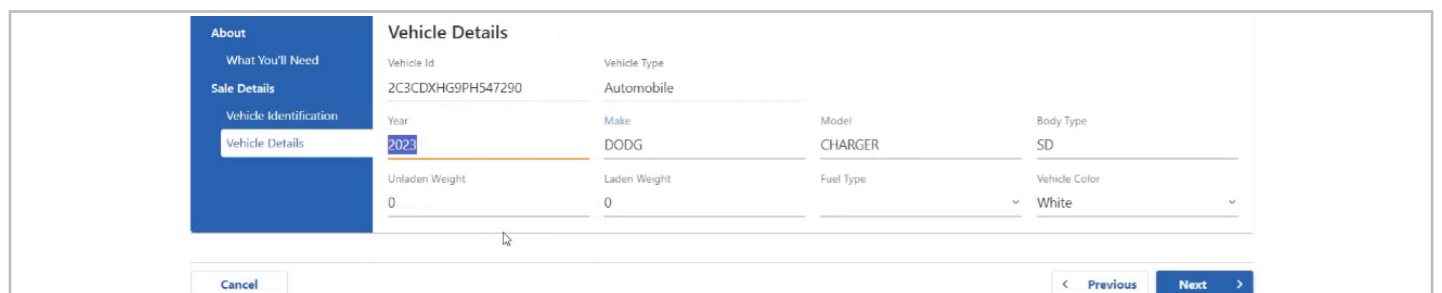
STEP 1 Navigate to the OkCARS webpage, login and select the **“More...”** link on the **Summary** tab.



STEP 2 Under the **Vehicle Sale** tab, click **“Initiate Sale”** and enter the required **Vehicle Identification** information.



STEP 3 Double check the **Vehicle Details** and enter the required information under the **Sale**, **Buyer**, **Contact**, and **Buyer Address** sections.



STEP 4 Select **“Yes”** confirming that a metal plate is being transferred and fill out the required information under the **Temporary Tag** section.

Plate Transfer

Will the buyer be transferring an existing metal plate to this vehicle?

No Yes

Plate Number *
Required

STEP 5 Review the **Previous Vehicle** Information and confirm it's accuracy.

Previous Vehicle Information

VIN
4T1K61AK4PU094041

Year	Make	Model	Color
2,023	TOYT	CAMRY	Gray

Previous Plate Information

Plate Number	Expiration Date
NBY979	31-Oct-2024

Please confirm the details listed above match the previous plate owner information

STEP 6 Review the **Summary** screen and click **“Submit”** to finalize the changes.

Summary

Vehicle Details

Vehicle ID : LRBFZNR40MD106027
Use Type : Automobile
Year / Make / Model : 2021 BUIC ENVISION

Sale Information

Date Sold : 22-Jul-2024

Buyer Information

Name : JANE DOE
Email : tiffany.doane@service.ok.gov
Address : 6015 N CLASSE BLVD OKLAHOMA CITY OK 73118-5815

Plate Details

Plate : NBY979
Temp Tag Number :
Temp Tag Issue Date :
Temp Tag Expiration :

Cancel [Previous](#) **Submit**

If you have any questions on this process, reach out to dealersupport@service.ok.gov