

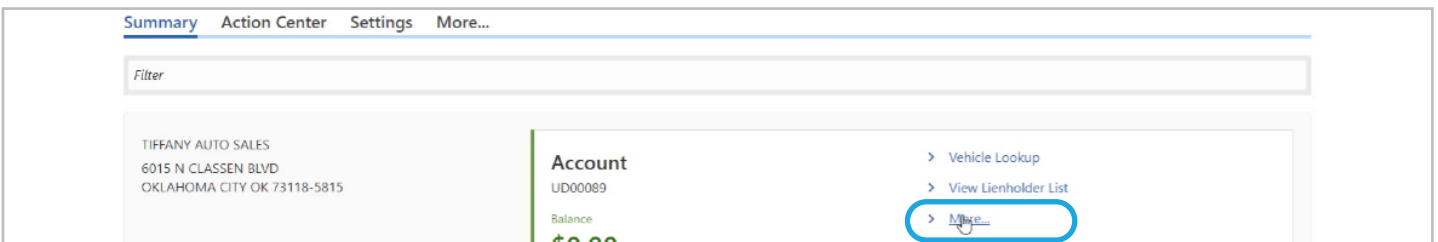
Submitting Pre-Registration with a Temporary Paper Tag

OkCARS

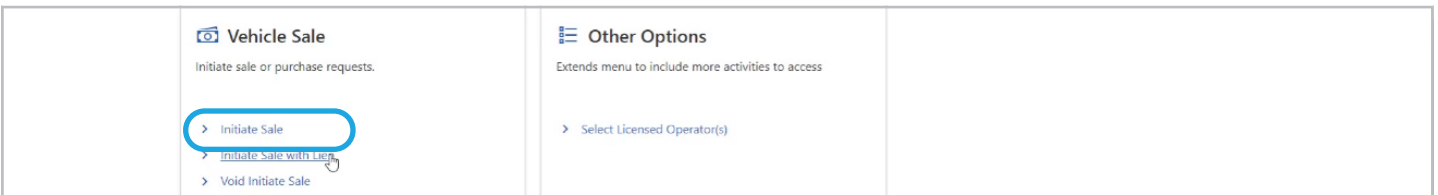
QUICK REFERENCE GUIDE

Objective: This quick reference guide details how dealers can submit a pre-registration online for a customer who is not transferring their metal license plate and will receive a ten-day temporary paper tag for their newly purchased vehicle.

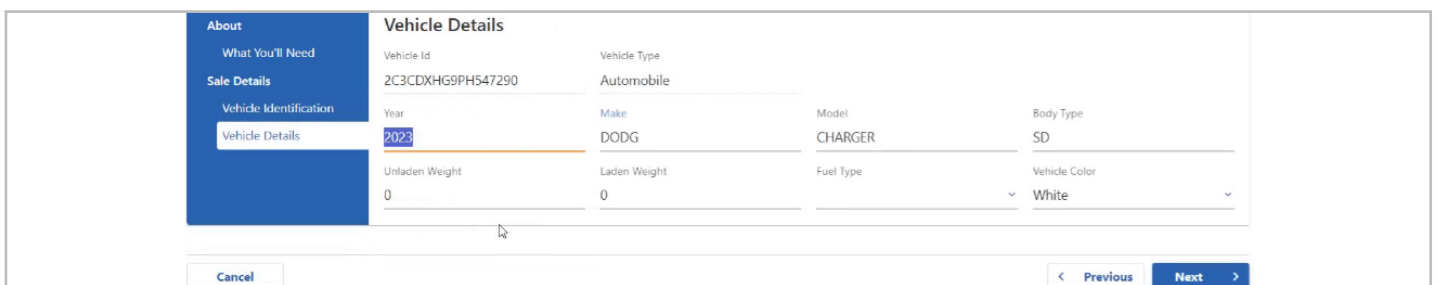
STEP 1 Navigate to the OkCARS webpage, login into the dealer account and select the **“More...”** link on the **Summary** tab.



STEP 2 Under the **Vehicle Sale** tab, click **“Initiate Sale”** and enter the required **Vehicle Identification** information.



STEP 3 Double check the **Vehicle Details** and enter the required information under the **Sale, Buyer, Contact, and Buyer Address** sections.



STEP 4 Select **“No”** confirming that a metal plate is being not being transferred and fill out the required information under the **Temporary Tag** section.

Plate Transfer

Will the buyer be transferring an existing metal plate to this vehicle?

No Yes

Plate Number

STEP 5 Review the **Summary** screen and click **“Submit”** to finalize the changes.

Summary

Vehicle Details

Vehicle ID : KNDPU3AF5P7165969
Use Type : Automobile
Year / Make / Model : 2023 KIA SPORTAGE

Sale Information

Date Sold : 22-Jul-2024

Buyer Information

Name : JOHN SMITH
Email : tiffany.doane@service.ok.gov
Address : 6015 N CLASSEN BLVD OKLAHOMA CITY OK 73118-5815

Plate Details

Temp Tag Number : Y0889996
Temp Tag Issue Date : 22-Jul-2024
Temp Tag Expiration : 01-Aug-2024

Cancel Previous Submit

If you have any questions on this process,
reach out to dealersupport@service.ok.gov